



# Adopted Budget

for the Fiscal Year

July 1, 2022 – June 30, 2023

**Dr. Kindred Murillo**

Interim Superintendent/President

## Board of Trustees

Jonathan Abboud

Marsha S. Croninger

Dr. Anna Everett

Veronica Gallardo

Dr. Peter O. Haslund

Robert K. Miller

Kate Parker

# 2022-23 Adopted Budget Workbook

## Table of Contents

SBCC Mission Statement & Budget Development Values	1
Adopted Budget – Assumptions	2
Adopted Budget – All Funds	6
Unrestricted General Fund	7
Unrestricted General Fund Reconciliations of Tentative to Adopted Budget	8
Restricted General Fund	9
Bond Interest and Redemption Fund	10
Special Revenue Funds	
Food Service Fund	11
Children’s Center Fund	12
Capital Projects Funds	
Equipment Fund	13
Construction Fund	14
Enterprise Funds	
Campus Store	15
School of Extended Learning Fee Based Courses	16
Internal Service Funds	
Self-Insurance Fund	17
Fleet Services Fund	18
Fiduciary Funds	
Associated Students	19
Student Representation Fees	20
Financial Aid	21
School of Extended Learning Trusts	22
Appendix	
Fund Balances – Unrestricted General Fund	23
Fund Balances – Capital Projects Funds	24
Fund Balances – COVID Mitigation Fund	26
Education Protection Act Fund	27
Health Fees Fund	28
Rental of Facilities	29
Restricted Lottery	30
Parking & Transportation Program	31
Benefits Information, Historical & Projection	32
FTES, Historical & Projection	32
Expenditure Distribution, Historical & Projection	33
STRS/PERS Contributions, Historical & Projection	34
Total Computation Revenue (TCR)	35
Salaries & Benefits Breakout: FY23-27	36
Scheduled Maintenance Projects: FY21-22	37
FY20-21 Program Review, Budget Rollovers	38
UGF Reconciliation	39
Lost Revenue Summary – HEERF I,II, and III	40
Budget Detail – Unrestricted General Fund	41
Budgeted Positions – Detailed List by Organization	51
Budgeted Positions – Vacancy List as of 8/31/22	95



## **Our Mission**

As a public community college dedicated to the success of each student . . .

*Santa Barbara City College welcomes all students. The College provides a diverse learning environment and opportunities for students to enrich their lives, advance their careers, complete certificates, earn associate degrees, and transfer to four-year institutions.*

*The College is committed to fostering an equitable, inclusive, respectful, participatory, and supportive community dedicated to the success of every student.*

## **SBCC Budget Development Values**

The foundation of the budget development process is a belief in the following basic shared values.

- Honesty, integrity, transparency, trust and an overall sense of collegiality
- Involvement of all constituent groups in decision-making using established participatory governance processes
- Maintenance of the Board approved minimum reserve in accordance with BP 6305
- Exercise of fiscal prudence in the development of the budget
- Good faith

These values will be upheld by ensuring:

- discussions and actions are student-centered, and viewed through an equity lens;
- district's financial condition will be honestly communicated to all;
- decisions on financial matters are data-driven;
- district budget practices are comparable with similar institutions;
- items included in the budget will be based on need; and
- health and safety of staff and students are prioritized.

To the extent possible, the final budget will

- allow sufficient resources to meet diverse student needs;
- maintain a comprehensive educational program;
- be developed based on achievable FTES goals and
- provide sufficient staffing to fulfill our mission;
- provide for contractual obligations and fixed costs;
- cover costs of health benefits and STRS and PERS contributions; and
- remain competitive in total compensation with comparable districts and recognize ongoing needs of employees' living standards for fairness and retention; and
- consider SBCC's carbon footprint.



## **SANTA BARBARA CITY COLLEGE ASSUMPTIONS USED TO DEVELOP THE 2022-23 ADOPTED BUDGET**

*As of September 8, 2022*

The 2022-23 Budget Assumptions are based on the Governor's June Budget and local assumptions as detailed below. These Assumptions reflect the most current revenue information received from the state, and expenditures have been analyzed and adjusted through the budget development process. The Adopted Budget is scheduled for approval by the Board of Trustees on September 15, 2022.

The 2022-23 Adopted Budget is based on the following assumptions:

### **REVENUES**

#### **State Revenue - Ongoing**

1. FTES Assumptions:
  - a. Credit FTES is projected to remain the same in fiscal year 2022-23 compared to projected FTES for fiscal year 2021-22.
  - b. Dual Enrollment FTES is projected to remain the same in fiscal year 2022-23 compared to projected FTES for fiscal year 2021-22.
  - c. Incarcerated Student FTES is projected to remain the same in fiscal year 2022-23.
  - d. Noncredit FTES is projected to remain the same in fiscal year 2022-23 compared to projected FTES for fiscal year 2021-22.
  - e. Enhanced Noncredit FTES is projected to remain the same in fiscal year 2022-23 compared to projected FTES for fiscal year 2021-22.
2. The state's budget includes a 6.56% COLA and other base adjustments, which are applied to the funding rates used in the calculation of the Student Centered Funding Formula (SCFF).
3. The COVID-19 Emergency Conditions Allowance, which allowed districts to be funded at pre-COVID FTES levels from FY19-20, was scheduled to expire at the end of fiscal year 2021-22. For FY22-23, the Chancellor's Office has allowed districts to apply for the 2022-23 COVID-19 Emergency Conditions Allowance. As a framework for eligibility requirements, the District must conform to the following:
  - a. Prepare an Emergency Conditions Recovery Plan, adopted and approved by the Board of Trustees
  - b. Certification confirming that the District meets specific eligibility requirements

- Approval of this application would provide the District with appropriately \$4.2 million in addition funding for FY22-23, which is included in this budget.
4. The state's proposed budget includes increases of the basic allocation and base rates within the SCFF. - *Approximately \$11.1 million increase over the FY21-22 calculated amounts*
  5. Supplemental Allocation Factors (\$12.5 million total allocation for FY22-23):
    - a. **Pell Grant Recipients** budgeted - *\$0.5 million for FY22-23*
    - b. **AB 540 Students** budgeted - *\$3.3 million for FY22-23*
    - c. **California College Promise Grant Recipients** budgeted – *\$8.7 million for FY22-23*
  6. Student Success Factors (\$11.3 million total allocation for FY22-23):
    - a. **Associate Degrees** budgeted – *\$2.5 million for FY22-23*
    - b. **Associate Degrees for Transfer** budgeted - *\$2.6 million for FY22-23*
    - c. **Credit Certificates** budgeted – *\$0.3 million for FY22-23*
    - d. Students completing **Nine or More CTE Units** budgeted - *\$2.0 million for FY22-23*
    - e. Students who **Transfer to 4 Year Colleges** budgeted - *\$1.3 million for FY22-23*
    - f. Students completing **Transfer Level Math and English** budgeted - *\$1.5 million for FY22-23*
    - g. Students who achieve a **Regional Living Wage** budgeted - *\$1.2 million for FY22-23*
  7. District funding at medium sized college level (>10,000 FTES & <20,000) in FY22-23. In the event enrollment falls below 10,000 FTES in FY22-23, the small sized college lower revenue amount will be applied to SCFF in FY23-24. *\$7.8 million for FY22-23*
  8. Schott Center funding at the medium/large center level (750-1,000 FTES, \$1.5M for FY22-23).
  9. Wake Center funding at the large center level (>1,000 FTES, \$1.9M for FY22-23).
  10. Education Protection Act revenue remains flat (*Part of TCR*). - *\$21.0 million for FY22-23*
  11. Property tax revenue increases by 3% (*Part of TCR*). - *\$38.7 million for FY22-23*
  12. Lottery revenue remains flat.
  13. State mandated ongoing reimbursements remains flat.

**State Revenue - One Time**

1. Deficit factor is budgeted at 0%.
2. State mandated one-time reimbursements are not budgeted.
3. State apportionment recalculations and prior year adjustments are not budgeted.
4. Deferred maintenance and instructional equipment funding - *estimated at \$9.5M one time*

## Local Revenue

1. Enrollment fees revenue is projected to remain the same in fiscal year 2022-23 compared to projected FTES for fiscal year 2021-22. *(Part of TCR)*
  - a. The Enrollment fee will remain constant at \$46.00/unit.
2. International tuition revenue is projected to increase by 51% in fiscal year 2022-23 compared to budgeted FTES for fiscal year 2021-22. - *\$1.9 million increase from \$3.7M to \$5.6M*
3. Out-of-state tuition revenue is projected to increase by 54% in fiscal year 2022-23 compared to budgeted FTES for fiscal year 2021-22. - *\$2 million increase from \$3.6M to \$5.6M*

## EXPENDITURES

1. Salary increases related to reclassification of classified staff and managers through agreed upon job reclassification process.
2. Permanent employees' salaries are budgeted to reflect the impact of 5.5% salary increase in 2021-22; no salary increase has been included in the FY22-23 budget.
3. Annual salary step increases. - *\$300k increase over the FY21-22 adopted budget*
4. The District is offering a schedule shaped in response to lower predicted enrollment, impacts of COVID-19 on program offerings, and continued efforts to be efficient in response to strategic enrollment management. The District will continue to maintain low enrolled sections. - *Amount to be determined.*
5. The District continues to work on its vacancy list. As of August 1, 2022, the potential budget exposure for vacant positions is approximately \$5.5 million. Refer to page 95 for a complete list of unfilled positions included in the FY22-23 budget, segmented between the Unrestricted General Fund and other funds. For a complete list of all positions, refer to page 51.
6. Short-term employees (staff/student) budget assumptions will increase 6% in fiscal year 2022-23 (\$1.55M), *compared to the FY21-22 adopted budget (\$1.46M)*, due to higher in-person programs/services than FY21-22.
7. Employer contributions towards health benefits are expected to increase by 1.83% in 2022-23, *compared to the FY21-22 adopted budget.*
8. The State Unemployment Contribution rate remains flat.
9. The Workers Compensation insurance rate remains flat.
10. The CalPERS employer contribution rate increases from 22.91% to 25.40%. - *\$754k increase compared to the FY21-22 adopted budget*
11. The CalSTRS employer contribution rate increases from 16.92% to 19.10%. - *\$1.2M increase compared to the FY21-22 adopted budget*

12. Utility budgets are budgeted to reflect an increase of 7.4%, due to inflation. - \$399k increase compared to the FY21-22 adopted budget
13. Instructional supply, and printing and duplicating expenses remain in the Lottery Fund. These expenses will decline 2.8% in fiscal year 2022-23 (\$1.37M), compared to fiscal year 2021-22 (\$1.41M)
14. Total non-labor expenses are budgeted to increase 9% in fiscal year 2022-23, compared to fiscal year 2021-22 (\$1.14M) - \$1.1M increase.

**TRANSFERS**

Transfer of funds to and from the Unrestricted General Fund Ending Balance, shown in the table below.

Transfers	OUT of UGF	IN to UGF
Children's Center	260,000	
Construction Fund - Emergency Campus	650,000	
Equipment Fund	950,000	
Food Service Fund	650,000	
Parking Fund	325,000	
Campus Store Fund	375,000	
Self-Insurance Fund	725,000	
Student Clubs	10,000	
Facility Rentals	TBD	
Indirect Costs -Administrative Overhead		400,000
	<b>3,945,000</b>	<b>400,000</b>

As a note to the table above, the transfers to UGF of \$400k are primarily due to funds received from the Strong Workforce program.

**COVID-19 Relief Funds**

In 2020 and 2021 three Higher Education Emergency Relief Funds (HEERF) were received by the district. The funds can be utilized to defray expenses related to COVID-19, carry out authorized student support activities, and provide financial aid grants to students. The revenues and expenses related to these three grants are included in the Restricted General Funds. All HEERF funds are projected to be spent by the end of fiscal year 2021-22.

**Santa Barbara City College  
2022-23  
Adopted Budget - All Funds**

		Governmental Funds								
		Total General Fund		Debt Service	Special Revenue	Capital Projects	Enterprise Fund	Internal Service	Expendable Trusts	
Major Object	Title	Unrestricted	Restricted	Bond Interest & Redemption	Child Development Food Service	Equipment & Construction	Campus Store Extended Learning	Self-Insurance Fleet Services	Associated Students & Financial Aid	Total District All Funds
<b>Revenues</b>										
81	Federal Revenues	-	5,724,990	-	22,000	-	-	-	15,170,000	20,916,990
86	State Revenues	57,235,029	75,574,011	14,000	123,092	13,990,000	-	-	2,875,000	149,811,133
88	Local Revenues	58,719,543	3,069,822	4,761,050	688,534	120,000	3,517,450	60,000	26,850	70,963,250
<b>Total Revenues</b>		<b>115,954,572</b>	<b>84,368,823</b>	<b>4,775,050</b>	<b>833,627</b>	<b>14,110,000</b>	<b>3,517,450</b>	<b>60,000</b>	<b>18,071,850</b>	<b>241,691,372</b>
<b>Expenditures</b>										
10	Academic Salaries	44,766,057	3,546,005	-	166,470	-	40,348	-	-	48,518,879
20	Classified Salaries	23,276,353	4,793,702	-	773,533	-	740,560	10,000	-	29,594,148
30	Employee Benefits	24,140,216	3,070,298	-	511,914	-	393,719	935	-	28,117,082
40	Supplies And Materials	1,770,200	2,610,719	-	233,104	30,853	2,409,330	500	8,500	7,063,206
50	Other Operating Expenses & Services	11,215,447	49,206,077	-	49,850	56,000	400,500	755,000	8,100	61,690,974
60	Capital Outlay	432,250	11,150,750	-	10,000	13,878,832	-	18,565	10,000	25,500,397
70	Other Outgo	-	4,979,112	4,775,050	-	-	-	-	-	9,754,162
79	Appropriation for Contingencies	5,500,000	2,038,720	-	-	-	-	-	-	7,538,720
<b>Total Expenditures</b>		<b>111,100,522</b>	<b>81,395,383</b>	<b>4,775,050</b>	<b>1,744,872</b>	<b>13,965,685</b>	<b>3,984,457</b>	<b>785,000</b>	<b>26,600</b>	<b>217,777,569</b>
<b>Transfers</b>										
89	Transfers In	400,000	325,000	-	910,000	1,600,000	410,000	725,000	10,000	4,380,000
80	Transfers (Out)	(3,945,000)	(400,000)	-	-	-	-	-	(18,025,250)	(22,370,250)
<b>Total Transfers In/(Out)</b>		<b>(3,545,000)</b>	<b>(75,000)</b>	<b>-</b>	<b>910,000</b>	<b>1,600,000</b>	<b>410,000</b>	<b>725,000</b>	<b>(18,015,250)</b>	<b>(17,990,250)</b>
<b>Net Change in Fund Balance</b>		<b>1,309,050</b>	<b>2,898,441</b>	<b>-</b>	<b>(1,245)</b>	<b>1,744,315</b>	<b>(57,007)</b>	<b>-</b>	<b>30,000</b>	<b>5,923,553</b>
<b>Beginning Fund Balance</b>										
		<b>35,968,673</b>	<b>541,364</b>	<b>4,158,102</b>	<b>732,003</b>	<b>19,880,414</b>	<b>6,909,829</b>	<b>26,140</b>	<b>2,526,538</b>	<b>70,743,063</b>
<b>Change in Fund Balance</b>		<b>1,309,050</b>	<b>2,898,441</b>	<b>-</b>	<b>(1,245)</b>	<b>1,744,315</b>	<b>(57,007)</b>	<b>-</b>	<b>30,000</b>	<b>5,923,553</b>
<b>Ending Fund Balance</b>		<b>37,277,723</b>	<b>3,439,805</b>	<b>4,158,102</b>	<b>730,758</b>	<b>21,624,729</b>	<b>6,852,821</b>	<b>26,140</b>	<b>2,556,538</b>	<b>76,666,616</b>

a Transfer In includes \$35k transfer from Expendable Trusts, Transfers (Out).



**Santa Barbara City College**  
**2022-23**  
**Unrestricted General Fund - Fund 11**

Major Object	Title	2018-19 Actual	2019-20 Actual	2020-21 Actual	2021-22 Adopted Budget	2021-22 Unaudited Actuals	2022-23 Tentative Budget	2022-23 Adopted Budget
<b>Revenues</b>								
86	State Revenues	42,131,385	49,501,009	46,846,707	47,073,545	47,436,053	48,627,029	57,235,029
88	Local Revenues	56,354,538	55,377,513	50,178,372	51,800,400	54,540,359	60,117,135	58,719,543
<b>Total Revenues</b>		<b>98,485,923</b>	<b>104,878,522</b>	<b>97,025,079</b>	<b>98,873,945</b>	<b>101,976,412</b>	<b>108,744,164</b>	<b>115,954,572</b>
<b>Expenditures</b>								
10	Academic Salaries	44,658,303	44,390,886	39,528,777	42,749,502	42,921,534	45,105,409	44,766,057
20	Classified Salaries	21,491,243	22,223,859	19,946,930	21,594,362	21,990,831	23,129,301	23,276,353
30	Employee Benefits	21,228,647	27,640,294	25,657,271	21,913,544	21,840,158	23,962,991	24,140,216
40	Supplies And Materials	1,699,388	1,088,962	632,941	1,640,600	2,407,863	1,770,200	1,770,200
50	Other Operating Expenses & Services	10,578,613	9,524,626	7,307,845	10,212,338	11,119,232	11,196,697	11,215,447
60	Capital Outlay	428,688	493,804	319,609	424,500	774,570	432,250	432,250
70	Other Outgo	6,140	6,854	150,000	10,000	1,099,923	200,000	-
79	Appropriation for Contingencies	-	-	-	4,100,000	-	-	5,500,000
<b>Total Expenditures</b>		<b>100,091,022</b>	<b>105,369,284</b>	<b>93,543,371</b>	<b>102,644,845</b>	<b>102,154,111</b>	<b>105,796,849</b>	<b>111,100,522</b>
<b>Transfers</b>								
89	Transfers In - HEERF II, Lost Revenues	-	-	6,104,616	-	-	-	-
89	Transfers In - HEERF III, Lost Revenues	-	-	-	6,370,000	3,070,874	-	-
89	Transfers In - Other	800,826	420,101	1,106,996	550,000	234,144	400,000	400,000
80	Transfers (Out)	(1,360,000)	(2,261,758)	(1,100,764)	(2,380,000)	(2,180,000)	(3,045,000)	(3,945,000)
<b>Total Transfers In/(Out)</b>		<b>(559,174)</b>	<b>(1,841,657)</b>	<b>6,110,849</b>	<b>4,540,000</b>	<b>1,125,018</b>	<b>(2,645,000)</b>	<b>(3,545,000)</b>
<b>Net Change in Fund Balance</b>		<b>(2,164,273)</b>	<b>(2,332,418)</b>	<b>9,592,556</b>	<b>769,100</b>	<b>947,319</b>	<b>302,315</b>	<b>1,309,050</b>
<b>Beginning Fund Balance</b>		<b>29,925,489</b>	<b>27,761,217</b>	<b>25,428,798</b>	<b>35,021,354</b>	<b>35,021,354</b>	<b>35,968,673</b>	<b>35,968,673</b>
Change in Fund Balance		(2,164,273)	(2,332,418)	9,592,556	769,100	947,319	302,315	1,309,050
<b>Ending Fund Balance</b>		<b>27,761,217</b>	<b>25,428,798</b>	<b>35,021,354</b>	<b>35,790,455</b>	<b>35,968,673</b>	<b>36,270,989</b>	<b>37,277,723</b>

**Santa Barbara City College  
2022-23  
Reconciliations of Tentative to Adopted Budget  
Unrestricted General Fund**

**Reconciliation of Net Change in Fund Balance**

	Amount	Notes/Comments
<b>Net Change in Fund Balance - Tentative Budget</b>	<b>302,315</b>	
<b>Revenues</b>		
State Revenues	8,608,000	
Local Revenues	(1,397,592)	
<b>Total Revenues Change</b>	<b>7,210,408 A</b>	
<b>Expenditures</b>		
Academic Salaries	(339,353)	Removal of 2 positions
Classified Salaries	147,052	Addition of 1 position
Employee Benefits	177,224	Update of unemployment insurance rate across all positions
<b>Other Operating Expenses and Services</b>	18,750	Various updates
<b>Other Outgo</b>	(200,000)	Elimination of duplicate entry related to Children's Center
<b>Transfers Out</b>	900,000	Additional \$100k for the Campus Store, \$50k for Food Services, and \$750k for the Equipment Fund
<b>Contingency</b>	5,500,000	
<b>Total Expenditures Change</b>	<b>6,203,673</b>	
<b>Total Change</b>	<b>1,006,735</b>	
<b>Net Change in Fund Balance - Adopted Budget</b>	<b>1,309,050</b>	

**Reconciliation of Revenues - FTES & Other**

	Tentative	FTES Adjustments	Other Adjustments	Total Adjustments	Adopted	Change
I. Base Allocation (FTES + Basic Allocation)	60,345,520	9,598,087	3,673,550	13,271,637	73,617,157	
II. Supplemental Allocation	12,749,973	-	(238,558)	(238,558)	12,511,415	
III. Student Success Allocation	11,320,862	181,640	(209,895)	(28,255)	11,292,607	
<b>A - Calculated Revenue</b>	<b>84,416,355</b>	<b>9,779,727</b>	<b>3,225,097</b>	<b>13,004,824</b>	<b>97,421,179</b>	
<b>B - 21-22 SCFF + COLA</b>	<b>90,210,771</b>	-	-	-	<b>90,210,771</b>	
<b>C - Hold Harmless</b>	<b>86,221,845</b>	-	-	-	<b>86,221,845</b>	
<b>FY22-23 TCR (Max of A,B,C)</b>	<b>90,210,771</b>				<b>97,421,179</b>	<b>7,210,408 A</b>

**Reconciliation of Revenues - Rates, ECA, & Other**

	Tentative	Rate Increases/Other Adjustments	Emergency Conditions Allowance	Total Adjustments	Adopted	Change
I. Base Allocation (FTES + Basic Allocation)	60,345,520	10,021,655	3,431,622	13,453,277	73,798,797	
II. Supplemental Allocation	12,749,973	(238,558)	-	(238,558)	12,511,415	
III. Student Success Allocation	11,320,862	(209,895)	-	(209,895)	11,110,967	
<b>A - Calculated Revenue</b>	<b>84,416,355</b>	<b>9,573,202</b>	-	<b>13,004,824</b>	<b>97,421,179</b>	
<b>B - 21-22 SCFF + COLA</b>	<b>90,210,771</b>	-	-	-	<b>90,210,771</b>	
<b>C - Hold Harmless</b>	<b>86,221,845</b>	-	-	-	<b>86,221,845</b>	
<b>FY22-23 TCR (Max of A,B,C)</b>	<b>90,210,771</b>				<b>97,421,179</b>	<b>7,210,408 A</b>

**Santa Barbara City College**  
**2022-23**  
**Restricted General Fund - Fund 12**

Major Object	Title	2018-19 Actual	2019-20 Actual	2020-21 Actual	2021-22 Adopted Budget	2021-22 Unaudited Actuals	2022-23 Budget
<b>Revenues</b>							
81	Federal Revenues	3,367,961	3,057,342	18,619,812	27,864,561	25,279,051	5,724,990
86	State Revenues	25,054,910	32,583,653	35,195,258	68,428,157	33,032,994	75,574,011
88	Local Revenues	2,181,129	2,401,313	2,363,195	2,623,489	3,870,197	3,069,822
<b>Total Revenues</b>		<b>30,604,001</b>	<b>38,042,308</b>	<b>56,178,265</b>	<b>98,916,208</b>	<b>62,182,242</b>	<b>84,368,823</b>
<b>Expenditures</b>							
10	Academic Salaries	4,894,803	3,965,795	5,185,103	3,680,268	4,756,199	3,546,005
20	Classified Salaries	5,264,736	5,050,307	4,446,428	4,435,528	8,228,794	4,793,702
30	Employee Benefits	2,792,554	2,716,799	2,899,436	2,784,996	3,438,603	3,070,298
40	Supplies And Materials	1,179,233	1,092,957	1,387,472	1,834,126	1,600,940	2,610,719
50	Other Operating Expenses & Services	13,407,018	20,600,579	24,999,156	46,381,161	19,870,821	49,206,077
60	Capital Outlay	1,716,351	1,700,243	2,188,413	5,183,686	3,515,715	11,150,750
70	Other Outgo	1,414,985	3,243,668	6,995,529	17,232,859	16,320,197	4,979,112
79	Appropriation for Contingencies	-	-	-	2,047,301	-	2,038,720
<b>Total Expenditures</b>		<b>30,669,680</b>	<b>38,370,348</b>	<b>48,101,537</b>	<b>83,579,925</b>	<b>57,731,269</b>	<b>81,395,383</b>
<b>Transfers</b>							
89	Transfers In - Other	-	158,649	-	1,450,000	106,000	325,000
80	Transfers (Out)	(15,089)	-	(8,242,674)	(9,383,000)	(5,740,681)	(400,000)
<b>Total Transfers In/(Out)</b>		<b>(15,089)</b>	<b>158,649</b>	<b>(8,242,674)</b>	<b>(7,933,000)</b>	<b>(5,634,681)</b>	<b>(75,000)</b>
<b>Net Change in Fund Balance</b>		<b>(80,769)</b>	<b>(169,391)</b>	<b>(165,945)</b>	<b>7,403,283</b>	<b>(1,183,708)</b>	<b>2,898,441</b>
<b>Beginning Fund Balance</b>		<b>2,141,177</b>	<b>2,060,408</b>	<b>1,891,017</b>	<b>1,725,072</b>	<b>1,725,072</b>	<b>541,364</b>
Change in Fund Balance		(80,769)	(169,391)	(165,945)	7,403,283	(1,183,708)	2,898,441
<b>Ending Fund Balance</b>		<b>2,060,408</b>	<b>1,891,017</b>	<b>1,725,072</b>	<b>9,128,355</b>	<b>541,364</b>	<b>3,439,805</b>

**Santa Barbara City College**  
**2022-23**  
**Bond Interest and Redemption Fund - Fund 21**

Major Object	Title	2018-19 Actual	2019-20 Actual	2020-21 Actual	2021-22 Adopted Budget	2021-22 Unaudited Actuals	2022-23 Budget
<b>Revenues</b>							
86	State Revenues	13,889	13,800	13,595	14,000	13,031	14,000
88	Local Revenues	4,195,542	4,426,560	4,603,854	4,559,000	4,730,380	4,761,050
<b>Total Revenues</b>		<b>4,209,431</b>	<b>4,440,360</b>	<b>4,617,450</b>	<b>4,573,000</b>	<b>4,743,411</b>	<b>4,775,050</b>
<b>Expenditures</b>							
70	Other Outgo	4,795,644	4,567,400	4,249,875	4,775,050	4,395,150	4,775,050
<b>Total Expenditures</b>		<b>4,795,644</b>	<b>4,567,400</b>	<b>4,249,875</b>	<b>4,775,050</b>	<b>4,395,150</b>	<b>4,775,050</b>
<b>Net Change in Fund Balance</b>		<b>(586,212)</b>	<b>(127,040)</b>	<b>367,575</b>	<b>(202,050)</b>	<b>348,261</b>	<b>-</b>
<b>Beginning Fund Balance</b>		<b>4,155,519</b>	<b>3,569,307</b>	<b>3,442,267</b>	<b>3,809,842</b>	<b>3,809,842</b>	<b>4,158,102</b>
Change in Fund Balance		(586,212)	(127,040)	367,575	(202,050)	348,261	-
<b>Ending Fund Balance</b>		<b>3,569,307</b>	<b>3,442,267</b>	<b>3,809,842</b>	<b>3,607,792</b>	<b>4,158,102</b>	<b>4,158,102</b>

**Santa Barbara City College**  
**2022-23**  
**Food Services - Fund 32**

Major Object	Title	2018-19 Actual	2019-20 Actual	2020-21 Actual	2021-22 Adopted Budget	2021-22 Unaudited Actuals	2022-23 Budget
<b>Revenues</b>							
88	Local Revenues	3,194,508	2,200,479	8,148	731,750	400,528	388,534
<b>Total Revenues</b>		<b>3,194,508</b>	<b>2,200,479</b>	<b>8,148</b>	<b>731,750</b>	<b>400,528</b>	<b>388,534</b>
<b>Expenditures</b>							
20	Classified Salaries	1,300,213	1,121,500	519,584	681,889	560,970	484,568
30	Employee Benefits	405,578	434,438	288,354	298,654	279,502	278,359
40	Supplies And Materials	1,524,893	1,055,309	5,449	404,570	211,207	217,104
50	Other Operating Expenses & Services	253,921	157,878	21,304	89,470	53,636	48,850
60	Capital Outlay	10,886	5,824	-	5,000	179,051	10,000
<b>Total Expenditures</b>		<b>3,495,491</b>	<b>2,774,949</b>	<b>834,691</b>	<b>1,479,583</b>	<b>1,284,366</b>	<b>1,038,881</b>
<b>Transfers</b>							
89	Transfers In - Other	245,000	600,000	1,160,134	900,000	1,078,000	650,000
80	Transfers (Out)	-	-	-	-	-	-
<b>Total Transfers In/(Out)</b>		<b>245,000</b>	<b>600,000</b>	<b>1,160,134</b>	<b>900,000</b>	<b>1,078,000</b>	<b>650,000</b>
<b>Net Change in Fund Balance</b>		<b>(55,982)</b>	<b>25,531</b>	<b>333,591</b>	<b>152,167</b>	<b>194,162</b>	<b>(347)</b>
<b>Beginning Fund Balance</b>		<b>132,542</b>	<b>76,559</b>	<b>102,090</b>	<b>435,681</b>	<b>435,681</b>	<b>629,843</b>
Change in Fund Balance		(55,982)	25,531	333,591	152,167	194,162	(347)
<b>Ending Fund Balance</b>		<b>76,559</b>	<b>102,090</b>	<b>435,681</b>	<b>587,848</b>	<b>629,843</b>	<b>629,496</b>

**Santa Barbara City College**  
**2022-23**  
**Child Development Fund - Fund 33**

Major Object	Title	2018-19 Actual	2019-20 Actual	2020-21 Actual	2021-22 Adopted Budget	2021-22 Unaudited Actuals	2022-23 Budget
<b>Revenues</b>							
81	Federal Revenues	20,547	17,433	21,072	21,502	15,876	22,000
86	State Revenues	127,266	131,068	161,883	121,000	159,949	123,092
88	Local Revenues	357,006	297,513	252,831	245,500	309,312	300,000
<b>Total Revenues</b>		<b>504,819</b>	<b>446,014</b>	<b>435,786</b>	<b>388,002</b>	<b>485,137</b>	<b>445,092</b>
<b>Expenditures</b>							
10	Academic Salaries	145,939	145,939	145,600	156,848	151,686	166,470
20	Classified Salaries	322,779	325,716	254,950	271,985	285,702	288,965
30	Employee Benefits	195,000	203,630	197,004	211,046	205,119	233,555
40	Supplies And Materials	12,661	8,739	6,968	15,658	10,495	16,000
50	Other Operating Expenses & Services	1,257	826	926	900	1,168	1,000
<b>Total Expenditures</b>		<b>677,636</b>	<b>684,851</b>	<b>605,448</b>	<b>656,437</b>	<b>654,170</b>	<b>705,990</b>
<b>Transfers</b>							
89	Transfers In - Other	200,000	200,000	266,452	165,000	169,034	260,000
80	Transfers (Out)	-	-	-	-	-	-
<b>Total Transfers In/(Out)</b>		<b>200,000</b>	<b>200,000</b>	<b>266,452</b>	<b>165,000</b>	<b>169,034</b>	<b>260,000</b>
<b>Net Change in Fund Balance</b>		<b>27,183</b>	<b>(38,837)</b>	<b>96,790</b>	<b>(103,435)</b>	<b>-</b>	<b>(898)</b>
<b>Beginning Fund Balance</b>		<b>17,024</b>	<b>44,207</b>	<b>5,370</b>	<b>102,160</b>	<b>102,160</b>	<b>102,160</b>
Change in Fund Balance		27,183	(38,837)	96,790	(103,435)	-	(898)
<b>Ending Fund Balance</b>		<b>44,207</b>	<b>5,370</b>	<b>102,160</b>	<b>(1,275)</b>	<b>102,160</b>	<b>101,262</b>

**Santa Barbara City College**  
**2022-23**  
**Equipment Fund - Fund 41**

Major Object Title	2018-19 Actual	2019-20 Actual	2020-21 Actual	2021-22 Adopted Budget	2021-22 Unaudited Actuals	2022-23 Budget
<b>Revenues</b>						
86 State Revenues	50,000	-	-	-	-	-
88 Local Revenues	31,955	86,450	12,143	70,000	87,497	70,000
<b>Total Revenues</b>	<b>81,955</b>	<b>86,450</b>	<b>12,143</b>	<b>70,000</b>	<b>87,497</b>	<b>70,000</b>
<b>Expenditures</b>						
40 Supplies And Materials	495	-	1,332	-	369	25,853
50 Other Operating Expenses & Services	3,049	-	62,810	6,000	-	1,000
60 Capital Outlay	1,296,241	422,696	362,055	1,153,300	872,296	1,663,147
<b>Total Expenditures</b>	<b>1,299,785</b>	<b>422,696</b>	<b>426,198</b>	<b>1,159,300</b>	<b>872,665</b>	<b>1,690,000</b>
<b>Transfers</b>						
89 Transfers In - Other	375,000	400,000	200,000	780,000	980,000	950,000
80 Transfers (Out)	-	-	-	-	-	-
<b>Total Transfers In/(Out)</b>	<b>375,000</b>	<b>400,000</b>	<b>200,000</b>	<b>780,000</b>	<b>980,000</b>	<b>950,000</b>
<b>Net Change in Fund Balance</b>	<b>(842,831)</b>	<b>63,753</b>	<b>(214,054)</b>	<b>(309,300)</b>	<b>194,832</b>	<b>(670,000)</b>
<b>Beginning Fund Balance</b>	<b>2,979,993</b>	<b>2,137,163</b>	<b>2,200,916</b>	<b>1,986,862</b>	<b>1,986,862</b>	<b>2,181,694</b>
Change in Fund Balance	(842,831)	63,753	(214,054)	(309,300)	194,832	(670,000)
<b>Ending Fund Balance</b>	<b>2,137,163</b>	<b>2,200,916</b>	<b>1,986,862</b>	<b>1,677,562</b>	<b>2,181,694</b>	<b>1,511,694</b>

**Santa Barbara City College**  
**2022-23**  
**Construction/District Projects Fund - Fund 43**

Major Object Title	2018-19 Actual	2019-20 Actual	2020-21 Actual	2021-22 Adopted Budget	2021-22 Unaudited Actuals	2022-23 Budget
<b>Revenues</b>						
86 State Revenues	314,529	848,624	48,453	3,500,000	8,092,953	13,990,000
88 Local Revenues	219,139	259,589	477,795	550,000	433,983	50,000
<b>Total Revenues</b>	<b>533,668</b>	<b>1,108,213</b>	<b>526,248</b>	<b>4,050,000</b>	<b>8,526,936</b>	<b>14,040,000</b>
<b>Expenditures</b>						
40 Supplies And Materials	4,562	222	-	5,000	774	5,000
50 Other Operating Expenses & Services	59,243	36,618	27,296	55,000	31,743	55,000
60 Capital Outlay	3,411,777	3,215,883	3,446,060	2,440,000	2,466,197	12,215,685
70 Other Outgo	-	3,500,000	-	-	-	-
<b>Total Expenditures</b>	<b>3,475,582</b>	<b>6,752,723</b>	<b>3,473,355</b>	<b>2,500,000</b>	<b>2,498,714</b>	<b>12,275,685</b>
<b>Transfers</b>						
89 Transfers In - Other	555,089	4,476,412	12,507	500,000	500,000	650,000
80 Transfers (Out)	-	-	-	-	-	-
<b>Total Transfers In/(Out)</b>	<b>555,089</b>	<b>4,476,412</b>	<b>12,507</b>	<b>500,000</b>	<b>500,000</b>	<b>650,000</b>
<b>Net Change in Fund Balance</b>	<b>(2,386,825)</b>	<b>(1,168,098)</b>	<b>(2,934,600)</b>	<b>2,050,000</b>	<b>6,528,222</b>	<b>2,414,315</b>
<b>Beginning Fund Balance</b>	<b>17,660,022</b>	<b>15,273,197</b>	<b>14,105,099</b>	<b>11,170,498</b>	<b>11,170,498</b>	<b>17,698,720</b>
Change in Fund Balance	(2,386,825)	(1,168,098)	(2,934,600)	2,050,000	6,528,222	2,414,315
<b>Ending Fund Balance</b>	<b>15,273,197</b>	<b>14,105,099</b>	<b>11,170,498</b>	<b>13,220,498</b>	<b>17,698,720</b>	<b>20,113,035</b>



**Santa Barbara City College**  
**2022-23**  
**Campus Store - Fund 51**

Major Object	Title	2018-19 Actual	2019-20 Actual	2020-21 Actual	2021-22 Adopted Budget	2021-22 Unaudited Actuals	2022-23 Budget
<b>Revenues</b>							
88	Local Revenues	5,012,166	4,643,172	3,080,070	4,847,532	3,248,939	3,400,000
<b>Total Revenues</b>		<b>5,012,166</b>	<b>4,643,172</b>	<b>3,080,070</b>	<b>4,847,532</b>	<b>3,248,939</b>	<b>3,400,000</b>
<b>Expenditures</b>							
20	Classified Salaries	864,824	777,038	626,263	773,733	686,446	681,000
30	Employee Benefits	323,296	316,823	318,247	328,240	319,982	364,000
40	Supplies And Materials	3,520,297	3,333,992	2,429,432	3,419,603	2,296,792	2,405,000
50	Other Operating Expenses & Services	303,293	292,599	307,286	288,181	289,187	325,000
<b>Total Expenditures</b>		<b>5,011,710</b>	<b>4,720,452</b>	<b>3,681,228</b>	<b>4,809,757</b>	<b>3,592,407</b>	<b>3,775,000</b>
<b>Transfers</b>							
89	Transfers In - Other	-	-	678,382	-	311,552	375,000
80	Transfers (Out)	-	-	-	-	-	-
<b>Total Transfers In/(Out)</b>		<b>-</b>	<b>-</b>	<b>678,382</b>	<b>-</b>	<b>311,552</b>	<b>375,000</b>
<b>Net Change in Fund Balance</b>		<b>456</b>	<b>(77,280)</b>	<b>77,224</b>	<b>37,775</b>	<b>(31,916)</b>	<b>-</b>
<b>Beginning Fund Balance</b>		<b>6,829,910</b>	<b>6,830,366</b>	<b>6,753,086</b>	<b>6,830,310</b>	<b>6,830,310</b>	<b>6,798,394</b>
Change in Fund Balance		456	(77,280)	77,224	37,775	(31,916)	-
<b>Ending Fund Balance</b>		<b>6,830,366</b>	<b>6,753,086</b>	<b>6,830,310</b>	<b>6,868,085</b>	<b>6,798,394</b>	<b>6,798,394</b>

**Santa Barbara City College**  
**2022-23**  
**School of Extended Learning - Fund 59**

Major Object	Title	2018-19 Actual	2019-20 Actual	2020-21 Actual	2021-22 Adopted Budget	2021-22 Unaudited Actuals	2022-23 Budget
<b>Revenues</b>							
88	Local Revenues	596,978	339,089	70,295	117,450	112,433	117,450
<b>Total Revenues</b>		<b>596,978</b>	<b>339,089</b>	<b>70,295</b>	<b>117,450</b>	<b>112,433</b>	<b>117,450</b>
<b>Expenditures</b>							
10	Academic Salaries	206,988	121,761	19,300	40,348	37,296	40,348
20	Classified Salaries	52,016	49,266	49,747	52,468	60,788	59,560
30	Employee Benefits	33,003	28,934	22,885	26,429	26,235	29,719
40	Supplies And Materials	52,821	12,916	3,655	4,330	2,214	4,330
50	Other Operating Expenses & Services	132,704	151,376	80,784	75,500	31,877	75,500
60	Capital Outlay	1,083	1,327	-	-	-	-
<b>Total Expenditures</b>		<b>478,614</b>	<b>365,579</b>	<b>176,371</b>	<b>199,075</b>	<b>158,410</b>	<b>209,457</b>
<b>Transfers</b>							
89	Transfers In - Other	25,825	11,536	106,076	35,000	45,976	35,000
80	Transfers (Out)	-	(17,800)	-	-	-	-
<b>Total Transfers In/(Out)</b>		<b>25,825</b>	<b>(6,264)</b>	<b>106,076</b>	<b>35,000</b>	<b>45,976</b>	<b>35,000</b>
<b>Net Change in Fund Balance</b>		<b>144,189</b>	<b>(32,754)</b>	<b>-</b>	<b>(46,625)</b>	<b>(0)</b>	<b>(57,007)</b>
<b>Beginning Fund Balance</b>		<b>-</b>	<b>144,189</b>	<b>111,435</b>	<b>111,435</b>	<b>111,435</b>	<b>111,435</b>
Change in Fund Balance		144,189	(32,754)	-	(46,625)	(0)	(57,007)
<b>Ending Fund Balance</b>		<b>144,189</b>	<b>111,435</b>	<b>111,435</b>	<b>64,810</b>	<b>111,435</b>	<b>54,427</b>

**Santa Barbara City College**  
**2022-23**  
**Internal Service, Self-Insurance Fund - Fund 61**

Major Object Title	2018-19 Actual	2019-20 Actual	2020-21 Actual	2021-22 Adopted Budget	2021-22 Unaudited Actuals	2022-23 Budget
<b>Revenues</b>						
88 Local Revenues	6,347	4,850	4,782	5,000	14,727	5,000
<b>Total Revenues</b>	<b>6,347</b>	<b>4,850</b>	<b>4,782</b>	<b>5,000</b>	<b>14,727</b>	<b>5,000</b>
<b>Expenditures</b>						
50 Other Operating Expenses & Services	54,000	304,000	635,546	530,000	649,500	730,000
<b>Total Expenditures</b>	<b>54,000</b>	<b>304,000</b>	<b>635,546</b>	<b>530,000</b>	<b>649,500</b>	<b>730,000</b>
<b>Transfers</b>						
89 Transfers In - Other	-	-	630,764	700,000	637,000	725,000
80 Transfers (Out)	-	-	-	-	-	-
<b>Total Transfers In/(Out)</b>	<b>-</b>	<b>-</b>	<b>630,764</b>	<b>700,000</b>	<b>637,000</b>	<b>725,000</b>
<b>Net Change in Fund Balance</b>	<b>(47,653)</b>	<b>(299,150)</b>	<b>-</b>	<b>175,000</b>	<b>2,227</b>	<b>-</b>
<b>Beginning Fund Balance</b>	<b>366,699</b>	<b>319,046</b>	<b>19,896</b>	<b>19,896</b>	<b>19,896</b>	<b>22,123</b>
Change in Fund Balance	(47,653)	(299,150)	-	175,000	2,227	-
<b>Ending Fund Balance</b>	<b>319,046</b>	<b>19,896</b>	<b>19,896</b>	<b>194,896</b>	<b>22,123</b>	<b>22,123</b>

**Santa Barbara City College**  
**2022-23**  
**Internal Service, Fleet Service Fund - Fund 69**

Major Object	Title	2018-19 Actual	2019-20 Actual	2020-21 Actual	2021-22 Adopted Budget	2021-22 Unaudited Actuals	2022-23 Budget
<b>Revenues</b>							
88	Local Revenues	59,150	34,477	136	55,000	63,031	55,000
<b>Total Revenues</b>		<b>59,150</b>	<b>34,477</b>	<b>136</b>	<b>55,000</b>	<b>63,031</b>	<b>55,000</b>
<b>Expenditures</b>							
20	Classified Salaries	14,336	10,666	11,286	10,000	14,335	10,000
30	Employee Benefits	1,349	668	186	942	263	935
40	Supplies And Materials	2,134	3,495	29	500	443	500
50	Other Operating Expenses & Services	37,047	21,479	3,825	25,000	26,639	25,000
60	Capital Outlay	22,883	22,883	22,883	23,000	20,794	18,565
<b>Total Expenditures</b>		<b>77,750</b>	<b>59,191</b>	<b>38,209</b>	<b>59,442</b>	<b>62,475</b>	<b>55,000</b>
<b>Transfers</b>							
89	Transfers In - Other	-	-	40,000	-	-	-
80	Transfers (Out)	-	-	-	-	-	-
<b>Total Transfers In/(Out)</b>		<b>-</b>	<b>-</b>	<b>40,000</b>	<b>-</b>	<b>-</b>	<b>-</b>
<b>Net Change in Fund Balance</b>		<b>(18,600)</b>	<b>(24,713)</b>	<b>1,927</b>	<b>(4,442)</b>	<b>556</b>	<b>-</b>
<b>Beginning Fund Balance</b>		<b>44,847</b>	<b>26,248</b>	<b>1,534</b>	<b>3,461</b>	<b>3,461</b>	<b>4,017</b>
Change in Fund Balance		(18,600)	(24,713)	1,927	(4,442)	556	-
<b>Ending Fund Balance</b>		<b>26,248</b>	<b>1,534</b>	<b>3,461</b>	<b>(981)</b>	<b>4,017</b>	<b>4,017</b>

**Santa Barbara City College**  
**2022-23**  
**Associated Students - Fund 71**

Major Object Title	2018-19 Actual	2019-20 Actual	2020-21 Actual	2021-22 Adopted Budget	2021-22 Unaudited Actuals	2022-23 Budget
<b>Revenues</b>						
88 Local Revenues	48,207	52,291	4,787	7,350	40,180	7,350
<b>Total Revenues</b>	<b>48,207</b>	<b>52,291</b>	<b>4,787</b>	<b>7,350</b>	<b>40,180</b>	<b>7,350</b>
<b>Expenditures</b>						
40 Supplies And Materials	8,878	1,407	254	4,000	470	4,000
50 Other Operating Expenses & Services	10,540	6,702	-	3,100	-	3,100
70 Other Outgo	1,040	92,900	-	250	97	250
<b>Total Expenditures</b>	<b>20,458</b>	<b>101,009</b>	<b>254</b>	<b>7,350</b>	<b>567</b>	<b>7,350</b>
<b>Transfers</b>						
89 Transfers In - Other	-	11,268	-	-	-	-
80 Transfers (Out)	(15,930)	(19,943)	(800)	-	(5,400)	-
<b>Total Transfers In/(Out)</b>	<b>(15,930)</b>	<b>(8,675)</b>	<b>(800)</b>	<b>-</b>	<b>(5,400)</b>	<b>-</b>
<b>Net Change in Fund Balance</b>	<b>11,819</b>	<b>(57,393)</b>	<b>3,732</b>	<b>-</b>	<b>34,213</b>	<b>-</b>
<b>Beginning Fund Balance</b>	<b>55,289</b>	<b>67,108</b>	<b>9,715</b>	<b>13,447</b>	<b>13,447</b>	<b>47,660</b>
Change in Fund Balance	11,819	(57,393)	3,732	-	34,213	-
<b>Ending Fund Balance</b>	<b>67,108</b>	<b>9,715</b>	<b>13,447</b>	<b>13,447</b>	<b>47,660</b>	<b>47,660</b>

**Santa Barbara City College**  
**2022-23**  
**Student Representation Fees - Fund 72**

Major Object Title	2018-19 Actual	2019-20 Actual	2020-21 Actual	2021-22 Adopted Budget	2021-22 Unaudited Actuals	2022-23 Budget
<b>Revenues</b>						
88 Local Revenues	27,800	24,144	4,124	9,500	21,652	9,500
<b>Total Revenues</b>	<b>27,800</b>	<b>24,144</b>	<b>4,124</b>	<b>9,500</b>	<b>21,652</b>	<b>9,500</b>
<b>Expenditures</b>						
40 Supplies And Materials	34,414	7,137	4,604	4,500	15,349	4,500
50 Other Operating Expenses & Services	23,088	20,130	1,249	5,000	1,941	5,000
60 Capital Outlay	567	-	-	-	1,537	-
<b>Total Expenditures</b>	<b>58,069</b>	<b>27,267</b>	<b>5,853</b>	<b>9,500</b>	<b>18,826</b>	<b>9,500</b>
<b>Transfers</b>						
89 Transfers In - Other	-	1,578	-	-	-	-
80 Transfers (Out)	-	-	-	-	-	-
<b>Total Transfers In/(Out)</b>	<b>-</b>	<b>1,578</b>	<b>-</b>	<b>-</b>	<b>-</b>	<b>-</b>
<b>Net Change in Fund Balance</b>	<b>(30,269)</b>	<b>(1,545)</b>	<b>(1,729)</b>	<b>-</b>	<b>2,826</b>	<b>-</b>
<b>Beginning Fund Balance</b>	<b>157,172</b>	<b>126,903</b>	<b>125,358</b>	<b>123,629</b>	<b>123,629</b>	<b>126,455</b>
Change in Fund Balance	(30,269)	(1,545)	(1,729)	-	2,826	-
<b>Ending Fund Balance</b>	<b>126,903</b>	<b>125,358</b>	<b>123,629</b>	<b>123,629</b>	<b>126,455</b>	<b>126,455</b>

**Santa Barbara City College**  
**2022-23**  
**Financial Aid - Fund 74**

Major Object	Title	2018-19 Actual	2019-20 Actual	2020-21 Actual	2021-22 Adopted Budget	2021-22 Unaudited Actuals	2022-23 Budget
<b>Revenues</b>							
81	Federal Revenues	21,883,002	22,253,790	17,062,828	15,170,000	15,102,363	<b>15,170,000</b>
86	State Revenues	2,559,767	2,944,856	2,867,540	2,875,000	2,899,513	<b>2,875,000</b>
88	Local Revenues	382	497	987	-	780	-
<b>Total Revenues</b>		<b>24,443,151</b>	<b>25,199,143</b>	<b>19,931,356</b>	<b>18,045,000</b>	<b>18,002,656</b>	<b>18,045,000</b>
<b>Expenditures</b>							
50	Other Operating Expenses & Services	586	28	-	-	-	-
60	Capital Outlay	-	-	-	-	-	-
70	Other Outgo	24,576,181	25,160,968	20,126,200	18,025,000	17,830,976	<b>18,025,000</b>
<b>Total Expenditures</b>		<b>24,576,767</b>	<b>25,160,996</b>	<b>20,126,200</b>	<b>18,025,000</b>	<b>17,830,976</b>	<b>18,025,000</b>
<b>Transfers</b>							
89	Transfers In - Other	-	173,625	311,246	-	-	-
80	Transfers (Out)	-	(173,625)	-	-	-	-
<b>Total Transfers In/(Out)</b>		<b>-</b>	<b>-</b>	<b>311,246</b>	<b>-</b>	<b>-</b>	<b>-</b>
<b>Net Change in Fund Balance</b>		<b>(133,616)</b>	<b>38,146</b>	<b>116,402</b>	<b>20,000</b>	<b>171,680</b>	<b>20,000</b>
<b>Beginning Fund Balance</b>		<b>428,765</b>	<b>295,149</b>	<b>333,296</b>	<b>449,697</b>	<b>449,697</b>	<b>621,377</b>
Change in Fund Balance		(133,616)	38,146	116,402	20,000	171,680	<b>20,000</b>
<b>Ending Fund Balance</b>		<b>295,149</b>	<b>333,296</b>	<b>449,697</b>	<b>469,697</b>	<b>621,377</b>	<b>641,377</b>

**Santa Barbara City College**  
**2022-23**  
**School of Extended Learning Trusts - Fund 77**

Major Object	Title	2018-19 Actual	2019-20 Actual	2020-21 Actual	2021-22 Adopted Budget	2021-22 Unaudited Actuals	2022-23 Budget
<b>Revenues</b>							
88	Local Revenues	19,004	11,162	3,446	10,000	-	10,000
<b>Total Revenues</b>		<b>19,004</b>	<b>11,162</b>	<b>3,446</b>	<b>10,000</b>	<b>-</b>	<b>10,000</b>
<b>Expenditures</b>							
40	Supplies And Materials	968	135	-	-	19,992	-
50	Other Operating Expenses & Services	970	515	-	-	-	-
60	Capital Outlay	869	6,389	-	-	-	-
70	Other Outgo	554	544	(150)	-	-	-
<b>Total Expenditures</b>		<b>3,361</b>	<b>7,582</b>	<b>(150)</b>	<b>-</b>	<b>19,992</b>	<b>-</b>
<b>Transfers</b>							
89	Transfers In - Other	12,554	-	-	-	-	-
80	Transfers (Out)	(467,982)	(33,699)	(1,124)	(10,000)	-	(10,000)
<b>Total Transfers In/(Out)</b>		<b>(455,428)</b>	<b>(33,699)</b>	<b>(1,124)</b>	<b>(10,000)</b>	<b>-</b>	<b>(10,000)</b>
<b>Net Change in Fund Balance</b>		<b>(439,784)</b>	<b>(30,119)</b>	<b>2,472</b>	<b>-</b>	<b>(19,992)</b>	<b>-</b>
<b>Beginning Fund Balance</b>		<b>678,179</b>	<b>238,394</b>	<b>208,276</b>	<b>210,748</b>	<b>210,748</b>	<b>190,757</b>
Change in Fund Balance		(439,784)	(30,119)	2,472	-	(19,992)	-
<b>Ending Fund Balance</b>		<b>238,394</b>	<b>208,276</b>	<b>210,748</b>	<b>210,748</b>	<b>190,757</b>	<b>190,757</b>



# 2022-23 Adopted Budget

## Appendix



## Santa Barbara City College

### *Unrestricted General Fund - Fund 11*

	June 30, 2021 Actuals Ending Balance	June 30, 2022 Unaudited Actuals Ending Balance	June 30, 2023 Adopted Budget Ending Balance
Designated:			
State Mandated Contingency (5%)	\$ 4,669,669	\$ 5,052,709	\$ 5,280,026
General Apportionment Deferral			
Additional Reserve required to meet 15% Principle	14,009,006	15,158,128	15,840,078
<b>Total Designated</b>	<b>\$ 18,678,674</b>	<b>\$ 20,210,838</b>	<b>\$ 21,120,104</b>
Undesignated:			
	\$ 16,342,680	\$ 15,757,836	\$ 16,157,619
<b>Total Fund Balance</b>	<b>\$ 35,021,354</b>	<b>\$ 35,968,673</b>	<b>\$ 37,277,723</b>
<i>% Designated Ending Balance/Expenditures*</i>	20.00%	20.00%	20.00%
<i>% Total Ending Balance/Expenditures*</i>	37.50%	35.59%	35.30%

\* Expenditures excludes "Other Outgo" and "Appropriation for Contingencies".



## Santa Barbara City College

### Capital Projects Fund Balance Analysis FY 2021-22

	June 30, 2021 Actual Ending Fund Balance	2021-22 Revenues	2021-22 Expenses	2021-22 Intrafund Transfers	2021-22 Transfers From UGF	June 30, 2022 Estimated Ending Fund Balance
<b>Fund Balance</b>						
<b>Equipment Fund</b>						
Equipment Replacement	\$ 1,803,343	\$ 37,497	\$ (798,985)	\$ -	\$ 680,000	\$ 1,721,855
Ergonomic Furniture & Equipment	29,589	50,000	(11,140)	-	-	68,450
Instructional Equipment Block Grant	153,929	-	(62,541)	-	300,000	391,389
<b>Total Equipment Fund Balances</b>	<b>1,986,862</b>	<b>87,497</b>	<b>(872,665)</b>	<b>-</b>	<b>980,000</b>	<b>2,181,694</b>
<i>Board Reserve Requirement</i>	1,500,000					1,500,000
<i>Reserve Surplus/(Deficit)</i>	486,862					681,694
<b>Construction Fund</b>						
Construction	\$ 2,988,223	\$ 933,983	\$ (955,828)	\$ -	\$ -	\$ 2,966,378
Campus Center	7,463,379	-	-	(7,463,379)	-	-
PE Building	(1,468,412)	1,855,073	(327,341)	7,463,379	-	7,522,699
State Maintenance	551,936	6,237,880	(281,847)	-	-	6,507,969
La Playa Turf Replacement	1,298,229	-	(933,699)	-	-	364,530
Classroom Improvement	337,144	-	-	-	-	337,144
<b>Total Construction Fund Balances</b>	<b>11,170,498</b>	<b>9,026,936</b>	<b>(2,498,714)</b>	<b>-</b>	<b>0</b>	<b>17,698,720</b>
<i>Board Reserve Requirement</i>	2,000,000					2,000,000
<i>Reserve Surplus/(Deficit)</i>	9,170,498					15,698,720
<b>Total Fund Balance</b>	<b>\$ 13,157,360</b>	<b>\$ 9,114,433</b>	<b>\$ (3,371,380)</b>	<b>\$ -</b>	<b>\$ 980,000</b>	<b>\$ 19,880,414</b>



Santa Barbara City College

Capital Projects Fund Balance Analysis FY 2022-23 Tentative Budget

	June 30, 2022 Estimated Ending Balance	2022-23 Revenues	2022-23 Expenses	2022-23 Intrafund Transfers	2022-23 Transfers From UGF	June 30, 2023 Budget Ending Fund Balance
<b>Fund Balance</b>						
<b>Equipment Fund</b>						
Equipment Replacement	\$ 1,721,855	\$ 20,000	\$ (850,000)	\$ -	\$ 500,000	\$ 1,391,855
Ergonomic Furniture & Equipment	68,450	50,000	(15,000)	-	-	103,450
Instructional Equipment Block Grant	391,389	-	(825,000)	-	450,000	16,389
<b>Total Equipment Fund Balances</b>	<b>2,181,694</b>	<b>70,000</b>	<b>(1,690,000)</b>	<b>-</b>	<b>950,000</b>	<b>1,511,694</b>
<i>Board Reserve Requirement</i>	1,500,000					1,500,000
<i>Reserve Surplus/(Deficit)</i>	681,694					11,694
<b>Construction Fund</b>						
Construction	\$ 2,966,378	\$ 50,000	\$ (1,150,000)	\$ -	\$ 650,000	\$ 2,516,378
PE Building	7,522,699	4,500,000	(4,000,000)	-	-	8,022,699
State Maintenance	6,507,969	9,490,000	(7,125,685)	-	-	8,872,284
La Playa Turf Replacement	364,530	-	-	-	-	364,530
Classroom Improvement	337,144	-	-	-	-	337,144
<b>Total Construction Fund Balances</b>	<b>17,698,720</b>	<b>14,040,000</b>	<b>(12,275,685)</b>	<b>-</b>	<b>650,000</b>	<b>20,113,035</b>
<i>Board Reserve Requirement</i>	2,000,000					2,000,000
<i>Reserve Surplus/(Deficit)</i>	15,698,720					18,113,035
<b>Total Fund Balance</b>	<b>\$ 19,880,414</b>	<b>\$ 14,110,000</b>	<b>\$ (13,965,685)</b>	<b>\$ -</b>	<b>\$ 1,600,000</b>	<b>\$ 21,624,729</b>

**Santa Barbara City College**  
**2022-23**  
**COVID Mitigation Fund - Fund 11002**

Major Object	Title	2020-21 Actual	2021-22 Adopted Budget	2021-22 Adjusted Budget	2021-22 Unaudited Actuals	2022-23 Budget
<b>Revenues</b>						
86	State Revenues	-	-	-	-	-
88	Local Revenues	-	-	-	-	-
<b>Total Revenues</b>		<b>-</b>	<b>-</b>	<b>-</b>	<b>-</b>	<b>-</b>
<b>Expenditures</b>						
10	Academic Salaries	-	-	174,474	157,125	-
20	Classified Salaries	-	22,350	94,904	482,091	-
30	Employee Benefits	-	2,104	101,415	138,559	-
40	Supplies And Materials	-	-	826,672	548,682	-
50	Other Operating Expenses & Services	-	-	1,510,370	1,299,198	-
60	Capital Outlay	-	-	871,901	481,174	-
70	Other Outgo	-	-	1,092,396	1,099,923	-
<b>Total Expenditures</b>		<b>-</b>	<b>24,454</b>	<b>4,672,133</b>	<b>4,206,751</b>	<b>-</b>
<b>Transfers</b>						
89	Transfers In - Other	6,104,616	-	-	-	-
80	Transfers (Out)	-	-	(1,030,000)	-	-
<b>Total Transfers In/(Out)</b>		<b>6,104,616</b>	<b>-</b>	<b>(1,030,000)</b>	<b>-</b>	<b>-</b>
<b>Net Change in Fund Balance</b>		<b>6,104,616</b>	<b>(24,454)</b>	<b>(5,702,133)</b>	<b>(4,206,751)</b>	<b>-</b>
<b>Beginning Fund Balance</b>						
		<b>-</b>	<b>6,104,616</b>	<b>6,104,616</b>	<b>6,104,616</b>	<b>-</b>
<b>Change in Fund Balance</b>		<b>6,104,616</b>	<b>(24,454)</b>	<b>(5,702,133)</b>	<b>(4,206,751)</b>	<b>-</b>
<b>Ending Fund Balance</b>		<b>6,104,616</b>	<b>6,080,162</b>	<b>402,483</b>	<b>1,897,865</b>	<b>-</b>

**Santa Barbara City College**  
**2022-23**  
**Education Protection Account (EPA) - Fund 11020**

Major Object Title	2018-19 Actual	2019-20 Actual	2020-21 Actual	2021-22 Adopted Budget	2021-22 Adjusted Budget	2021-22 Unaudited Actuals	2022-23 Budget
<b>Revenues</b>							
86 State Revenues	11,781,712	6,717,555	20,397,296	13,900,000	25,100,000	25,105,019	21,000,000
<b>Total Revenues</b>	<b>11,781,712</b>	<b>6,717,555</b>	<b>20,397,296</b>	<b>13,900,000</b>	<b>25,100,000</b>	<b>25,105,019</b>	<b>21,000,000</b>
<b>Expenditures</b>							
10 Academic Salaries	10,184,084	5,790,169	20,397,296	11,219,286	20,259,286	20,263,337	16,950,000
20 Classified Salaries	-	-	-	2,680,714	4,840,714	4,841,682	4,050,000
30 Employee Benefits	1,597,628	927,386	-	-	-	-	-
<b>Total Expenditures</b>	<b>11,781,712</b>	<b>6,717,555</b>	<b>20,397,296</b>	<b>13,900,000</b>	<b>25,100,000</b>	<b>25,105,019</b>	<b>21,000,000</b>
<b>Net Change in Fund Balance</b>	<b>-</b>	<b>-</b>	<b>-</b>	<b>-</b>	<b>-</b>	<b>-</b>	<b>-</b>
<b>Beginning Fund Balance</b>	<b>-</b>	<b>-</b>	<b>-</b>	<b>-</b>	<b>-</b>	<b>-</b>	<b>-</b>
Change in Fund Balance	-	-	-	-	-	-	-
<b>Ending Fund Balance</b>	<b>-</b>	<b>-</b>	<b>-</b>	<b>-</b>	<b>-</b>	<b>-</b>	<b>-</b>

**Santa Barbara City College**  
**2022-23**  
**Restricted Health Fees - Fund 12124**

Major Object	Title	2018-19 Actual	2019-20 Actual	2020-21 Actual	2021-22 Adopted Budget	2021-22 Unaudited Actuals	2022-23 Budget
<b>Revenues</b>							
88	Local Revenues	705,641	769,557	707,059	730,032	749,651	730,032
<b>Total Revenues</b>		<b>705,641</b>	<b>769,557</b>	<b>707,059</b>	<b>730,032</b>	<b>749,651</b>	<b>730,032</b>
<b>Expenditures</b>							
10	Academic Salaries	147,898	150,878	157,507	120,625	100,034	121,183
20	Classified Salaries	221,749	270,691	254,755	286,339	279,763	271,353
30	Employee Benefits	120,987	160,323	159,483	167,960	162,740	196,771
40	Supplies And Materials	27,511	28,582	5,443	44,657	6,827	53,494
50	Other Operating Expenses & Services	57,481	36,092	84,674	107,200	51,174	100,613
60	Capital Outlay	15,745	1,136	-	1,000	-	1,000
70	Other Outgo	133	-	-	-	-	-
<b>Total Expenditures</b>		<b>591,504</b>	<b>647,702</b>	<b>661,862</b>	<b>727,781</b>	<b>600,538</b>	<b>744,415</b>
<b>Net Change in Fund Balance</b>		<b>114,137</b>	<b>121,855</b>	<b>45,197</b>	<b>2,251</b>	<b>149,113</b>	<b>(14,383)</b>
<b>Beginning Fund Balance</b>		<b>217,354</b>	<b>331,491</b>	<b>453,346</b>	<b>498,543</b>	<b>498,543</b>	<b>647,656</b>
Change in Fund Balance		114,137	121,855	45,197	2,251	149,113	(14,383)
<b>Ending Fund Balance</b>		<b>331,491</b>	<b>453,346</b>	<b>498,543</b>	<b>500,793</b>	<b>647,656</b>	<b>633,273</b>

**Santa Barbara City College**  
**2022-23**  
**Facilities Rentals - Fund 12331**

Major Object Title	2018-19 Actual	2019-20 Actual	2020-21 Actual	2021-22 Adopted Budget	2021-22 Unaudited Actuals	2022-23 Budget
<b>Revenues</b>						
88 Local Revenues	181,835	78,139	157,736	144,000	292,731	300,000
<b>Total Revenues</b>	<b>181,835</b>	<b>78,139</b>	<b>157,736</b>	<b>144,000</b>	<b>292,731</b>	<b>300,000</b>
<b>Expenditures</b>						
20 Classified Salaries	114,739	44,969	13,774	94,948	80,613	114,972
30 Employee Benefits	40,868	13,263	6,327	54,952	39,361	57,765
40 Supplies And Materials	589	422	204	-	2,128	1,000
50 Other Operating Expenses & Services	600	21,180	2,663	10,000	1,108	1,000
60 Capital Outlay	-	-	55,902	1,000	194	-
80 Transfers Out	-	-	75,000	-	-	-
<b>Total Expenditures</b>	<b>156,797</b>	<b>79,835</b>	<b>153,870</b>	<b>160,900</b>	<b>123,404</b>	<b>174,737</b>
<b>Net Change in Fund Balance</b>	<b>25,038</b>	<b>(1,696)</b>	<b>3,866</b>	<b>(16,900)</b>	<b>169,327</b>	<b>125,263</b>
<b>Beginning Fund Balance</b>	<b>(10,270)</b>	<b>14,768</b>	<b>13,072</b>	<b>16,937</b>	<b>16,937</b>	<b>186,264</b>
Change in Fund Balance	25,038	(1,696)	3,866	(16,900)	169,327	125,263
<b>Ending Fund Balance</b>	<b>14,768</b>	<b>13,072</b>	<b>16,937</b>	<b>37</b>	<b>186,264</b>	<b>311,527</b>



**Santa Barbara City College**  
**2022-23**  
**Restricted Lottery - Fund 12165**

Major Object Title	2018-19 Actual	2019-20 Actual	2020-21 Actual	2021-22 Adopted Budget	2021-22 Unaudited Actuals	2022-23 Budget
<b>Revenues</b>						
86 State Revenues	1,074,500	692,385	969,354	1,411,637	814,286	1,200,000
88 Local Revenues	87	-	-	-	-	-
<b>Total Revenues</b>	<b>1,074,587</b>	<b>692,385</b>	<b>969,354</b>	<b>1,411,637</b>	<b>814,286</b>	<b>1,200,000</b>
<b>Expenditures</b>						
40 Supplies And Materials	556,248	628,735	320,694	965,837	601,634	1,127,768
50 Other Operating Expenses & Services	58,058	81,194	530	54,300	99,566	4,800
60 Capital Outlay	204,948	217,422	195,341	391,500	384,608	239,000
70 Other Outgo	22	-	-	-	-	-
<b>Total Expenditures</b>	<b>819,276</b>	<b>927,351</b>	<b>516,565</b>	<b>1,411,637</b>	<b>1,085,809</b>	<b>1,371,568</b>
<b>Net Change in Fund Balance</b>	<b>255,312</b>	<b>(234,966)</b>	<b>452,789</b>	<b>-</b>	<b>(271,523)</b>	<b>(171,568)</b>
<b>Beginning Fund Balance</b>	<b>1,250,162</b>	<b>1,505,474</b>	<b>1,270,508</b>	<b>1,723,296</b>	<b>1,723,296</b>	<b>1,451,774</b>
Change in Fund Balance	255,312	(234,966)	452,789	-	(271,523)	(171,568)
<b>Ending Fund Balance</b>	<b>1,505,474</b>	<b>1,270,508</b>	<b>1,723,296</b>	<b>1,723,296</b>	<b>1,451,774</b>	<b>1,280,206</b>

**Santa Barbara City College**  
**2022-23**  
**Parking & Transportation Program - Fund 12200**

Major Object Title	2018-19 Actual	2019-20 Actual	2020-21 Actual	2021-22 Adopted Budget	2021-22 Unaudited Actuals	2022-23 Budget
<b>Revenues</b>						
81 Federal Revenues	-	-	-	-	-	-
86 State Revenues	-	-	-	-	-	-
88 Local Revenues	871,949	677,081	533,189	60,000	568,970	<b>350,000</b>
<b>Total Revenues</b>	<b>871,949</b>	<b>677,081</b>	<b>533,189</b>	<b>60,000</b>	<b>568,970</b>	<b>350,000</b>
<b>Expenditures</b>						
20 Classified Salaries	463,371	464,405	247,625	170,837	392,689	<b>376,949</b>
30 Employee Benefits	92,298	96,679	76,532	95,492	101,218	<b>121,169</b>
40 Supplies And Materials	15,941	17,793	8,759	10,500	12,837	<b>10,500</b>
50 Other Operating Expenses & Services	259,469	231,395	120,000	112,550	99,772	<b>137,550</b>
60 Capital Outlay	25,781	25,458	11,107	5,000	9,412	<b>5,000</b>
<b>Total Expenditures</b>	<b>856,860</b>	<b>835,730</b>	<b>464,024</b>	<b>394,379</b>	<b>615,928</b>	<b>651,168</b>
<b>Transfers</b>						
89 Transfers In - Other	-	158,649	-	450,000	106,000	325,000
80 Transfers (Out)	(15,089)	-	(73,032)	-	-	-
<b>Total Transfers In/(Out)</b>	<b>(15,089)</b>	<b>158,649</b>	<b>(73,032)</b>	<b>450,000</b>	<b>106,000</b>	<b>325,000</b>
<b>Net Change in Fund Balance</b>	<b>-</b>	<b>-</b>	<b>(3,866)</b>	<b>115,621</b>	<b>59,042</b>	<b>23,832</b>
<b>Beginning Fund Balance</b>	<b>-</b>	<b>-</b>	<b>-</b>	<b>(3,866)</b>	<b>(3,866)</b>	<b>55,176</b>
Change in Fund Balance	-	-	(3,866)	115,621	59,042	<b>23,832</b>
<b>Ending Fund Balance</b>	<b>-</b>	<b>-</b>	<b>(3,866)</b>	<b>111,756</b>	<b>55,176</b>	<b>79,009</b>

## APPENDIX B – SUPPORTING TABLES & CHARTS

### Historical and Projection Fiscal Information

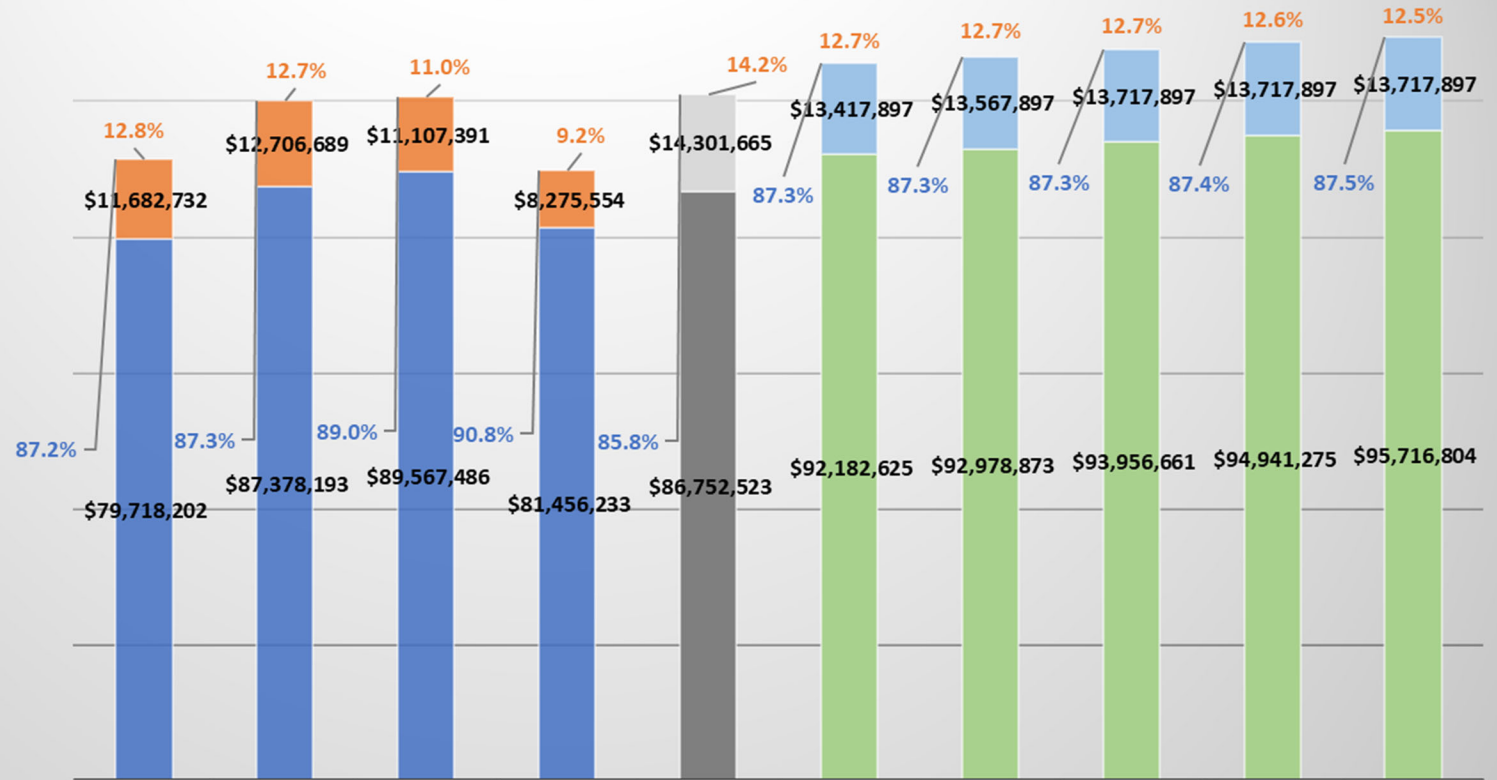
	FY12-13 Actuals	FY13-14 Actuals	FY14-15 Actuals	FY15-16 Actuals	FY16-17 Actuals	FY17-18 Actuals	FY18-19 Actuals	FY19-20 Actuals	FY20-21 Actuals	(Unaudited) FY21-22 Actuals	FY22-23 Projection	FY23-24 Projection	FY24-25 Projection	FY25-26 Projection	FY26-27 Projection
<b>COLA's &amp; Other Adjustments</b>															
State COLA to District	0.00%	1.57%	0.85%	1.02%	0.00%	1.56%	2.71%	3.26%	0.00%	5.07%	6.56%	0.00%	0.00%	0.00%	0.00%
District Salary Increase to Employees	0.00%	1.57%	0.85%	1.02%	0.00%	1.56%	7.00%	0.00%	0.00%	5.50%	0.00%	0.00%	0.00%	0.00%	0.00%
District One-Time Lump Sum to Employees	3.00%	0.00%	1.50%	0.00%	0.00%	0.00%	0.00%	0.00%	0.00%	2.00%	0.00%	0.00%	0.00%	0.00%	0.00%
<b>STRS/PERS/Health &amp; Welfare</b>															
STRS Expense	2,586,701	2,705,678	3,135,342	3,644,916	4,348,166	4,324,911	5,317,404	6,165,248	5,307,121	5,851,588	5,903,061	6,100,352	6,299,824	6,501,477	6,700,943
STRS Rate	8.25%	8.25%	8.88%	10.73%	12.58%	14.43%	16.28%	17.10%	16.15%	16.92%	19.10%	19.60%	20.10%	20.60%	20.60%
PERS Expense	1,829,658	1,997,938	2,107,469	2,248,779	2,573,078	2,701,834	3,469,263	3,900,470	3,868,252	4,522,479	5,267,189	5,249,064	5,406,913	5,565,954	5,726,185
PERS Rate	11.42%	11.44%	11.77%	11.85%	13.89%	15.53%	18.06%	19.72%	20.70%	22.91%	25.40%	25.20%	24.60%	23.60%	23.60%
Health & Welfare Expense	6,584,147	6,913,575	7,330,263	7,577,212	7,707,627	7,689,736	7,663,387	8,144,698	8,016,281	6,870,229	8,463,159	8,632,422	8,805,071	8,981,172	8,981,172
SISC Medical Only Rate Increases	10.10%	4.60%	1.30%	2.00%	2.90%	4.80%	(2.00%)	4.60%	3.60%	1.30%	2.00%	2.00%	2.00%	2.00%	2.00%
Cost per Employee								\$22,190	\$22,860	\$23,376	unknown	unknown	unknown	unknown	unknown

### Historical and Projection FTES

FTES Category	FY12-13 Actuals	FY13-14 Actuals	FY14-15 Actuals	FY15-16 Actuals	FY16-17 Actuals	FY17-18 Actuals	FY18-19 Actuals	FY19-20 Actuals	FY20-21 Actuals	FY21-22 Actuals	FY22-23 Projection	FY23-24 Projection	FY24-25 Projection	FY25-26 Projection	FY26-27 Projection
Credit CA Resident	13,369	12,735	13,573	12,675	11,806	11,660	11,423	11,704	9,881	9,535	9,535	9,638	9,743	9,848	9,955
Noncredit	987	844	773	535	574	774	1,172	1,729	946	1,000	1,000	1,010	1,020	1,030	1,040
<b>Total FTES</b>	<b>14,356</b>	<b>13,579</b>	<b>14,346</b>	<b>13,210</b>	<b>12,380</b>	<b>12,434</b>	<b>12,595</b>	<b>13,433</b>	<b>10,827</b>	<b>10,535</b>	<b>10,535</b>	<b>10,648</b>	<b>10,763</b>	<b>10,878</b>	<b>10,996</b>
Nonresident FTES	2,482	2,477	2,818	2,592	2,256	2,015	1,827	1,639	933	1,029	1,140	1,520	1,900	1,900	1,900
<b>Total (including Non Resident)</b>	<b>16,838</b>	<b>16,056</b>	<b>17,164</b>	<b>15,802</b>	<b>14,636</b>	<b>14,449</b>	<b>14,422</b>	<b>15,072</b>	<b>11,760</b>	<b>11,564</b>	<b>11,675</b>	<b>12,168</b>	<b>12,663</b>	<b>12,778</b>	<b>12,896</b>

# Expenditure Distribution

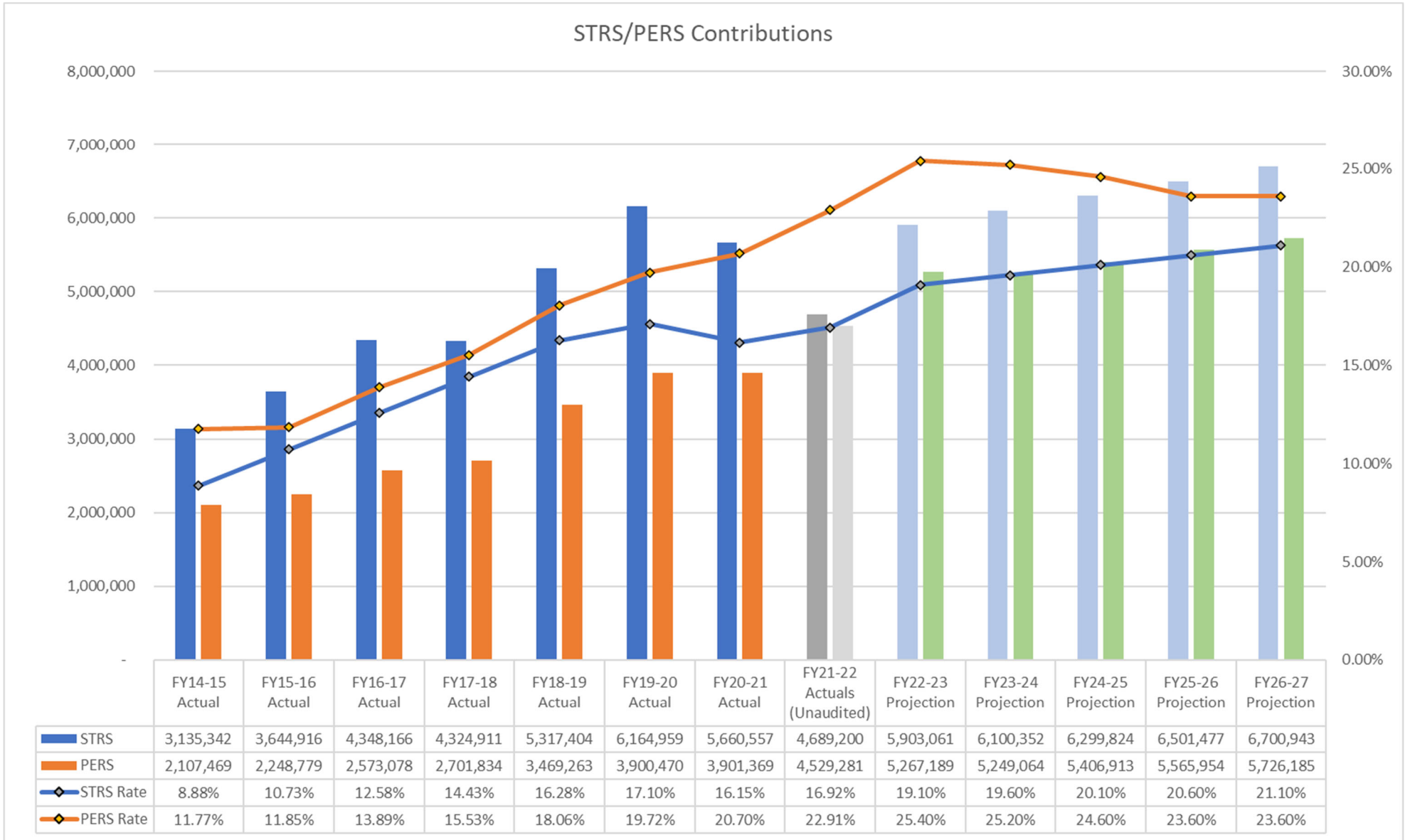
## Expenditure Distribution



	FY17-18 Actuals	FY18-19 Actuals	FY19-20 Actuals	FY20-21 Actuals	FY21-22 Actuals (Unaudited)	FY22-23 Projection	FY23-24 Projection	FY24-25 Projection	FY25-26 Projection	FY26-27 Projection
Other Expenses as % of Expenditures	12.8%	12.7%	11.0%	9.2%	14.2%	12.7%	12.7%	12.7%	12.6%	12.5%
Salaries & Benefits as % of Expenditures	87.2%	87.3%	89.0%	90.8%	85.8%	87.3%	87.3%	87.3%	87.4%	87.5%
Other Expenditures	\$11,682,732	\$12,706,689	\$11,107,391	\$8,275,554	\$14,301,665	\$13,417,897	\$13,567,897	\$13,717,897	\$13,717,897	\$13,717,897
Salaries & Benefits	\$79,718,202	\$87,378,193	\$89,567,486	\$81,456,233	\$86,752,523	\$92,182,625	\$92,978,873	\$93,956,661	\$94,941,275	\$95,716,804

**Note:** Expenditures excludes "Other Outgo" and "Appropriation for Contingencies".

# STRS/PERS Contributions



## Total Computational Revenue (TCR)

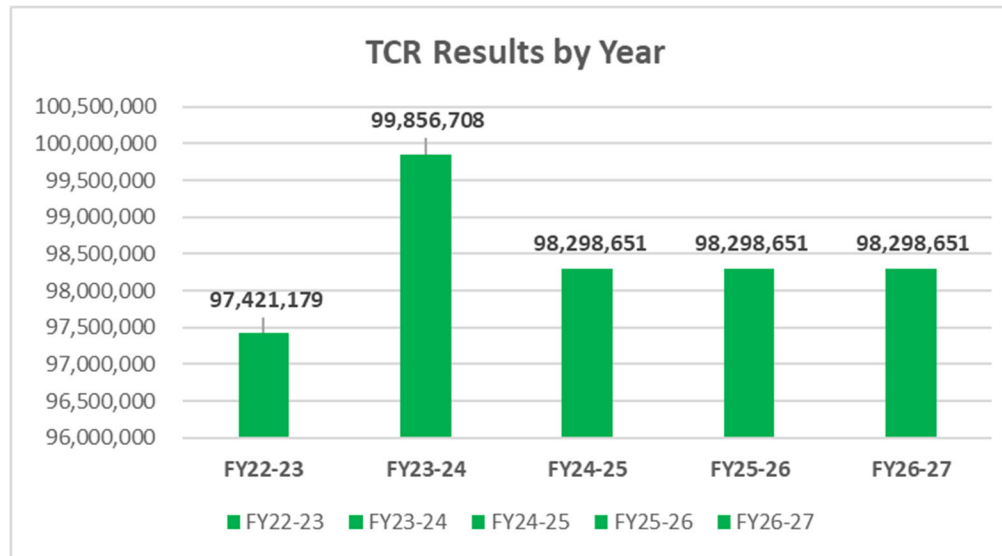
Total Computational Revenue (TCR) is the revenue the District receives from State Apportionment, Education Protection Act Funds, Local Property Taxes, and Local Enrollment Fees. The table and chart below summarize the results of TCR, by year. For example, in FY22-23, the TCR is \$97.4 million. This amount is option A, which is the maximum value of options A, B and C (see description of options below).

### Description of Options

- Option A - Student Centered Funding Formula (SCFF) Calculated Revenue
- Option B - Prior Year SCFF Calculated Revenue + COLA (if applicable)
- Option C - Hold Harmless

Heat Map Legend				
82,000,000	85,000,000	90,000,000	92,500,000	97,500,000
<b>Low</b>				<b>High</b>

	FY22-23	FY23-24	FY24-25	FY25-26	FY26-27
	Scenario 1	Scenario 1	Scenario 1	Scenario 1	Scenario 1
<b>Option A</b>	97,421,179	96,371,226	95,311,703	94,382,712	96,917,322
<b>Option B</b>	88,869,956	99,856,708	98,298,651	-	-
<b>Option C</b>	86,221,845	88,377,391	90,144,939	98,298,651	98,298,651
<b>Max of A,B,C</b>	97,421,179	99,856,708	98,298,651	98,298,651	98,298,651



## Salaries & Benefits Breakout: FY23-FY27

	FY22-23				FY23-24				FY24-25				FY25-26				FY26-27			
	\$	% of Category	% of Total	% Incr/(Decr)	\$	% of Category	% of Total	% Incr/(Decr)	\$	% of Category	% of Total	% Incr/(Decr)	\$	% of Category	% of Total	% Incr/(Decr)	\$	% of Category	% of Total	% Incr/(Decr)
<b>Academic Salaries</b>																				
Faculty	38,711,621	86.5%	42.0%	(1.45)%	38,997,621	86.5%	41.9%	0.74%	39,283,621	86.5%	41.8%	0.73%	39,569,621	86.6%	41.7%	0.73%	39,855,621	86.6%	41.6%	0.72%
Ed Administrators	2,688,179	6.0%	2.9%	11.69%	2,718,179	6.0%	2.9%	1.12%	2,748,179	6.1%	2.9%	1.10%	2,778,179	6.1%	2.9%	1.09%	2,778,179	6.0%	2.9%	0.00%
Stipends	917,623	2.0%	1.0%	(11.48)%	917,623	2.0%	1.0%	0.00%	917,623	2.0%	1.0%	0.00%	917,623	2.0%	1.0%	0.00%	917,623	2.0%	1.0%	0.00%
Overload	2,444,533	5.5%	2.7%	(5.09)%	2,444,533	5.4%	2.6%	0.00%	2,444,533	5.4%	2.6%	0.00%	2,444,533	5.3%	2.6%	0.00%	2,444,533	5.3%	2.6%	0.00%
Other	4,100	0.0%	0.0%	(35.76)%	4,100	0.0%	0.0%	0.00%	4,100	0.0%	0.0%	0.00%	4,100	0.0%	0.0%	0.00%	4,100	0.0%	0.0%	0.00%
<b>Total Academic Salaries</b>	<b>44,766,057</b>	<b>100%</b>	<b>49%</b>	<b>(1.19)%</b>	<b>45,082,057</b>	<b>100%</b>	<b>48%</b>	<b>0.71%</b>	<b>45,398,057</b>	<b>100%</b>	<b>48%</b>	<b>0.70%</b>	<b>45,714,057</b>	<b>100%</b>	<b>48%</b>	<b>0.70%</b>	<b>46,000,057</b>	<b>100%</b>	<b>48%</b>	<b>0.63%</b>
<b>Classified Salaries</b>																				
ALA	4,070,025	17.5%	4.4%	5.03%	4,087,025	17.5%	4.4%	0.42%	4,104,025	17.5%	4.4%	0.42%	4,121,025	17.5%	4.3%	0.41%	4,138,025	17.5%	4.3%	0.41%
CS	17,498,699	75.2%	19.0%	2.94%	17,585,699	75.2%	18.9%	0.50%	17,672,699	75.3%	18.8%	0.49%	17,759,699	75.3%	18.7%	0.49%	17,846,699	75.3%	18.6%	0.49%
Hourly	1,582,875	6.8%	1.7%	5.99%	1,582,875	6.8%	1.7%	0.00%	1,582,875	6.7%	1.7%	0.00%	1,582,875	6.7%	1.7%	0.00%	1,582,875	6.7%	1.7%	0.00%
Other	124,753	0.5%	0.1%	(5.40)%	124,753	0.5%	0.1%	0.00%	124,753	0.5%	0.1%	0.00%	124,753	0.5%	0.1%	0.00%	124,753	0.5%	0.1%	0.00%
<b>Total Classified Salaries</b>	<b>23,276,353</b>	<b>100%</b>	<b>25%</b>	<b>3.45%</b>	<b>23,380,353</b>	<b>100%</b>	<b>25%</b>	<b>0.45%</b>	<b>23,484,353</b>	<b>100%</b>	<b>25%</b>	<b>0.44%</b>	<b>23,588,353</b>	<b>100%</b>	<b>25%</b>	<b>0.44%</b>	<b>23,692,353</b>	<b>100%</b>	<b>25%</b>	<b>0.44%</b>
<b>Benefits</b>																				
STRS	5,903,061	24.5%	6.4%	25.89%	6,100,352	24.9%	6.6%	3.34%	6,299,824	25.1%	6.7%	3.27%	6,501,477	25.4%	6.8%	3.20%	6,700,943	25.7%	7.0%	3.07%
PERS	5,267,189	21.8%	5.7%	16.29%	5,249,064	21.4%	5.6%	(0.34)%	5,406,913	21.6%	5.8%	3.01%	5,565,954	21.7%	5.9%	2.94%	5,726,185	22.0%	6.0%	2.88%
Health & Welfare	8,463,159	35.1%	9.2%	(5.17)%	8,632,422	35.2%	9.3%	2.00%	8,805,071	35.1%	9.4%	2.00%	8,981,172	35.0%	9.5%	2.00%	8,981,172	34.5%	9.4%	0.00%
OASDHI	1,869,566	7.7%	2.0%	(5.91)%	1,881,106	7.7%	2.0%	0.62%	1,892,646	7.5%	2.0%	0.61%	1,904,186	7.4%	2.0%	0.61%	1,914,902	7.4%	2.0%	0.56%
Medicare	893,231	3.7%	1.0%	0.84%	898,745	3.7%	1.0%	0.62%	904,259	3.6%	1.0%	0.61%	909,772	3.5%	1.0%	0.61%	914,892	3.5%	1.0%	0.56%
Unemployment	230,997	1.0%	0.3%	238.27%	232,423	0.9%	0.2%	0.62%	233,849	0.9%	0.2%	0.61%	235,275	0.9%	0.2%	0.61%	236,599	0.9%	0.2%	0.56%
Workers Compensation	1,057,512	4.4%	1.1%	(2.09)%	1,064,039	4.3%	1.1%	0.62%	1,070,567	4.3%	1.1%	0.61%	1,077,095	4.2%	1.1%	0.61%	1,083,156	4.2%	1.1%	0.56%
Early Retirement	455,500	1.9%	0.5%	(3.83)%	458,312	1.9%	0.5%	0.62%	461,123	1.8%	0.5%	0.61%	463,935	1.8%	0.5%	0.61%	466,546	1.8%	0.5%	0.56%
<b>Total Benefits</b>	<b>24,140,216</b>	<b>100%</b>	<b>26%</b>	<b>6.64%</b>	<b>24,516,463</b>	<b>100%</b>	<b>26%</b>	<b>1.56%</b>	<b>25,074,251</b>	<b>100%</b>	<b>27%</b>	<b>2.28%</b>	<b>25,638,866</b>	<b>100%</b>	<b>27%</b>	<b>2.25%</b>	<b>26,024,394</b>	<b>100%</b>	<b>27%</b>	<b>1.50%</b>
<b>Total Salaries &amp; Benefits</b>	<b>92,182,625</b>		<b>100.0%</b>	<b>1.92%</b>	<b>92,978,873</b>		<b>100.0%</b>	<b>0.86%</b>	<b>93,956,661</b>		<b>100.0%</b>	<b>1.05%</b>	<b>94,941,275</b>		<b>100.0%</b>	<b>1.05%</b>	<b>95,716,804</b>		<b>100.0%</b>	<b>0.82%</b>

**Santa Barbara City College  
 Scheduled Maintenance (Fund 434409) by Activity Code  
 FY21-22**

<b>Revenues</b>	<b>5,600,000</b>
<b>Expenditures</b>	
F22001-Bridge Repairs	90,000
F22002-Campus Center Exterior Paint	100,000
F22003-Drama/Music Building Exterior Paint	150,000
F22004-Business Communications Restroom	150,000
F22005-Drama/Music Extr Rplstg S Clrm Wall	90,000
F22006-Administration Bldg HVAC Replcmt	325,000
F22007-Int'l Education Ext Siding Repair	65,000
F22008-Physical Sci Lab Fume Hood Rplmt	450,000
F22009-Student Srvc 1st Floor Restrooms	150,000
F22010-Bus Comm Taping Rooms 1 and 2	130,000
F22011-Repair wtr barrier, Bus Comm bldg	150,000
F22012-Humanities Bldg HVAC Replacement	300,000
F22013-Wake Center Roofing Repairs	80,000
F22014-Repair Siding,Drama/Music Stor Bldg	50,000
F22015-Schott Center Roofing Repair	40,000
F22016-Drama/Music Roof Replacement	1,200,000
F22017-Plumbing Repairs-Campus Wide	300,000
F22018-Physical Sciences Roof Replacement	700,000
F22019-Campus Center Roof Replacement	700,000
F22020-JSB Cafetria Roof Replacement	220,000
F22021-Life Fitness Ctr Roof Replacement	160,000
<b>Total Expenditures</b>	<b>5,600,000</b>
<b>Fund Balance</b>	<b>-</b>

**Note:** Scheduled Maintenance consists of one-time funding that must be specifically allocated to a maintenance project, per the guidelines from the Chancellor's Office, Facilities Planning group. The District has five years to spend allocations for scheduled maintenance. For FY22-23, the scheduled maintenance allocation is \$10.5M. The list of projects has not been finalized, but will be made available once it is completed.



**Santa Barbara City College**  
**FY20-21 Program Review (Fund 41234) - Budget Rollovers**  
**FY22-23**

<b>Activity Code</b>	<b>Title</b>	<b>Amount</b>
E00292	5-Octave Celeste	20,000
E00293	Skull Casts	2,990
E00294	Lighting, Audio & Photography Equip	3,520
E00295	Spindle Sanders	1,700
E00296	MpowH5 Noise Cancelling Headphones	1,650
E00301	Microscope Repair	1,000
E00303	Human Arm/Leg Anatomical MscI Model	2,500
E00304	Analytical Scales	92,040
E00305	Classroom Centrifuges	4,000
E00306	Fluke Multimtr w/auto voltg selectr	6,800
E00307	Melting Point Apparatus	4,200
E00308	Pro-Cool -86C Ultra Low Temp Freezr	5,000
E00309	Mobile Tackling/Blocking Dummy	2,229
E00310	High Density Spill Containmnt Trays	7,699
E00311	Accnts mics for recdg large ensmbls	2,370
E00313	20' Shpg Cntr for Stg of Fld Eqpmt	4,000
E00314	Microscope cameras(4) for teaching	2,600
E00315	DSLR Cameras and Lenses	1,500
E00318	Autoclave Sterilizer	50,000
E00319	Onstage Monitor Mixer	5,400
E00320	Cameras for lab microscopes	3,000
E00321	Ice Machine for Lab	4,000
E00322	MacBook Pro 13-in	1,853
E00323	Replacement software and licenses	5,000
E00324	Android Pixel 4 Phone	1,000
E00325	14 laptops for Physiology labs	21,000
E00326	Replacement software - Bio Pac	3,000
E00327	25 replcmt lab cmpters,optiplex 7780	51,698
H00165	Chromebook Carts IDC 203 & IDC 223	30,000
H00166	Macbook Desktops (6) for H221	1,757
<b>Total Expenditures</b>		<b>343,506</b>

**Note:** The program review budgets above represent funding of requests from the FY20-21 program review; the funding started in FY21-22. Approved projects will be rolled over for one year past the funding year. The budget amounts above must be spent by the end of FY22-23. The list of funded FY21-22 program review requests has not been finalized, but will be made available once it is completed.

**Santa Barbara City College**  
**FY21-22**  
**FY21-22 UGF Reconciliation & Variance Analysis**

FY21-22					
	Budgeted	FY21-22 Variance	UGF Unconsolidated Actuals(Unaudited)	UGF COVID Mitigation 11002	UGF Consolidated Actuals(Unaudited)
<b>Beginning Fund Balance</b>	28,916,738		28,916,738	6,104,616	35,021,354
<b>Budgeted Revenues</b>	105,793,945		105,793,945	-	105,793,945
Revenue Increase/(Decrease)					
861118-Part Time Faculty Office Hours		1,075,600	1,075,600		1,075,600
Int'l & Out-of-State Tuition		1,685,698	1,685,698		1,685,698
Lost Revenues Reduction (6.3M Budgeted)		(3,466,982)	(3,466,982)		(3,466,982)
Transfer from Fac Rentals		(150,000)	(150,000)		(150,000)
Other		343,168	343,168		343,168
<b>Total Revenue Increase/(Decrease)</b>	105,793,945	(512,516)	105,281,429	-	105,281,429
<b>Budgeted Expenditures</b>	105,000,390		105,000,390	-	105,000,390
Expenditures Increase/(Decrease)					
Salaries					
Faculty		(1,365,123)	(1,365,123)	157,125	(1,207,998)
ALA		123,087	123,087	161,078	284,165
Classified		(431,225)	(431,225)	321,013	(110,212)
Hourly		(322,254)	(322,254)		(322,254)
Other		21,720	21,720		21,720
Total Salaries		(1,973,794)	(1,973,794)	639,216	(1,334,578)
Benefits					
Social Security		(222,629)	(222,629)	37,574	(185,055)
Medicare		24,486	24,486	9,099	33,585
Unemployment		246,914	246,914	3,152	250,066
Workers Comp		(129,605)	(129,605)	10,927	(118,678)
PERS		(118,689)	(118,689)	50,120	(68,569)
STRS		760,244	760,244	2,215	762,459
Health & Welfare		(1,040,471)	(1,040,471)	25,470	(1,015,001)
Early Retirement		(261,863)	(261,863)		(261,863)
Other		6,908	6,908		6,908
Total Benefits		(734,705)	(734,705)	138,557	(596,148)
<b>Contingencies</b>		(1,650,000)	(1,650,000)		(1,650,000)
Operating Expenses		(314,533)	(314,533)	3,428,977	3,114,444
Reduction in Transfer: SBCC Foundation		(200,000)	(200,000)	-	(200,000)
<b>Tota Expenditures Increase/(Decrease)</b>	105,000,390	(4,873,031)	100,127,359	4,206,750	104,334,109
<b>Change in Fund Increase/(Decrease)</b>	793,555	4,360,515	5,154,070	(4,206,750)	947,320
<b>Ending Fund Balance</b>	29,710,293	4,360,515	34,070,808	1,897,866	35,968,674



**Santa Barbara City College**  
**Lost Revenue Summary**  
**HEERF I, II, and III**  
**as of September 1, 2022**

	FY19-20 Actuals	FY20-21 Actuals	Unaudited FY21-22 Actuals *	Total
<b>Lost Revenues</b>				
<b>Unrestricted General Fund (11000)</b>				
International & Out-of-State Tuition		6,055,303	3,000,000	9,055,303
Cosmetology		49,313	70,874	120,187
<b>Total Unrestricted General Fund (11000)</b>	-	6,104,616	3,070,874	9,175,490
			a	
<b>Restricted Funds</b>				
Campus Store (51000)	77,279	601,103	311,552	989,934
Food Services (32000)	246,451	900,000	1,078,000	2,224,451
Child Care (33000)		36,452	860	37,312
Parking Fund (12200)		450,000	209,000	659,000
SEL Fees (59000)		104,952	27,000	131,952
Music (799104)		24,664	23,000	47,664
Athletics (799201)		44,620	29,000	73,620
Theatre (799414)		167,467	82,000	249,467
<b>Total Restricted Funds</b>	323,730	2,329,258	1,760,412	4,413,400
<b>Total Lost Revenue</b>	<b>323,730</b>	<b>8,433,874</b>	<b>4,831,286</b>	<b>13,588,890</b>
<b>Funding Source</b>				
HEERF I - Institutional (12272)	323,730	88,754		412,484
HEERF I - Minority Serving Institution (12275)		387,524		387,524
HEERF II - Institutional (12276)		7,957,596		7,957,596
HEERF III - Institutional (12279)			4,831,286	4,831,286
				-
<b>Total Funding</b>	<b>323,730</b>	<b>8,433,874</b>	<b>4,831,286</b>	<b>13,588,890</b>
<b>Fund Balance</b>	-	-	-	-

\* Note: Unaudited actuals will change slightly as the District finalizes the year-end close.

a The budgeted lost revenue for FY21-22 was \$6.4M, based on a 3-year average of \$13.6M and total budgeted non-resident tuition of \$7.2M. The unaudited actuals for non-resident tuition was substantially higher, resulting in a decrease of the District's calculated lost revenue for FY21-22. The final lost revenue will get trued up as of the District's year-end close process.

**Santa Barbara City College**  
**2022-23**  
**Detail of Unrestricted General Fund - Fund 11**

Major Object	Title	2018-19 Actual	2019-20 Actual	2020-21 Actual	2021-22 Adopted Budget	2021-22 Unaudited Actuals	2022-23 Tentative Budget	2022-23 Adopted Budget
<b>Revenues</b>								
86	State Revenues							
	861100-State Principal Apportionment	26,835,455	33,199,075	18,353,506	28,574,516	15,823,666	27,595,000	30,601,000
	861101-State Apportionment Recalculations	(440,578)	1,269,830	508,333	-	472,297	-	-
	861102-State Apportionment PY Adjustments	-	-	-	-	-	-	-
	861103-Board Financial Assist. Program 2%	96,433	114,778	110,121	115,000	140,771	150,000	150,000
	861116-Part Time Faculty Compensation	289,936	277,623	271,552	270,000	352,116	270,000	270,000
	861118-Part Time Faculty Office Hours	-	-	-	-	1,075,600	-	1,000,000
	861120-Full Time Faculty Compensation	552,807	552,807	552,807	1,684,029	1,646,963	1,684,029	1,684,029
	863000-EPA Revenues	11,781,712	6,717,555	20,467,629	13,900,000	25,294,567	16,398,000	21,000,000
	863001-EPA Revenues - Prior Yr Adjustments	-	-	(70,333)	-	-	-	-
	865000-Categorical Program Allowances	100,000	-	-	-	-	-	-
	867200-Homeowners Exemption Tax	147,940	145,861	145,354	145,000	143,628	145,000	145,000
	868000-State Mandated Costs	363,178	377,034	387,299	385,000	388,414	385,000	385,000
	868500-State Lottery Funds	2,404,503	2,158,894	2,391,221	2,000,000	2,098,031	2,000,000	2,000,000
	869000-Other State Revenues	-	4,687,552	3,729,218	-	-	-	-
	<b>Total State Revenues</b>	<b>42,131,385</b>	<b>49,501,009</b>	<b>46,846,707</b>	<b>47,073,545</b>	<b>47,436,053</b>	<b>48,627,029</b>	<b>57,235,029</b>
88	Local Revenues							
	881100-Local Secured Taxes	28,261,814	29,617,612	31,187,538	32,000,000	32,468,605	37,860,000	34,822,000
	881102-Local Supplemental Taxes	525,949	568,256	598,343	545,000	1,140,059	545,000	545,000
	881301-Local Unsecured Taxes	861,050	960,773	547,628	990,000	958,742	990,000	990,000
	881500-In Lieu Taxes/ Other Subventions	-	-	-	-	-	-	-
	881600-Prior Year Taxes	(1,377)	161,492	439,249	100,000	24,424	100,000	100,000
	881700-Other Governmental Agencies Taxes	175,057	155,375	181,864	165,000	310,165	165,000	165,000
	881900-RDA Residual Distributions	65,273	80,370	49,098	80,000	2,877	80,000	80,000
	881910-RDA Dissolution Proceeds	1,715,647	2,394,704	2,554,195	2,000,000	2,668,503	2,000,000	2,000,000
	882000-Foundation Revenue	165,119	160,657	7,100	-	19,390	-	18,750
	884001-SBCC Class Schedules	-	-	-	-	-	-	-
	884011-Copiers Revenue - Transfer In	194,232	83,951	6,873	100,000	39,733	100,000	100,000
	884012-Dup Revenue - Bookstore Transfer In	-	-	-	-	-	-	-
	884013-Dup Revenue -Department Transfer In	79,964	50,939	13,905	50,000	23,527	50,000	50,000
	884030-Coin Operated Copier Revenue	-	-	-	-	-	-	-
	884050-NonCredit Glass Sales	13,241	19,397	-	15,000	19,161	15,000	15,000
	884055-NonCredit Supply Sales	5,203	3,954	-	3,500	1,777	3,500	3,500
	884060-NonCredit Book Sales	6,742	6,476	-	6,000	2,519	6,000	6,000
	884061-NonCredit Bus Pass Sales	418	180	-	250	-	250	250
	884062-NonCredit Clay Sales	10,679	12,439	-	10,000	9,829	10,000	10,000
	884090-Cosmetology Services	95,376	46,720	3	40,000	5,066	40,000	40,000
	884093-Cosmetology Resale	12,834	10,007	5,329	10,000	1,579	-	-
	884094-Cosmetology Kits Material Fees	55,054	44,847	78,572	75,000	56,602	85,000	85,000
	884450-Sales Register Shortage	-	-	-	-	1	-	-
	884460-Sales Register Overage	-	-	-	-	35	-	-
	885001-Rental of Facilities	3,000	3,000	3,000	-	3,000	-	-

**Santa Barbara City College**  
**2022-23**  
**Detail of Unrestricted General Fund - Fund 11**

Major Object	Title	2018-19 Actual	2019-20 Actual	2020-21 Actual	2021-22 Adopted Budget	2021-22 Unaudited Actuals	2022-23 Tentative Budget	2022-23 Adopted Budget
	886000-Interest	878,579	615,307	100,156	600,000	238,995	600,000	600,000
	887200-Citizenship Program	-	-	-	-	-	-	-
	887400-Enrollment Fees	8,145,230	7,498,625	6,842,021	6,800,000	6,376,177	6,623,885	6,978,311
	887401-Enrollment Fees Refunds	-	(133,924)	(53,167)	-	-	-	-
	887410-Local 2% Enrollment Fees	166,229	150,300	67,198	136,000	130,126	132,334	139,566
	887450-Enrollment Fees Adult Education	52	-	-	-	-	-	-
	887510-Material Fee - Facility Usage	975	682	875	1,500	1,200	1,500	1,500
	887515-Material Fee - Field Trips	7,920	7,630	8,760	10,000	20,620	10,000	10,000
	887701-Material Fee - Supplies	17,000	51,410	83,830	100,000	110,304	10,000	10,000
	887730-Art Material Fees	615	8,080	(1,945)	1,000	(660)	1,000	1,000
	887740-Bio Med Kit Material Fees	-	-	-	-	-	-	-
	887742-Photography Material Fees	140	-	-	-	-	-	-
	887743-Nursing Course Material Fees	800	-	-	-	-	-	-
	887760-NonCredit GED Material Fees	2,791	1,605	-	2,000	1,423	2,000	2,000
	887900-Students Records/Transcripts	37,332	38,683	33,952	25,000	28,712	25,000	25,000
	888050-International Tuition	8,387,987	7,432,971	3,684,359	3,700,000	4,487,513	5,700,000	5,600,000
	888060-Non Resident Tuition	4,855,311	4,375,165	3,501,878	3,640,000	4,538,185	4,240,000	5,600,000
	888065-Non Resident Capital Outlay Fee	-	-	(11,739)	-	11,739	-	-
	888170-Public Transportation Fees	821,322	748,602	2,050	400,000	491,880	528,516	528,516
	888500-Credit By Examination	414	184	414	250	230	250	250
	888501-Int'l Application/Orientation Fees	46,692	78,381	50	45,500	1,950	45,500	45,500
	888502-Class Audit Fees	5,910	6,501	2,640	5,000	3,323	5,000	5,000
	888510-NSF- Service Charge	270	320	390	300	180	300	300
	888525-Golf Material Fees	225	75	125	100	(1,275)	100	100
	888536-Pay For Print Station	52,219	34,804	1,404	25,000	1,806	25,000	25,000
	888574-Enrollment Refund Charge	8,900	8,210	8,350	7,000	7,420	7,000	7,000
	889000-Local Income	173,139	39,898	39,291	100,000	34,756	100,000	100,000
	889100-Parking Citations	-	-	-	-	-	-	-
	889200-Library Fines	15,291	6,287	(185)	10,000	(86)	10,000	10,000
	889300-Revenue from Other Funds	10,317	2,248	-	6,372,000	-	-	-
	889310-Intrafund Revenues	32,742	20,685	-	-	-	-	-
	889410-Unclaimed Refundable Advances	440,859	3,639	194,967	-	300,251	-	-
	<b>Total Local Revenues</b>	<b>56,354,538</b>	<b>55,377,513</b>	<b>50,178,372</b>	<b>58,170,400</b>	<b>54,540,359</b>	<b>60,117,135</b>	<b>58,719,543</b>
	<b>Total Revenues</b>	<b>98,485,923</b>	<b>104,878,522</b>	<b>97,025,079</b>	<b>105,243,945</b>	<b>101,976,412</b>	<b>108,744,164</b>	<b>115,954,572</b>
	<b>Expenditures</b>							
10	Academic Salaries							
	111010-Faculty Instructional	19,291,510	19,172,597	18,043,924	17,995,478	18,461,567	20,266,724	20,176,724
	121010-Faculty Non Instructional	1,842,224	2,296,677	2,070,180	2,155,468	1,932,164	2,172,352	2,172,352
	121030-Administrators Non Teaching	2,407,364	2,433,630	2,180,123	2,732,886	2,391,323	2,940,532	2,688,179
	126010-Regular Non-Teaching Stipend	809,295	753,519	746,463	737,161	761,459	723,763	723,763
	126011-Adjunct Non-Teaching Stipend	180	-	-	-	-	-	-
	126110-Other Non-Teaching Stipends	6,532	36,942	10,257	7,898	64,614	7,898	7,898
	126111-Adjunct Other Non-Teaching Stipend	122,316	146,729	123,096	53,000	105,260	53,000	53,000

**Santa Barbara City College**  
**2022-23**  
**Detail of Unrestricted General Fund - Fund 11**

Major Object	Title	2018-19 Actual	2019-20 Actual	2020-21 Actual	2021-22 Adopted Budget	2021-22 Unaudited Actuals	2022-23 Tentative Budget	2022-23 Adopted Budget
	126150-Non Credit OtherNon-TeachingStipend	76,222	87,594	77,150	156,733	85,294	129,963	132,963
	132011-Faculty Instructional Hourly	10,192,407	9,647,931	7,432,972	8,550,677	8,655,628	8,535,559	8,535,559
	132050-NonCreditFacultyInstructionalHourly	2,304,280	2,433,703	2,105,975	2,653,102	2,556,676	2,656,102	2,656,102
	132510-Reg. Faculty Instructional Summer	1,760,656	1,811,860	1,884,615	1,815,286	2,281,845	1,755,184	1,755,184
	132511-Hourly Faculty Instructional Summer	1,300,014	1,341,294	1,236,364	1,704,458	1,073,214	1,704,458	1,704,458
	132550-NonCredit HourlyInstructionalSummer	471,639	228,179	-	-	-	-	-
	132710-Overload Current Year	2,177,861	2,254,408	2,086,715	2,071,355	2,659,264	2,124,469	2,124,469
	133010-Banked TLU Reserve	36,525	126,605	71,874	-	43,470	-	-
	134011-Substitute Teachers	316,626	254,547	54,242	267,500	137,186	267,500	267,500
	134050-Non Credit Substitute Teachers	-	-	1,799	-	-	-	-
	142010-Faculty Non Instructional Summer	1,092	19,376	23,106	253,188	80,659	224,994	224,994
	142011-Hourly Faculty Non-Teaching	1,347,809	1,182,472	1,180,039	1,207,732	1,428,014	1,207,732	1,207,732
	142050-Non Credit Faculty NonTeaching Hrly	-	-	-	-	-	-	-
	142511-Hourly Faculty Non-Teaching Summer	12,887	7,884	7,276	11,017	1,679	11,017	11,017
	142710-Overload Non Teaching Certificated	165,716	147,440	188,283	370,064	200,554	320,064	320,064
	150000-Certificated Mileage Compensation	5,918	5,975	2,825	5,000	367	4,100	4,100
	160000-Cell Phone Compensation	9,230	1,525	1,500	1,500	1,295	-	-
	199999-Academic Payroll Suspense	-	-	-	-	-	-	-
	<b>Total Academic Salaries</b>	<b>44,658,303</b>	<b>44,390,886</b>	<b>39,528,777</b>	<b>42,749,502</b>	<b>42,921,534</b>	<b>45,105,409</b>	<b>44,766,057</b>
20	<b>Classified Salaries</b>							
	210180-Classified Retiree Health/Welfare	-	-	-	-	-	-	-
	211020-Classified Administrators	3,134,887	3,861,731	3,523,372	3,615,820	3,997,700	4,022,623	4,070,025
	211040-Regular Classified Non-Instruction	13,844,256	14,367,940	13,500,164	14,258,170	14,553,723	15,214,071	15,255,588
	221040-Regular Class Instr Aide	2,278,564	2,263,437	2,026,052	2,116,708	2,002,656	2,194,979	2,243,111
	230100-Board Member Compensation	35,860	35,200	34,723	38,220	34,460	38,220	38,220
	232000-Hourly Staff Non-Instr	627,985	412,899	127,040	330,025	470,484	351,475	354,055
	232100-Hourly Students Non-Instr	268,003	196,680	106,987	180,045	110,907	222,550	232,550
	233000-Overtime Class Non-Instr	101,191	53,111	35,659	81,133	89,825	81,133	81,133
	240180-Foundation Health/Welfare	-	-	-	-	-	-	-
	242000-Hourly Staff Instr Aid	623,510	191,730	89,959	177,960	157,816	166,615	169,615
	242100-Hourly Students Instr Aid	454,220	106,027	55,704	98,340	79,023	138,235	138,655
	242200-Hourly Readers	25,149	20,502	37,146	78,500	32,316	78,000	75,000
	242250-Hourly Students Readers	32,457	29,385	23,745	3,500	20,445	3,000	-
	242300-Hourly Staff Tutors	-	270,881	160,589	205,500	231,945	203,000	203,000
	242350-Hourly Student Tutors	-	389,525	224,053	404,500	171,832	410,000	410,000
	243000-Overtime Class Instr Aid	25,708	21,347	1,001	3,900	37,698	3,900	3,900
	250000-Classified Mileage Compensation	2,015	1,465	735	2,040	-	1,500	1,500
	250100-Alternate Transportation Incentive	14,906	-	-	-	-	-	-
	250200-Incentive Pay	-	-	-	-	-	-	-
	260000-Cell Phone Compensation	22,518	1,998	-	-	-	-	-
	299999-Classified Payroll Suspense	14	-	-	-	-	-	-
	<b>Total Classified Salaries</b>	<b>21,491,243</b>	<b>22,223,859</b>	<b>19,946,930</b>	<b>21,594,362</b>	<b>21,990,831</b>	<b>23,129,301</b>	<b>23,276,353</b>
30	<b>Employee Benefits</b>							

**Santa Barbara City College**  
**2022-23**  
**Detail of Unrestricted General Fund - Fund 11**

Major Object	Title	2018-19	2019-20	2020-21	2021-22	2021-22	2022-23	2022-23
		Actual	Actual	Actual	Adopted Budget	Unaudited Actuals	Tentative Budget	Adopted Budget
	311010-STRS - Faculty - Instructional	3,352,941	8,637,528	7,252,714	2,808,228	3,893,444	3,759,003	3,741,813
	311011-STRS - Adjunct Faculty	796,757	836,621	604,524	835,219	665,067	751,521	751,521
	311040-STRS Classified	1,922	10,468	9,886	10,589	11,413	12,818	12,818
	311050-STRS Non Credit Adjunct	161,012	169,078	130,325	146,769	182,956	154,871	154,871
	312040-STRS Classified	-	252	-	-	-	-	-
	313000-STRS Mileage	-	-	-	-	-	-	-
	313010-STRS Other Non-Teaching	345,822	531,955	474,585	453,468	489,915	524,749	524,749
	313011-STRS Non-Teaching Adjunct	226,029	163,364	136,475	143,238	173,673	145,284	145,284
	313020-STRS Management	65,162	107,662	122,793	123,673	125,788	138,804	138,804
	313030-STRS Administrators	367,589	388,213	300,124	364,635	303,144	473,836	425,637
	313050-STRS Non Credit Other Non-Teaching	170	7,660	4,912	8,714	6,188	7,564	7,564
	321000-PERS Hourly Staff	-	-	-	-	-	-	-
	321010-PERS Faculty	75,877	62,390	66,467	72,841	73,239	82,670	82,670
	321011-PERS Adjunct Instructors	8,368	8,095	5,265	-	14,174	-	-
	321040-PERS Instructional Aides	400,823	428,058	407,061	390,277	454,763	511,407	511,407
	321050-PERS Non Credit Adjunct	-	-	1,445	-	411	-	-
	322000-PERS Hourly Staff Non Instructional	15,338	11,275	7,872	-	35,792	-	-
	322011-PERS Adjunct Faculty	-	-	-	-	-	-	-
	322020-PERS Classified Management	494,286	587,133	558,759	644,151	660,957	812,520	823,565
	322030-PERS Admin	-	-	38,981	65,367	59,110	77,751	77,751
	322040-PERS Classified	2,462,953	2,797,659	2,765,741	3,234,706	3,219,055	3,748,497	3,765,705
	323010-PERS Certificated Non Teaching	11,617	5,862	6,245	8,156	4,978	6,091	6,091
	331000-OASDHI Hourly Staff	78,307	58,642	23,915	55,419	53,225	31,652	32,432
	331010-OASDHI Faculty Teaching	28,539	20,353	19,712	19,808	22,322	20,179	20,179
	331011-OASDHI Adjunct Faculty	394,055	356,079	283,494	427,683	348,552	352,987	352,987
	331040-OASDHI Instructional Aides	139,945	135,034	120,023	109,127	125,635	124,830	124,830
	331050-OASDHI CE Faculty Teaching	109,696	94,491	70,189	100,116	79,982	105,328	105,328
	332000-OASDHI Hourly	1,235	(1,476)	2,905	34,781	4,017	61,217	61,057
	332020-OASDHI Classified Management	170,860	192,341	173,333	182,952	188,311	206,349	209,077
	332030-OASDHI Admin	-	-	12,400	17,775	16,824	18,978	18,978
	332040-OASDHI Classified Non Teaching	835,785	863,861	809,306	880,244	891,396	907,452	911,723
	332080-OASDHI Board Members	1,808	1,761	1,770	1,240	1,746	1,240	1,240
	333010-OASDHI Othr Cert Non Teaching	3,764	5,007	4,802	5,318	4,782	1,487	1,487
	333011-OASDHI Adjunct Faculty	34,556	24,884	25,436	37,396	26,015	25,088	25,088
	333030-OASDHI Certificated Mngmt	478	(1,050)	-	-	-	-	-
	333050-OASDHI CE Othr Cert Non Teaching	52	2,452	2,725	5,944	2,975	5,160	5,160
	335000-Medicare Instructional Hourly	(279)	1	(254)	14,737	1,074	14,316	14,279
	335010-Medicare Faculty Teaching	324,554	324,692	309,094	251,487	327,963	283,736	282,431
	335011-Medicare Adjunct Faculty	165,856	157,611	123,278	150,317	141,368	150,097	150,097
	335040-Medicare Instructional Aides	32,859	32,411	28,904	25,568	30,311	30,171	30,171
	335050-Medicare Non Credit Adjunct Faculty	40,934	38,413	30,161	38,471	36,944	38,470	38,470
	336000-Medicare Hourly Staff	19,713	14,780	6,060	6,702	12,839	7,404	7,586
	336010-Medicare Faculty Instruction	-	-	0	-	-	-	-

**Santa Barbara City College**  
**2022-23**  
**Detail of Unrestricted General Fund - Fund 11**

Major Object	Title	2018-19 Actual	2019-20 Actual	2020-21 Actual	2021-22 Adopted Budget	2021-22 Unaudited Actuals	2022-23 Tentative Budget	2022-23 Adopted Budget
	336011-Medicare Adjunct Faculty	-	-	-	-	-	-	-
	336020-Medicare Classified Management	46,386	54,082	50,685	51,679	54,879	56,923	57,561
	336040-Medicare Classified	195,739	201,901	189,944	204,956	208,139	212,106	213,104
	336080-Medicare Board Members	492	481	484	296	478	296	296
	337010-Medicare Other Cert Non-Instr	29,563	43,599	41,169	40,108	40,266	39,822	39,822
	337011-Medicare Othr Cert Non-Instr Adjunc	27,856	19,783	18,630	18,917	21,732	18,917	18,917
	337030-Medicare Certificated Mngmt	32,872	34,849	30,902	39,311	34,451	42,270	38,611
	337050-Medicare Non Credit Cert Non-Instr	29	1,142	1,080	2,273	1,173	1,884	1,884
	341010-Health & Welfare Faculty Teaching	2,993,865	3,054,812	3,055,662	3,134,605	3,015,508	3,243,288	3,224,731
	341011-Health & Welfare Adjunct Faculty	46,846	42,269	33,121	-	25,212	-	-
	341040-Health & Welfare Instr. Aides	502,558	502,329	469,148	470,643	420,498	496,457	496,457
	341050-Health & Welfare Non Credit Adjunct	-	-	-	-	(628)	-	-
	342000-Hlth & Welfare Board Members	64,846	65,830	300,103	69,865	283,544	62,737	62,737
	342010-Health & Welfare Faculty Instr.	32	57	(864)	-	(0)	-	-
	342020-Hlth & Welfare Class Management	473,300	556,760	587,635	603,732	534,907	608,885	621,617
	342030-Health & Welfare Admin	282,518	283,663	261,314	326,215	240,912	333,554	303,111
	342040-Hlth & Welfare Classified	2,858,406	3,082,379	3,000,011	3,342,612	2,777,112	3,352,030	3,409,929
	342060-Hlth & Welfare Foundation	-	(315)	(206,164)	-	(218,208)	-	-
	342080-Hlth & Welfare Classified Retirees	-	-	-	-	(208,628)	-	-
	342086-Class Early Retiree w/ Dist Allocat	80,570	44,235	44,235	-	(40,316)	-	-
	343010-Health & Welfare Other Cert	313,612	439,358	403,100	394,487	361,733	344,577	344,577
	343080-Hlth & Welfare Cert. Retirees	-	8,289	496	-	135,512	-	-
	343086-Cert. Early Retiree w/ Dist Allocat	46,835	65,032	68,485	-	187,106	-	-
	351000-Unemployment Instructional Hourly	3	(5)	(9)	509	221	4,939	4,926
	351010-Unemployment Faculty Instructional	11,551	11,513	10,895	9,315	115,478	9,990	96,860
	351011-Unemployment Adjunct Faculty	5,819	5,514	4,298	26,835	49,680	5,176	5,176
	351040-Unemployment Ins. Instr Aides	1,133	1,117	993	887	10,431	1,041	9,761
	351050-Unemployment Ins. Non Credit Adjunct	1,459	1,368	1,072	6,781	12,996	1,337	1,337
	351080-Unemployment Local Experience Chrg	76,646	63,079	16,077	-	(2,344)	-	-
	352000-Unemployment Hourly Staff	690	499	250	409	4,466	2,556	2,619
	352011-Unemployment Adjunct Faculty	-	-	-	-	107	-	-
	352020-Unemployment Ins. Class Management	1,598	1,865	1,748	1,796	18,900	1,962	18,559
	352040-Unemployment Ins. Classified	6,747	6,960	6,699	8,738	71,599	7,309	69,156
	353010-Unemployment Faculty Non Instruct	1,067	1,571	1,477	1,733	14,463	1,443	10,818
	353011-Unemployment Adjunct Non Instruct	972	686	646	1,929	7,514	652	652
	353030-Unemployment Certificated Mngmt	1,129	1,204	1,240	4,070	11,779	1,463	11,069
	353050-Unemployment Ins. NonCreditOtherCert	1	43	38	146	407	65	65
	360000-Workers Comp Abatement	-	-	-	-	(155,145)	-	-
	361000-Workers Comp Instructional Hourly	(159)	(206)	(324)	17,479	2,868	16,980	16,936
	361010-Workers Comp Faculty Instructional	392,624	395,367	374,066	319,202	396,417	343,904	342,357
	361011-Workers Comp Adjunct Faculty	198,135	189,656	148,145	178,306	170,536	170,800	170,800
	361040-Workers Comp Instructional Aides	38,432	38,283	34,156	30,566	35,862	35,761	35,761
	361050-Workers Comp CE Adjunct	49,641	46,952	36,855	45,633	44,689	43,806	43,806



**Santa Barbara City College**  
**2022-23**  
**Detail of Unrestricted General Fund - Fund 11**

Major Object	Title	2018-19 Actual	2019-20 Actual	2020-21 Actual	2021-22 Adopted Budget	2021-22 Unaudited Actuals	2022-23 Tentative Budget	2022-23 Adopted Budget
	362000-Workers Comp Hourly Staff	42,168	37,143	17,065	7,943	23,156	8,780	8,996
	362020-Workers Comp Class Management	54,256	63,851	59,915	61,818	64,977	67,486	68,243
	362040-Workers Comp Classified	229,441	238,649	225,083	244,043	245,917	251,404	251,588
	362080-Workers Comp Board Members	610	604	597	351	593	337	337
	363000-Workers Comp Mileage	-	-	-	-	326	-	-
	363010-Workers Comp Faculty Non Instruct	36,180	53,858	50,872	49,500	50,082	49,071	49,071
	363011-Workers Comp Adjunct Non Instruct	33,074	23,541	22,321	22,440	25,952	21,527	21,527
	363030-Workers Comp Other Certificated	38,280	41,191	36,452	46,633	40,671	50,284	45,946
	363050-Workers Comp Non Credit Other Cert	34	1,471	1,317	2,696	1,400	2,144	2,144
	392010-Early Retirement Instructional	288,823	288,823	478,369	164,220	-	165,000	165,000
	392011-Early Retirement Other Non-Instr	31,010	31,010	61,818	30,808	-	31,000	31,000
	392020-Early Retirement Class Management	79,873	79,873	148,163	68,290	-	70,000	70,000
	392030-Early Retirement Ed Administrators	92,199	92,199	113,339	21,140	-	22,000	22,000
	392040-Early Retirement Classified Staff	348,521	348,521	513,032	164,511	-	167,500	167,500
	399999-Payroll Benefits Suspense	987	-	-	-	10,432	-	-
	<b>Total Employee Benefits</b>	<b>21,228,647</b>	<b>27,640,294</b>	<b>25,657,271</b>	<b>21,913,544</b>	<b>21,840,158</b>	<b>23,962,991</b>	<b>24,140,216</b>
40	Supplies & Materials							
	411000-Software	-	-	-	-	160	-	-
	431000-Instructional Supplies	50,263	13,049	(106)	-	37,459	100	100
	431040-Bio Med Kit Material Fee Supplies	2,935	2,726	(60)	-	-	-	-
	431041-Graphic Design Material Fee Supplies	2,261	-	180	-	-	-	-
	431042-Photography Material Fees	9,199	-	-	-	-	-	-
	431043-Nursing Course Material Fees	71	-	-	2,000	-	2,000	2,000
	431050-Adult Ed. Student Materials	2,382	1,258	-	-	146	-	-
	431200-Instructional Printing/Duplicating	167,964	1,084	113	590	24,159	400	400
	433000-Periodicals & Magazines	1,021	-	-	100	103	100	100
	437000-Commencement	8,613	92	13,934	29,400	24,092	11,400	11,400
	437100-Diplomas	-	-	-	-	-	22,000	22,000
	441100-Basic Needs Assistance - Housing	-	-	-	-	963	-	-
	451000-Non Instructional Supplies	692,915	497,459	261,959	378,185	1,073,738	383,240	383,240
	451003-Cultural Events Supplies	2,697	352	190	1,200	-	1,200	1,200
	451008-Small Wares	3,589	181	627	-	19,321	-	-
	451051-Professional Dev Material Fees	665	-	-	-	1,283	-	-
	451077-Food Service Other Supplies	2,326	184	246	-	34	-	-
	451080-Athletic Training Support Supplies	12,342	10,212	20,257	12,000	10,757	12,000	12,000
	451088-Vehicle Usage Supplies	1,170	255	379	1,000	321	1,200	1,200
	451090-Employee Uniforms	-	-	7,141	19,000	926	20,000	20,000
	451100-Building Maintenance Supplies	-	221	5,666	23,000	79,024	30,000	30,000
	451101-Grounds Maintenance Supplies	-	3,905	12,409	8,000	11,096	10,000	10,000
	451102-Restroom Supplies	-	-	8,164	85,000	42,441	85,000	85,000
	451103-Plants	-	-	3,554	5,000	10,536	15,000	15,000
	451104-PPE Supplies	-	-	3,780	11,300	57,754	11,300	11,300
	451105-Small Tools (Less than \$1,000)	-	-	6,592	10,500	7,982	17,500	17,500

**Santa Barbara City College**  
**2022-23**  
**Detail of Unrestricted General Fund - Fund 11**

Major Object	Title	2018-19 Actual	2019-20 Actual	2020-21 Actual	2021-22 Adopted Budget	2021-22 Unaudited Actuals	2022-23 Tentative Budget	2022-23 Adopted Budget
	451106-Plumbing Parts	-	15	8,901	8,000	15,451	10,000	10,000
	451107-Electrical Parts	-	-	7,847	10,500	7,680	12,000	12,000
	451108-HVAC Parts	-	1,461	22,421	31,000	174,481	75,000	75,000
	451109-Irrigation Parts	-	88	8,610	8,000	6,743	10,000	10,000
	451200-Non Instruct Printing & Duplicating	132,687	52,103	17,476	166,665	73,145	162,215	162,215
	451236-Pay For Print Station Supplies	-	-	-	-	-	-	-
	451300-Data Processing Supplies	957	1,168	594	500	-	500	500
	451900-Misc Service Abatement	-	-	-	-	1,741	-	-
	453000-Subscriptions	10,941	8,370	7,953	28,925	26,458	41,830	41,830
	455000-Cleaning Supplies	22,602	29,085	14,114	189,650	26,655	185,150	185,150
	459000-Resale Materials to Students	118,317	116,408	98,706	116,400	139,514	171,400	171,400
	459100-Resale to Customers	-	-	126	-	-	-	-
	459200-Resale Books to Students	6,344	11,181	-	17,750	3,547	17,750	17,750
	459700-Client Service Supplies	34,925	26,917	12,332	30,000	21,648	30,000	30,000
	459805-Food and Beverages	54,095	17,103	(544)	-	466	-	-
	459810-Food and Beverage Rebates	65	-	(5)	-	-	-	-
	459815-Packaging & Disposable Supplies	458	277	-	-	-	-	-
	459891-School of Culinary Arts Allocation	25,124	1,878	-	-	-	-	-
	461000-Field Trips	82,327	40,354	2,620	90,835	40,662	97,815	97,815
	461100-Material Fee Field Trips	-	-	-	10,000	4,381	10,000	10,000
	462000-Student Travel	90,673	75,928	(13,053)	85,600	113,122	155,600	155,600
	468000-Student Stipends	-	26	-	-	-	-	-
	468095-Student Course Fee Expenses	259	-	-	-	-	-	-
	468097-Materials Provided to Student	30,660	81,036	91,508	105,500	78,693	13,500	13,500
	469000-School Transportation	128,543	94,586	7,572	155,000	271,923	155,000	155,000
	471000-Food - Childrens Center	-	-	739	-	(739)	-	-
	<b>Total Supplies &amp; Materials</b>	<b>1,699,388</b>	<b>1,088,962</b>	<b>632,941</b>	<b>1,640,600</b>	<b>2,407,863</b>	<b>1,770,200</b>	<b>1,770,200</b>
50	Other Operating Expenses & Services							
	500003-Miscellaneous Operations	(721)	-	(15,159)	-	-	-	-
	511000-Consultants	222,851	280,460	109,094	333,800	474,205	446,600	464,600
	516000-Employment Agency Service	-	-	-	-	-	-	-
	521000-Mileage	6,812	12,685	3,128	19,450	3,835	18,225	18,225
	521200-Vehicle Fuel	20,412	15,954	12,710	16,875	40,845	23,925	23,925
	522000-Travel & Conference Classified	200,418	47,400	12,841	75,100	52,360	141,100	141,100
	522001-Travel & Conference Certificated	188,609	42,526	3,452	82,200	43,552	108,500	108,500
	522020-Travel & Conf Cont Ed	5,096	(500)	350	3,000	240	-	-
	522050-Travel & Conference - Recruitment	-	550	-	35,000	-	40,000	40,000
	525000-In-Service Education	5,596	3,150	(1,572)	-	1,150	-	-
	525010-Employee Ed, Training, & Devlpmt	-	-	-	29,000	1,100	30,000	30,000
	525015-Employee/Board Retreat	-	-	-	-	-	-	-
	525600-Employee Assistance Program	8,568	8,568	-	-	-	-	-
	525700-Tuition Reimbursement	-	-	4,000	10,000	2,000	10,000	10,000
	526000-Student Testing/Tests	-	-	350	-	211	-	-

**Santa Barbara City College**  
**2022-23**  
**Detail of Unrestricted General Fund - Fund 11**

Major Object	Title	2018-19 Actual	2019-20 Actual	2020-21 Actual	2021-22 Adopted Budget	2021-22 Unaudited Actuals	2022-23 Tentative Budget	2022-23 Adopted Budget
528000	Meeting Expenses	49,984	5,605	6,713	16,245	11,487	23,100	23,100
531000	Memberships	94,029	103,904	99,422	114,535	131,820	123,040	123,040
531100	Accreditation Costs	55,926	47,251	47,597	50,000	45,848	45,000	45,000
541000	Insurance - Liability	570,281	369,520	217,870	237,500	117,624	117,500	117,500
541010	Safety Services Programs	6,945	1,688	-	6,000	463	-	-
541100	Insurance Claims	6,288	14,762	-	15,000	720	-	-
551000	Natural Gas	134,782	112,141	122,752	111,000	179,161	111,000	111,000
552000	Electricity	1,014,166	876,203	733,851	1,080,000	1,249,802	1,060,000	1,060,000
553000	Water	415,524	378,016	357,759	380,000	372,084	360,000	360,000
554000	Telephone	192,157	204,908	205,513	177,300	203,204	201,300	201,300
555000	Laundry & Cleaning	27,411	17,471	13,899	27,400	20,961	30,800	30,800
556000	Delivery Expense	3,582	-	-	-	-	-	-
557000	Waste Disposal	167,390	194,830	178,688	174,200	209,048	166,700	166,700
560120	Public Transportation Expense	826,794	784,478	-	202,000	544,064	528,516	528,516
560160	Rent	340,940	312,552	275,365	295,000	289,219	303,340	303,340
560170	Moving and Storage	18,533	38,540	43,631	31,300	57,149	36,000	36,000
561000	Contracts - County	194	-	2,378	-	(1,868)	-	-
561010	Contracts - MOU's	-	-	-	-	210,000	200,000	200,000
562000	Contracts - Other	3,437,566	3,285,517	2,737,090	3,469,804	3,988,587	3,892,307	3,892,307
562001	Bank Fees	391,305	374,753	297,434	448,202	348,123	400,000	400,000
562022	License Renewal Fee	10,970	5,230	6,979	6,800	3,444	6,800	6,800
562300	F&O Hazardous Waste Management	14,252	19,536	-	28,000	7,704	51,500	51,500
563200	F&O Maintenance Contracts	17,198	22,235	249,003	301,100	312,465	549,564	549,564
563300	Equipment Rental	2,846	2,076	9,307	13,700	133,185	20,000	20,000
563400	Other Rentals	264	-	710	-	11,778	12,000	12,000
563411	Buses To 4 Yr. Institution	3,727	3,047	-	8,000	8,000	8,000	8,000
564000	Repairs By Vendor	149,593	176,854	149,112	238,460	223,307	220,560	220,560
564200	Repairs - Building	25,497	36,899	29,777	36,000	31,838	36,000	36,000
564800	Computer Maintenance	49,734	38,206	42,036	60,000	36,609	58,500	58,500
564850	Maintenance and Leases	243,001	260,226	266,175	284,345	268,054	284,345	284,345
564900	Key & Locks	2,470	4,316	2,387	5,000	8,716	5,000	5,000
567000	Bad Debt Expense	481,976	466,219	396,777	300,000	53,540	300,000	300,000
567100	Spoilage Expense	-	-	-	-	1,779	-	-
568000	Finger Printing & Physicals	33,962	32,274	14,105	35,000	27,187	35,000	35,000
571000	Audits	69,400	61,879	68,141	78,750	109,560	95,000	95,000
572000	Elections	24,906	-	62,029	-	-	80,000	80,000
573100	Legal Expenses	671,037	502,241	253,242	697,797	819,725	350,000	350,000
581200	Program Improvement Initiatives	-	400	-	-	-	-	-
584000	Postage	60,507	60,976	58,311	98,975	130,681	100,975	100,975
585000	Advertising & Marketing	270,177	272,596	225,386	478,700	316,867	479,700	479,700
585004	Publicity	-	-	-	-	-	-	-
585005	Campus Events	34,936	26,482	5,078	101,800	17,798	86,800	87,550
585103	Marketing Web Maintenance CLL	345	-	137	-	-	-	-

**Santa Barbara City College**  
**2022-23**  
**Detail of Unrestricted General Fund - Fund 11**

Major Object	Title	2018-19 Actual	2019-20 Actual	2020-21 Actual	2021-22 Adopted Budget	2021-22 Unaudited Actuals	2022-23 Tentative Budget	2022-23 Adopted Budget
	588000-Depreciation Expense	375	-	-	-	-	-	-
	<b>Total Other Operating Expenses &amp; Services</b>	<b>10,578,613</b>	<b>9,524,626</b>	<b>7,307,845</b>	<b>10,212,338</b>	<b>11,119,232</b>	<b>11,196,697</b>	<b>11,215,447</b>
60	Capital Outlay							
	610000-Sites & Site Improvement	-	868	-	-	-	-	-
	610100-Roofing & Waterproofing	-	224	-	-	-	-	-
	610200-Landscaping	603	-	-	-	1,739	-	-
	610300-Pavement/ Surfacing	995	-	-	-	-	-	-
	610400-Flooring	9,038	-	-	-	-	-	-
	610600-Painting	8,048	-	4,300	-	-	-	-
	610700-HVAC	-	-	7,780	-	314,441	-	-
	610800-Hazardous Materials	-	-	-	-	-	-	-
	611000-Restoration Landscaping	6,928	-	-	-	-	-	-
	611600-Miscellaneous Contingency Expenses	-	-	2,500	-	-	-	-
	620100-Demolition	-	686	-	-	-	-	-
	620200-Architect/Engineering	126	-	-	-	-	-	-
	620300-Electrical	8,986	-	-	-	-	-	-
	620500-Building Equipment	-	478	49	-	-	-	-
	620800-General Contractor/Construction	-	-	1,403	-	903	-	-
	620900-Building Consultants	22,980	-	-	-	-	-	-
	621000-Plumbing	15,048	881	-	-	5,682	-	-
	621200-Window Replacement	395	-	-	-	415	-	-
	621300-Credit- Classroom Improvement	7,775	-	-	-	-	-	-
	621600-Construction Management	43,197	158,203	113,457	120,000	93,352	120,000	120,000
	621700-Lighting Exterior	-	-	-	-	270	-	-
	621900-Signage	-	-	-	-	435	-	-
	622000-Doors & Hardware	-	14,600	13,436	15,000	14,372	15,000	15,000
	630000-Library Books	3,898	705	-	-	749	-	-
	630010-Books	-	140	-	-	143	-	-
	630300-Electronic Subscriptions	50	13	104	50	198	50	50
	630400-Audio/Video Media	262	-	-	-	-	-	-
	640098-New Equipment (under \$5,000)	66,687	67,489	48,085	78,250	199,606	78,500	78,500
	640099-New Equipment (over \$5,000)	29,318	-	22,014	23,500	47,176	23,500	23,500
	640100-Classroom Furniture (over \$5,000)	-	-	-	-	-	-	-
	640101-Classroom Furniture (under \$5,000)	25,516	-	-	-	1,906	-	-
	640102-Office Furniture (over \$5,000)	-	-	-	-	-	-	-
	640103-Office Furniture (under \$5,000)	18,486	21,305	9,516	20,000	19,843	24,000	24,000
	644800-Replacement Of Equip (under \$5,000)	82,845	43,759	61,778	84,700	45,597	88,200	88,200
	644801-Replacement Of Equip (over \$5,000)	52,148	13,947	13,689	15,000	-	15,000	15,000
	644802-District Technology (over \$5,000)	-	-	-	58,000	-	58,000	58,000
	644803-Computer Electrical/Cabling	321	-	-	-	-	-	-
	644860-Instr Computer Equip (over \$5,000)	-	8,910	-	-	-	-	-
	644861-Non-Instr Computer Equip (over \$5K)	-	-	-	-	-	-	-
	644862-Non-Instr Computer Equip (unde \$5K)	2,221	625	1,023	-	2,504	-	-

**Santa Barbara City College**  
**2022-23**  
**Detail of Unrestricted General Fund - Fund 11**

Major Object	Title	2018-19 Actual	2019-20 Actual	2020-21 Actual	2021-22 Adopted Budget	2021-22 Unaudited Actuals	2022-23 Tentative Budget	2022-23 Adopted Budget
	644891-Replacement of Equip (over \$5,000)	-	-	-	-	-	-	-
	644892-District Technology (under \$5,000)	22,817	160,971	20,361	10,000	21,489	10,000	10,000
	644896-Instr Computer Equip (under \$5,000)	-	-	114	-	3,750	-	-
	644899-Equipment (over \$5000)	-	-	-	-	-	-	-
	<b>Total Capital Outlay</b>	<b>428,688</b>	<b>493,804</b>	<b>319,609</b>	<b>424,500</b>	<b>774,570</b>	<b>432,250</b>	<b>432,250</b>
70	Other Outgo							
	750010-Course Fees	-	-	-	-	-	-	-
	750032-Student Transportation Fees	-	-	-	-	-	-	-
	750033-Child Care	6,140	6,854	-	10,000	-	200,000	-
	760000-Other Student Aid	-	-	150,000	-	1,099,923	-	-
	<b>Total Other Outgo</b>	<b>6,140</b>	<b>6,854</b>	<b>150,000</b>	<b>10,000</b>	<b>1,099,923</b>	<b>200,000</b>	<b>-</b>
79	Appropriation for Contingencies							
	790002-Contingency Un-Designated	-	-	-	-	-	-	-
	790005-Contingency Un-Designated	-	-	-	4,100,000	-	-	5,500,000
	<b>Total Appropriation for Contingencies</b>	<b>-</b>	<b>-</b>	<b>-</b>	<b>4,100,000</b>	<b>-</b>	<b>-</b>	<b>5,500,000</b>
<b>Total Expenditures</b>		<b>100,091,022</b>	<b>105,369,284</b>	<b>93,543,371</b>	<b>102,644,845</b>	<b>102,154,111</b>	<b>105,796,849</b>	<b>111,100,522</b>
<b>Transfers</b>								
89	Transfers In							
	891000-Sale Of Equipment	-	-	-	-	-	-	-
	898010-Transfers from Other Funds	458,626	39,963	12,497,755	150,000	3,070,874	-	-
	898100-Intrafund Transfer In	342,200	380,138	818,474	400,000	234,144	400,000	400,000
	<b>Total Transfers In</b>	<b>800,826</b>	<b>420,101</b>	<b>13,316,229</b>	<b>550,000</b>	<b>3,305,018</b>	<b>400,000</b>	<b>400,000</b>
80	Transfers Out							
	Transfers to Other Funds	(1,360,000)	(2,261,758)	(1,100,764)	(2,380,000)	(2,180,000)	(3,045,000)	(3,945,000)
	Transfer to UGF-COVID Mitigation Fund	-	-	(6,104,616)	-	-	-	-
	<b>Total Transfers Out</b>	<b>(1,360,000)</b>	<b>(2,261,758)</b>	<b>(7,205,380)</b>	<b>(2,380,000)</b>	<b>(2,180,000)</b>	<b>(3,045,000)</b>	<b>(3,945,000)</b>
<b>Total Transfers In/(Out)</b>		<b>(559,174)</b>	<b>(1,841,657)</b>	<b>6,110,849</b>	<b>(1,830,000)</b>	<b>1,125,018</b>	<b>(2,645,000)</b>	<b>(3,545,000)</b>
<b>Net Change in Fund Balance</b>		<b>(2,164,273)</b>	<b>(2,332,418)</b>	<b>9,592,556</b>	<b>769,100</b>	<b>947,319</b>	<b>302,315</b>	<b>1,309,050</b>
<b>Beginning Fund Balance</b>		<b>29,925,489</b>	<b>27,761,217</b>	<b>25,428,798</b>	<b>35,021,354</b>	<b>35,021,354</b>	<b>35,968,673</b>	<b>35,968,673</b>
<b>Change in Fund Balance</b>		<b>(2,164,273)</b>	<b>(2,332,418)</b>	<b>9,592,556</b>	<b>769,100</b>	<b>947,319</b>	<b>302,315</b>	<b>1,309,050</b>
<b>Ending Fund Balance</b>		<b>27,761,217</b>	<b>25,428,798</b>	<b>35,021,354</b>	<b>35,790,455</b>	<b>35,968,673</b>	<b>36,270,989</b>	<b>37,277,723</b>

**Santa Barbara City College  
2022-23  
Unrestricted General Funds and Other Funds  
Budgeted Positions**

**"Permanent" Budgeted Positions**

Department	Position Number	Position Description	Employee	Unrestricted General Fund			Restricted & Other Funds			Total Funds		
				Salary	Benefits	Total	Salary	Benefits	Total	Salary	Benefits	Total
1006-Mathematics	C99982	LTA	Grimison,Nina,Louise	0	0	0	73,458	35,497	108,955	73,458	35,497	108,955
	C99989	LTA	Romero,Alba,L	62,867	365	63,232	0	0	0	62,867	365	63,232
	F19617	Assistant Professor/Math	Panza,Christopher,S	107,859	24,914	132,773	0	0	0	107,859	24,914	132,773
	F19625	Assistant Professor	Chou,Yen Kuang,	95,596	47,653	143,249	0	0	0	95,596	47,653	143,249
	F19652	Professor	Loftus,Jennifer,B	114,464	51,956	166,420	0	0	0	114,464	51,956	166,420
	F19661	Professor	Masooman,Sharareh,	143,588	41,681	185,269	0	0	0	143,588	41,681	185,269
	F19685	Instructor	Cullinen,Andrea,Lynn	87,224	45,749	132,973	0	0	0	87,224	45,749	132,973
	F19686	Associate Professor	Parmely,Anna,C	121,930	52,638	174,568	0	0	0	121,930	52,638	174,568
	F19752	Professor	Hersh,Jared,M	122,137	53,704	175,841	0	0	0	122,137	53,704	175,841
	F19753	Assistant Professor	Giles-Bullicer,Daniel,J	80,248	27,953	108,201	0	0	0	80,248	27,953	108,201
	F19754	Professor	Georgakis,Peter,U	150,398	49,965	200,363	0	0	0	150,398	49,965	200,363
	F19755	Assistant Professor	Chisholm,Elizabeth,Eileen Leyton	97,608	48,111	145,719	0	0	0	97,608	48,111	145,719
	F19756	Associate Professor	Campbell,James,D	118,539	52,451	170,990	0	0	0	118,539	52,451	170,990
	F19757	Assistant Professor	Pretel,Gabriel,Hernan	102,990	33,127	136,117	0	0	0	102,990	33,127	136,117
	F19758	Associate Professor	Chang,Lee,T	121,659	37,375	159,034	0	0	0	121,659	37,375	159,034
	F19827	Professor	Alarcon,Ignacio,	147,354	43,228	190,582	0	0	0	147,354	43,228	190,582
	F19867	Associate Professor	Moore,Bronwen,Kathleen	68,191	28,473	96,664	68,191	28,473	96,664	136,381	56,946	193,327
	F19868	Associate Professor	Guenther,Pamela,A	137,964	31,410	169,374	0	0	0	137,964	31,410	169,374
	F19869	Associate Professor	Gilbert,David,W	130,161	55,530	185,691	0	0	0	130,161	55,530	185,691
F19870	Associate Professor	Miner,Jason,Lee	126,775	38,544	165,319	0	0	0	126,775	38,544	165,319	
F19898	Instructor	Vacant	147,354	43,228	190,582	0	0	0	147,354	43,228	190,582	
F19972	Professor	Kruidenier,James,F	147,354	52,102	199,456	0	0	0	147,354	52,102	199,456	
<b>1006-Mathematics Total</b>				<b>2,432,260</b>	<b>860,157</b>	<b>3,292,417</b>	<b>141,649</b>	<b>63,970</b>	<b>205,619</b>	<b>2,573,908</b>	<b>924,127</b>	<b>3,498,035</b>
1406-Athletics	C99942	Coordinator-Athletics	Gamboa,Miguel,A	0	0	0	75,759	17,227	92,986	75,759	17,227	92,986
	C99978	Athletic Trainer	Farias,Joseph,G	90,830	31,809	122,639	0	0	0	90,830	31,809	122,639
	CS9724	Athletic Program Assistant	Grant,Ryan,Peter	44,406	25,342	69,748	0	0	0	44,406	25,342	69,748
	CS9725	Athletic Trainer	Houlihan-Davis,Susan,M	106,261	62,060	168,321	0	0	0	106,261	62,060	168,321
	CS9999	Administrative Assistant II	Farias,Ashley,Melissa	74,998	52,341	127,339	0	0	0	74,998	52,341	127,339
	<b>1406-Athletics Total</b>				<b>316,495</b>	<b>171,552</b>	<b>488,047</b>	<b>75,759</b>	<b>17,227</b>	<b>92,986</b>	<b>392,254</b>	<b>188,779</b>
1418-Physical Health Education	C99997	LTA	Ramirez,Diego,Abraham	73,208	51,709	124,917	0	0	0	73,208	51,709	124,917
	CS9589	Athletics Program Attendant	Vacant	44,592	16,090	60,682	0	0	0	44,592	16,090	60,682
	CS9975	Athletic Program Assistant	Santarosa,Jeff,M	54,876	29,032	83,908	0	0	0	54,876	29,032	83,908
	F19616	Assistant Professor/Coach	Walker,Jeffrey,M	111,117	51,189	162,306	0	0	0	111,117	51,189	162,306
	F19641	Assistant Professor/Coach	Fickerson,Scott,Patrick	106,841	34,006	140,847	0	0	0	106,841	34,006	140,847
	F19644	Professor/Coach	Moropoulos,Craig,P	130,844	55,682	186,526	0	0	0	130,844	55,682	186,526
	F19645	Assistant Professor/Coach	Rocher-Krul,Michelle,	111,928	51,380	163,308	0	0	0	111,928	51,380	163,308
	F19646	Professor/Coach	O'Connor,Ellen,T	147,354	43,228	190,582	0	0	0	147,354	43,228	190,582
	F19825	Associate Professor	O'Connor,Kathleen,A	143,016	40,167	183,183	0	0	0	143,016	40,167	183,183
	F19826	Associate Professor	Kofford,Tracy,Ray	113,547	44,402	157,949	0	0	0	113,547	44,402	157,949
<b>1418-Physical Health Education Total</b>				<b>1,037,323</b>	<b>416,885</b>	<b>1,454,208</b>	<b>0</b>	<b>0</b>	<b>0</b>	<b>1,037,323</b>	<b>416,885</b>	<b>1,454,208</b>
1600-Biological Sciences Enviro Studies	C99949	Lab Tech	Barbosa,Alyssa,Reinette	62,681	31,789	94,470	0	0	0	62,681	31,789	94,470
	CP9981	Office Assistant, Sr	O'Connell,Chelsea,Noelle	37,811	13,240	51,051	0	0	0	37,811	13,240	51,051
	CS9586	Instr Dev Spec	Williams,Susan,Doreen	76,274	36,583	112,857	0	0	0	76,274	36,583	112,857
	F19620	Assistant Professor	Saito,Patty,E	108,140	50,517	158,657	0	0	0	108,140	50,517	158,657
	F19683	Professor	Vacant	128,212	55,086	183,298	0	0	0	128,212	55,086	183,298
	F19746	Associate Professor	Fischer,Robert,Haines	111,422	51,258	162,680	0	0	0	111,422	51,258	162,680
	F19747	Instructor	Vacant	87,932	38,183	126,115	0	0	0	87,932	38,183	126,115
	F19748	Professor	Friesen,Larry,J	150,398	41,091	191,489	0	0	0	150,398	41,091	191,489
	F19749	Associate Professor	Kay,Matthew,C	111,422	42,960	154,382	0	0	0	111,422	42,960	154,382
	F19750	Assistant Professor	Betancourt,Jennifer,A	97,608	31,899	129,507	0	0	0	97,608	31,899	129,507
	F19751	Assistant Professor	Paddack,Michelle,J	122,961	36,987	159,948	0	0	0	122,961	36,987	159,948
	F19823	Associate Professor	Wise,Eric,A	147,354	59,440	206,794	0	0	0	147,354	59,440	206,794
	F19916	Assistant Professor	Aguiar,Peter,T	103,889	49,540	153,429	0	0	0	103,889	49,540	153,429

**Santa Barbara City College  
2022-23  
Unrestricted General Funds and Other Funds  
Budgeted Positions**

**"Permanent" Budgeted Positions**

Department	Position Number	Position Description	Employee	Unrestricted General Fund			Restricted & Other Funds			Total Funds		
				Salary	Benefits	Total	Salary	Benefits	Total	Salary	Benefits	Total
1600-Biological Sciences Enviro Studies	FI9917	Professor	Maupin,Jennifer,L	130,258	28,962	159,220	0	0	0	130,258	28,962	159,220
	FI9987	Professor	Tanowitz,Barry,D	134,800	55,885	190,685	0	0	0	134,800	55,885	190,685
	FI9992	Professor	Barron,Blakely,R	140,508	57,884	198,392	0	0	0	140,508	57,884	198,392
	IS9952	Lab Tech	Wachholz,Jennifer,Rose	63,315	31,919	95,234	0	0	0	63,315	31,919	95,234
	IS9990	Lab Tech	Contreras Martinez,Cecilia,Lourdes	71,687	34,871	106,558	0	0	0	71,687	34,871	106,558
	IS9994	Lab Tech	Melvin,Christine,Marie	75,248	52,341	127,589	0	0	0	75,248	52,341	127,589
<b>1600-Biological Sciences Enviro Studies Total</b>				<b>1,961,920</b>	<b>800,435</b>	<b>2,762,355</b>	<b>0</b>	<b>0</b>	<b>0</b>	<b>1,961,920</b>	<b>800,435</b>	<b>2,762,355</b>
1630-Chemistry	FI9639	Professor	Bullock,Eric,Lynn	134,340	39,572	173,912	0	0	0	134,340	39,572	173,912
	FI9742	Assistant Professor	Estrada,Jess,Steven	91,998	46,842	138,840	0	0	0	91,998	46,842	138,840
	FI9743	Assistant Professor	Carrera Espinoza,Juan,Jose	114,161	51,189	165,350	0	0	0	114,161	51,189	165,350
	FI9744	Professor	Napoleon,Raeanne,Lynn	110,536	51,060	161,596	0	0	0	110,536	51,060	161,596
	IS9971	Lab Tech	Reynolds,Tracy,L	82,141	38,653	120,794	0	0	0	82,141	38,653	120,794
<b>1630-Chemistry Total</b>				<b>533,176</b>	<b>227,316</b>	<b>760,492</b>	<b>0</b>	<b>0</b>	<b>0</b>	<b>533,176</b>	<b>227,316</b>	<b>760,492</b>
1636-Computer Science	FI9619	Assistant Professor	Guebels,Nathalie,Francoise	91,928	46,826	138,754	0	0	0	91,928	46,826	138,754
	FI9741	Instructor	Masooman,Salmaun,	96,908	40,617	137,525	0	0	0	96,908	40,617	137,525
	FI9864	Assistant Professor	Strenn,Stephen,P	122,192	53,716	175,908	0	0	0	122,192	53,716	175,908
	FI9976	Associate Professor	Kuehn,Jacqueline,M	129,720	54,403	184,123	0	0	0	129,720	54,403	184,123
	FI9995	Instructor	Letaief,Hassine,	90,000	38,644	128,644	0	0	0	90,000	38,644	128,644
	IS9976	LTA	Appleton,Joseph,Luke	67,741	49,777	117,518	0	0	0	67,741	49,777	117,518
	IS9982	LTA	Howard,James,H	73,208	35,497	108,705	0	0	0	73,208	35,497	108,705
<b>1636-Computer Science Total</b>				<b>671,697</b>	<b>319,480</b>	<b>991,177</b>	<b>0</b>	<b>0</b>	<b>0</b>	<b>671,697</b>	<b>319,480</b>	<b>991,177</b>
1642-Engineering	FI9904	Instructor	Gamero Jauregui,Hector,E.	77,186	35,105	112,291	0	0	0	77,186	35,105	112,291
<b>1642-Engineering Total</b>				<b>77,186</b>	<b>35,105</b>	<b>112,291</b>	<b>0</b>	<b>0</b>	<b>0</b>	<b>77,186</b>	<b>35,105</b>	<b>112,291</b>
1648-Earth & Planetary Science/Geography	CP9983	Administrative Assistant I	Gans,Elizabeth,Irene	27,134	9,640	36,774	0	0	0	27,134	9,640	36,774
	CS9587	Lab Tech	Kitao,Eiko,B	74,108	44,694	118,802	0	0	0	74,108	44,694	118,802
	FI9610	Instructor/Geography	Armstrong,Geordie,Esme	98,040	40,880	138,920	0	0	0	98,040	40,880	138,920
	FI9739	Associate Professor	Kelly,Sean,P	111,422	51,258	162,680	0	0	0	111,422	51,258	162,680
	FI9740	Associate Professor	Dinklage,William,Snyder	119,448	53,085	172,533	0	0	0	119,448	53,085	172,533
	FI9781	Associate Professor	O'Connor,Erin,B	123,648	54,040	177,688	0	0	0	123,648	54,040	177,688
	FI9914	Instructor	Sneddon,Kristen,Warner	97,572	48,103	145,675	0	0	0	97,572	48,103	145,675
	FI9954	Assistant Professor	Mendes,Stephanie,Diana	100,299	32,518	132,817	0	0	0	100,299	32,518	132,817
	IS9980	Erth & Plntry Sci Lab/Fld Tech	McNichol,Kevin,M	79,280	46,337	125,617	0	0	0	79,280	46,337	125,617
	<b>1648-Earth &amp; Planetary Science/Geography Total</b>				<b>830,951</b>	<b>380,555</b>	<b>1,211,506</b>	<b>0</b>	<b>0</b>	<b>0</b>	<b>830,951</b>	<b>380,555</b>
1654-Physics	FI9615	Assistant Professor/Physics	Swearngin,Amy,Violet Amarintha Love	92,069	39,520	131,589	0	0	0	92,069	39,520	131,589
	FI9738	Professor	Young,Michael,K	148,350	33,081	181,431	0	0	0	148,350	33,081	181,431
	FI9903	Associate Professor	Folsom,Douglas,P	111,422	51,258	162,680	0	0	0	111,422	51,258	162,680
	IS9953	Lab Tech	Ferril,Ronald,Wayne	71,427	43,741	115,168	0	0	0	71,427	43,741	115,168
<b>1654-Physics Total</b>				<b>423,268</b>	<b>167,600</b>	<b>590,868</b>	<b>0</b>	<b>0</b>	<b>0</b>	<b>423,268</b>	<b>167,600</b>	<b>590,868</b>
1806-American Ethnic Studies	FI9988	Associate Professor	Cook,Craig,M	102,978	49,337	152,315	0	0	0	102,978	49,337	152,315
<b>1806-American Ethnic Studies Total</b>				<b>102,978</b>	<b>49,337</b>	<b>152,315</b>	<b>0</b>	<b>0</b>	<b>0</b>	<b>102,978</b>	<b>49,337</b>	<b>152,315</b>
1812-Communication	FI9613	Instructor - Communication	Newman,Donte,Kirk	97,968	40,166	138,134	0	0	0	97,968	40,166	138,134
	FI9614	Assistant Professor	Rodriguez,Rebekah,Marie	87,256	37,830	125,086	0	0	0	87,256	37,830	125,086
	FI9656	Professor	Scala,Jill,M	128,175	47,619	175,794	0	0	0	128,175	47,619	175,794
	FI9679	Associate Professor	Hock,Sarah,A	117,208	26,684	143,892	0	0	0	117,208	26,684	143,892
	FI9820	Professor	Garard,Darin,L	140,789	57,249	198,038	0	0	0	140,789	57,249	198,038
	FI9915	Professor	Hutchinson,Carrie,C	125,628	54,502	180,130	0	0	0	125,628	54,502	180,130
	FI9977	Associate Professor	Kistler,Christina,I	133,689	56,326	190,015	0	0	0	133,689	56,326	190,015
	IP9999	LTA	Detorie,Michelle,M	64,057	32,276	96,333	0	0	0	64,057	32,276	96,333
	<b>1812-Communication Total</b>				<b>894,770</b>	<b>352,652</b>	<b>1,247,422</b>	<b>0</b>	<b>0</b>	<b>0</b>	<b>894,770</b>	<b>352,652</b>
1818-History	FI9678	Professor	Mooney,Matthew,J	125,166	54,389	179,555	0	0	0	125,166	54,389	179,555
	FI9733	Associate Professor	Swiontek,Danielle,J	116,660	26,924	143,584	0	0	0	116,660	26,924	143,584
	FI9792	Assistant/History	Buller,Justina,Joy	20,601	8,401	29,002	82,404	33,602	116,006	103,005	42,003	145,008
	FI9998	Professor	Elliott,David,Michael	134,541	49,188	183,729	0	0	0	134,541	49,188	183,729

**Santa Barbara City College  
2022-23  
Unrestricted General Funds and Other Funds  
Budgeted Positions**

**"Permanent" Budgeted Positions**

Department	Position Number	Position Description	Employee	Unrestricted General Fund			Restricted & Other Funds			Total Funds		
				Salary	Benefits	Total	Salary	Benefits	Total	Salary	Benefits	Total
<b>1818-History Total</b>				<b>396,968</b>	<b>138,902</b>	<b>535,870</b>	<b>82,404</b>	<b>33,602</b>	<b>116,006</b>	<b>479,372</b>	<b>172,504</b>	<b>651,876</b>
1830-Philosophy	FI9798	Professor	Bobro,Marc,E	134,329	55,781	190,110	0	0	0	134,329	55,781	190,110
	FI9948	Assistant Professor	Kramer,Christopher,Alan	111,123	51,191	162,314	0	0	0	111,123	51,191	162,314
<b>1830-Philosophy Total</b>				<b>245,452</b>	<b>106,972</b>	<b>352,424</b>	<b>0</b>	<b>0</b>	<b>0</b>	<b>245,452</b>	<b>106,972</b>	<b>352,424</b>
1836-Political Science/Economics	FI9731	Professor	Haupt,Andrea,B	116,993	45,190	162,183	0	0	0	116,993	45,190	162,183
	FI9732	Assistant Professor/Economics	Morales,Ruth,	111,422	43,920	155,342	0	0	0	111,422	43,920	155,342
	FI9974	Professor	Eskandari-Qajar,Manoutchehr,M	150,398	52,102	202,500	0	0	0	150,398	52,102	202,500
<b>1836-Political Science/Economics Total</b>				<b>378,813</b>	<b>141,212</b>	<b>520,025</b>	<b>0</b>	<b>0</b>	<b>0</b>	<b>378,813</b>	<b>141,212</b>	<b>520,025</b>
1842-Psychology	FI9728	Professor	Olguin,Arthur,G	150,398	43,054	193,452	0	0	0	150,398	43,054	193,452
	FI9729	Instructor	Tolentino,Leida,C	110,892	50,469	161,361	0	0	0	110,892	50,469	161,361
	FI9910	Professor	Bursten,Stanley,N	131,735	38,981	170,716	0	0	0	131,735	38,981	170,716
	FI9970	Professor	Ramirez,Joshua,	39,191	16,067	55,258	58,786	24,101	82,887	97,977	40,168	138,145
<b>1842-Psychology Total</b>				<b>432,216</b>	<b>148,571</b>	<b>580,787</b>	<b>58,786</b>	<b>24,101</b>	<b>82,887</b>	<b>491,002</b>	<b>172,672</b>	<b>663,674</b>
1854-Sociology/Anthropology/Archaeology	FI9621	Assistant Professor - Anthro	Carter,Tara,D	111,422	35,046	146,468	0	0	0	111,422	35,046	146,468
	FI9623	Instructor	O'Brien,Patrick,K	110,892	43,104	153,996	0	0	0	110,892	43,104	153,996
	FI9806	Professor	Eisentraut,Phyllisa,J	134,800	48,547	183,347	0	0	0	134,800	48,547	183,347
	FI9951	Professor	Stein,Jill,M	140,346	40,939	181,285	0	0	0	140,346	40,939	181,285
	FI9969	Professor	Carrasco,Thomas,Avila	107,693	34,195	141,888	0	0	0	107,693	34,195	141,888
<b>1854-Sociology/Anthropology/Archaeology Total</b>				<b>605,153</b>	<b>201,831</b>	<b>806,984</b>	<b>0</b>	<b>0</b>	<b>0</b>	<b>605,153</b>	<b>201,831</b>	<b>806,984</b>
1900-School of Modern Languages	FI9632	Professor	Ponce,Ignacio,	116,654	45,114	161,768	0	0	0	116,654	45,114	161,768
	FI9657	Professor	Rodriguez,Francisco,	147,194	58,716	205,910	0	0	0	147,194	58,716	205,910
	FI9677	Professor	Casillas Nunez,Juan,J	134,800	55,885	190,685	0	0	0	134,800	55,885	190,685
	FI9895	Professor	Gardinali,Laura,C	134,800	47,959	182,759	0	0	0	134,800	47,959	182,759
<b>1900-School of Modern Languages Total</b>				<b>533,448</b>	<b>207,674</b>	<b>741,122</b>	<b>0</b>	<b>0</b>	<b>0</b>	<b>533,448</b>	<b>207,674</b>	<b>741,122</b>
1906-English as a Second Language	CS9635	ESL Student Service Asst	Hernandez,Raquel,Elise	68,496	49,779	118,275	0	0	0	68,496	49,779	118,275
	FI9800	Associate Professor	Ter Mate-Martinsen,Marit,E	124,904	54,330	179,234	0	0	0	124,904	54,330	179,234
	FI9858	Professor	Cassiel,Betsy,R	140,494	57,881	198,375	0	0	0	140,494	57,881	198,375
	FI9978	Professor	Goodnough,Robin,A	141,447	57,983	199,430	0	0	0	141,447	57,983	199,430
	FI9997	Associate Professor	Howard,Dolores,	137,299	57,040	194,339	0	0	0	137,299	57,040	194,339
<b>1906-English as a Second Language Total</b>				<b>612,640</b>	<b>277,013</b>	<b>889,653</b>	<b>0</b>	<b>0</b>	<b>0</b>	<b>612,640</b>	<b>277,013</b>	<b>889,653</b>
2006-Automotive Services	FI9670	Instructor	Muschamp,Brittanye,Therese	94,232	21,819	116,051	0	0	0	94,232	21,819	116,051
	FI9723	Assistant Professor	Granger,Russell,N	111,422	51,258	162,680	0	0	0	111,422	51,258	162,680
	IS9973	LTA	Miranda,Jose, Eduardo	86,190	48,249	134,439	0	0	0	86,190	48,249	134,439
<b>2006-Automotive Services Total</b>				<b>291,844</b>	<b>121,326</b>	<b>413,170</b>	<b>0</b>	<b>0</b>	<b>0</b>	<b>291,844</b>	<b>121,326</b>	<b>413,170</b>
2010-Construction Technology	FI9653	Instructor	Palmer,Timothy,M	90,000	38,644	128,644	0	0	0	90,000	38,644	128,644
<b>2010-Construction Technology Total</b>				<b>90,000</b>	<b>38,644</b>	<b>128,644</b>	<b>0</b>	<b>0</b>	<b>0</b>	<b>90,000</b>	<b>38,644</b>	<b>128,644</b>
2012-Drafting/CAD/Interior Design	FI9933	Assistant Professor	Arias del Cid,Armando,M	117,260	45,250	162,510	0	0	0	117,260	45,250	162,510
<b>2012-Drafting/CAD/Interior Design Total</b>				<b>117,260</b>	<b>45,250</b>	<b>162,510</b>	<b>0</b>	<b>0</b>	<b>0</b>	<b>117,260</b>	<b>45,250</b>	<b>162,510</b>
2024-Environmental Horticulture	FI9633	Professor	Gonella,Michael,P	131,286	55,093	186,379	0	0	0	131,286	55,093	186,379
<b>2024-Environmental Horticulture Total</b>				<b>131,286</b>	<b>55,093</b>	<b>186,379</b>	<b>0</b>	<b>0</b>	<b>0</b>	<b>131,286</b>	<b>55,093</b>	<b>186,379</b>
2048-Marine Technology	CE9756	Administrative Assistant I	Lough,Judy,A	33,274	30,143	63,417	0	0	0	33,274	30,143	63,417
	FI9850	Assistant Professor	Vasey,Daniel,L	125,022	38,144	163,166	0	0	0	125,022	38,144	163,166
	FI9949	Assistant Professor	Thielst,Geoffery,M	125,374	54,429	179,803	0	0	0	125,374	54,429	179,803
<b>2048-Marine Technology Total</b>				<b>283,670</b>	<b>122,716</b>	<b>406,386</b>	<b>0</b>	<b>0</b>	<b>0</b>	<b>283,670</b>	<b>122,716</b>	<b>406,386</b>
206-Accounting and Finance	FI9622	Instructor	Woyach,Laura,B	110,879	43,102	153,981	0	0	0	110,879	43,102	153,981
	FI9848	Instructor	Reyes,Benjamin,	96,568	47,879	144,447	0	0	0	96,568	47,879	144,447
	FI9849	Professor	Alzheimer-Barthel,Cornelia,M	119,448	53,085	172,533	0	0	0	119,448	53,085	172,533
<b>206-Accounting and Finance Total</b>				<b>326,895</b>	<b>144,066</b>	<b>470,961</b>	<b>0</b>	<b>0</b>	<b>0</b>	<b>326,895</b>	<b>144,066</b>	<b>470,961</b>
212-Bus Admin/Marketing/Intern'l Bus	FI9888	Associate Professor	Block,Susan,A	128,376	47,663	176,039	0	0	0	128,376	47,663	176,039
	FI9944	Professor	Brown,Julie,A	139,974	41,554	181,528	0	0	0	139,974	41,554	181,528
	FI9966	Instructor	Spitz,Daniel,J	84,875	37,878	122,753	0	0	0	84,875	37,878	122,753
<b>212-Bus Admin/Marketing/Intern'l Bus Total</b>				<b>353,225</b>	<b>127,095</b>	<b>480,320</b>	<b>0</b>	<b>0</b>	<b>0</b>	<b>353,225</b>	<b>127,095</b>	<b>480,320</b>
225-Computer Information Technologies	CS9944	ICLC	Vacant	52,389	36,799	89,188	0	0	0	52,389	36,799	89,188



**Santa Barbara City College  
2022-23  
Unrestricted General Funds and Other Funds  
Budgeted Positions**

**"Permanent" Budgeted Positions**

Department	Position Number	Position Description	Employee	Unrestricted General Fund			Restricted & Other Funds			Total Funds		
				Salary	Benefits	Total	Salary	Benefits	Total	Salary	Benefits	Total
225-Computer Information Technologies	FI9667	Assistant Professor	Cardenas,Jose,A	116,640	52,449	169,089	0	0	0	116,640	52,449	169,089
	FI9919	Professor	El-Soussi,Mohammad,H	144,150	51,378	195,528	0	0	0	144,150	51,378	195,528
	FI9926	Assistant Professor	Bek,Jon,Lee	111,422	65,185	176,607	0	0	0	111,422	65,185	176,607
	IP9997	LTA	Belletti,Lorrie,A	71,158	50,638	121,796	0	0	0	71,158	50,638	121,796
<b>225-Computer Information Technologies Total</b>				<b>495,759</b>	<b>256,449</b>	<b>752,208</b>	<b>0</b>	<b>0</b>	<b>0</b>	<b>495,759</b>	<b>256,449</b>	<b>752,208</b>
236-School of Culinary Arts	FI9931	Instructor	Fredericks,Charles,T	109,069	50,724	159,793	0	0	0	109,069	50,724	159,793
	FI9941	Instructor	Rapp,Stephane,F	109,069	50,724	159,793	0	0	0	109,069	50,724	159,793
	IP9977	LTA	Lopez Carrillo,Roberto,G	61,007	47,407	108,414	0	0	0	61,007	47,407	108,414
	IP9990	LTA	De Alba,Monica,	61,007	47,407	108,414	0	0	0	61,007	47,407	108,414
<b>236-School of Culinary Arts Total</b>				<b>340,152</b>	<b>196,262</b>	<b>536,414</b>	<b>0</b>	<b>0</b>	<b>0</b>	<b>340,152</b>	<b>196,262</b>	<b>536,414</b>
3509-Student Info Systems & Registration	CS9622	Program System Supp Special	Chapin,Loretta,M	93,387	51,486	144,873	0	0	0	93,387	51,486	144,873
	CS9623	Admissions & Records Tech,Sr	Vacant	56,954	38,387	95,341	0	0	0	56,954	38,387	95,341
<b>3509-Student Info Systems &amp; Registration Total</b>				<b>150,341</b>	<b>89,873</b>	<b>240,214</b>	<b>0</b>	<b>0</b>	<b>0</b>	<b>150,341</b>	<b>89,873</b>	<b>240,214</b>
3510-Noncredit Admin Wake & Schott	C99977	Admissions & Records Tech	Holmes,Ruth,Anne	67,746	33,567	101,313	0	0	0	67,746	33,567	101,313
	CP9995	Admissions & Records Tech	Keller,Nancy,J	74,460	34,580	109,040	0	0	0	74,460	34,580	109,040
	CS9905	Administrative Assistant I	Roberts,Lauren,Tara	53,010	26,442	79,452	13,253	6,610	19,863	66,263	33,052	99,315
	CS9906	Admissions & Records Tech	Kerr,Everette,B	70,825	43,532	114,357	0	0	0	70,825	43,532	114,357
	CS9909	Admissions & Records Tech	Saldana,Lidiana,	61,587	47,608	109,195	0	0	0	61,587	47,608	109,195
<b>3510-Noncredit Admin Wake &amp; Schott Total</b>				<b>327,628</b>	<b>185,729</b>	<b>513,357</b>	<b>13,253</b>	<b>6,610</b>	<b>19,863</b>	<b>340,881</b>	<b>192,339</b>	<b>533,220</b>
3527-Schott Ctr Facilities & Operations	CS9786	Facilities Assistant	Aguilera,Jesse,	53,084	44,612	97,696	0	0	0	53,084	44,612	97,696
	CS9787	Facilities Assistant	Gomez,Jose,L	61,290	46,399	107,689	0	0	0	61,290	46,399	107,689
<b>3527-Schott Ctr Facilities &amp; Operations Total</b>				<b>114,374</b>	<b>91,011</b>	<b>205,385</b>	<b>0</b>	<b>0</b>	<b>0</b>	<b>114,374</b>	<b>91,011</b>	<b>205,385</b>
3530-Community Education Center	MS9975	Citizenship Svcs Coord	Martinez,J,Carmen	92,166	39,541	131,707	0	0	0	92,166	39,541	131,707
<b>3530-Community Education Center Total</b>				<b>92,166</b>	<b>39,541</b>	<b>131,707</b>	<b>0</b>	<b>0</b>	<b>0</b>	<b>92,166</b>	<b>39,541</b>	<b>131,707</b>
3542-ESL/ESL Citizen Ed./Biling Basic Ed	CS9573	Assessment Specialist	Quesada,Juan,C	27,256	14,453	41,709	27,256	14,453	41,709	54,512	28,906	83,418
	CS9613	Administrative Assistant II	Preciado Campos,Joselyn,	61,451	31,349	92,800	0	0	0	61,451	31,349	92,800
<b>3542-ESL/ESL Citizen Ed./Biling Basic Ed Total</b>				<b>88,707</b>	<b>45,802</b>	<b>134,509</b>	<b>27,256</b>	<b>14,453</b>	<b>41,709</b>	<b>115,963</b>	<b>60,255</b>	<b>176,218</b>
3568-Noncredit Student Support Services	CE9845	Student Program Advisor	Baiza,Robert,Renan	0	0	0	58,704	30,384	89,088	58,704	30,384	89,088
	CE9846	Student Program Advisor	Lopez-Manzo,Maria,E	0	0	0	77,173	53,108	130,281	77,173	53,108	130,281
	CS9640	Office Assistant, Sr	Muniz,Barbara,Cornejo	48,132	42,295	90,427	0	0	0	48,132	42,295	90,427
<b>3568-Noncredit Student Support Services Total</b>				<b>48,132</b>	<b>42,295</b>	<b>90,427</b>	<b>135,877</b>	<b>83,492</b>	<b>219,369</b>	<b>184,009</b>	<b>125,787</b>	<b>309,796</b>
3570-Parenting	FN9963	Associate Professor/Parent Ed	Garcia,Yolanda,E Medina	135,617	47,461	183,078	0	0	0	135,617	47,461	183,078
<b>3570-Parenting Total</b>				<b>135,617</b>	<b>47,461</b>	<b>183,078</b>	<b>0</b>	<b>0</b>	<b>0</b>	<b>135,617</b>	<b>47,461</b>	<b>183,078</b>
3572-Woodworking	CS9581	Facilities Assistant, Lead	Nava,Israel,	60,047	47,073	107,120	0	0	0	60,047	47,073	107,120
<b>3572-Woodworking Total</b>				<b>60,047</b>	<b>47,073</b>	<b>107,120</b>	<b>0</b>	<b>0</b>	<b>0</b>	<b>60,047</b>	<b>47,073</b>	<b>107,120</b>
3579-Wake Center Facilities & Operations	C99995	Facilities Assistant	Garcia,Jaime,Enrique	53,906	18,192	72,098	0	0	0	53,906	18,192	72,098
	CS9783	Facilities Assistant	Arzate,Santos,R	59,956	39,061	99,017	0	0	0	59,956	39,061	99,017
	CS9784	Facilities Assistant	Vacant	53,084	28,400	81,484	0	0	0	53,084	28,400	81,484
	CS9824	Facilities Assistant, Lead	Aguilera,Jesus,V	65,766	41,745	107,511	0	0	0	65,766	41,745	107,511
<b>3579-Wake Center Facilities &amp; Operations Total</b>				<b>232,712</b>	<b>127,398</b>	<b>360,110</b>	<b>0</b>	<b>0</b>	<b>0</b>	<b>232,712</b>	<b>127,398</b>	<b>360,110</b>
3690-Adult Education Programs	MS9938	Coord - Ed Block Grant (AEBG)	Prieto,Corlei,Nina	0	0	0	98,464	44,409	142,873	98,464	44,409	142,873
<b>3690-Adult Education Programs Total</b>				<b>0</b>	<b>0</b>	<b>0</b>	<b>98,464</b>	<b>44,409</b>	<b>142,873</b>	<b>98,464</b>	<b>44,409</b>	<b>142,873</b>
4010-School of Extended Learning Admin	C99946	Student Program Advisor-SEL	Marquez,Chantille,M	78,112	53,445	131,557	0	0	0	78,112	53,445	131,557
	C99980	CLL-PSSS	Dickson,Barbara,J	61,526	36,541	98,066	15,381	9,135	24,517	76,907	45,676	122,583
	CS9672	Administrative Assistant I	Vacant	72,296	51,288	123,584	0	0	0	72,296	51,288	123,584
	CS9805	Administrative Assistant II	Draper,Lisa,Anne	71,427	34,867	106,294	0	0	0	71,427	34,867	106,294
	ED9945	Director NC Programs	Vacant	108,448	50,584	159,032	0	0	0	108,448	50,584	159,032
	ED9970	Dean - School of Extended Lear	Vacant	126,019	46,683	172,702	0	0	0	126,019	46,683	172,702
	MS9920	Director, SEL	Walsh,Rachel,Ellen	108,506	39,546	148,051	27,126	9,886	37,013	135,632	49,432	185,064
	MS9922	Director, SEL	Chian Brooks,Jeanette,	129,173	71,451	200,624	0	0	0	129,173	71,451	200,624
	CS9572	Administrative Assistant II	Cruz,Emma,L	69,690	42,823	112,513	0	0	0	69,690	42,823	112,513
<b>4010-School of Extended Learning Admin Total</b>				<b>825,196</b>	<b>427,227</b>	<b>1,252,424</b>	<b>42,508</b>	<b>19,022</b>	<b>61,529</b>	<b>867,704</b>	<b>446,249</b>	<b>1,313,953</b>
4012-Disabled Student Programs/Services	CS9636	Asstv Tech Lab Tech	Paulos,Linda,S	16,406	7,616	24,022	65,623	30,466	96,089	82,029	38,082	120,111

**Santa Barbara City College  
2022-23  
Unrestricted General Funds and Other Funds  
Budgeted Positions**

**"Permanent" Budgeted Positions**

Department	Position Number	Position Description	Employee	Unrestricted General Fund			Restricted & Other Funds			Total Funds		
				Salary	Benefits	Total	Salary	Benefits	Total	Salary	Benefits	Total
4012-Disabled Student Programs/Services	CS9678	DSPS Service Provider	Torres,Corina,S	15,381	7,360	22,742	61,526	29,442	90,967	76,907	36,802	113,709
	CS9679	DSPS Service Provider	Limon,Christian,Jesus	15,381	10,603	25,984	61,526	42,411	103,937	76,907	53,014	129,921
	CS9798	DSPS Service Provider	Little,Margaret,Ellen	14,946	5,344	20,289	59,783	21,374	81,158	74,729	26,718	101,447
	FN9889	Instructor/LD Spec 20XDYS	Vacant	14,828	7,021	21,849	59,314	28,084	87,398	74,142	35,105	109,247
	FN9915	Asst Prof/Counselor/LD Spec	Beers,Linda,Ann	0	0	0	122,818	34,975	157,793	122,818	34,975	157,793
	FN9916	Counselor/LD Specialist	Obritz,Michele,J	17,586	7,637	25,223	70,346	30,546	100,892	87,932	38,183	126,115
	FN9917	Instructor/Cnslr/Ats 20XDYS	Vasquez,Laurie,R	26,114	7,369	33,483	104,457	29,477	133,934	130,571	36,846	167,417
	FN9919	Associate Professor/Director	Vacant	17,586	7,637	25,223	70,346	30,546	100,892	87,932	38,183	126,115
	FN9959	Assistant Professor/Cnslr/LD Specialist	Phillips,Darren,K	23,980	10,394	34,375	95,922	41,578	137,499	119,902	51,972	171,874
FN9989	Instructor/Counselor 20XDYS	Hobson,Christina,Michelle	16,514	5,696	22,210	66,057	22,784	88,841	82,571	28,480	111,051	
<b>4012-Disabled Student Programs/Services Total</b>				<b>178,724</b>	<b>76,677</b>	<b>255,401</b>	<b>837,716</b>	<b>341,683</b>	<b>1,179,399</b>	<b>1,016,440</b>	<b>418,360</b>	<b>1,434,800</b>
4024-Faculty Resource Center	C9986	FRC Development Spec Sr	Dempsay Skiles,Wendy,A	71,837	25,345	97,182	0	0	0	71,837	25,345	97,182
	CS9653	FRC Development Spec Sr	Shannon,Karen,L	92,909	51,320	144,229	0	0	0	92,909	51,320	144,229
	CS9659	FRC Technical Specialist	Barnes,Jeffrey,J	93,535	42,664	136,199	0	0	0	93,535	42,664	136,199
	MS9976	FRC Director	Brown,Robert,L	112,871	38,181	151,052	0	0	0	112,871	38,181	151,052
<b>4024-Faculty Resource Center Total</b>				<b>371,152</b>	<b>157,510</b>	<b>528,662</b>	<b>0</b>	<b>0</b>	<b>0</b>	<b>371,152</b>	<b>157,510</b>	<b>528,662</b>
4030-Learning Resource Center	CE9651	Office Assistant	Vacant	50,339	36,084	86,423	0	0	0	50,339	36,084	86,423
	CS9594	LRC Sr Office Assistant	Ornelas Limon,Ivonne,	0	0	0	58,419	46,496	104,915	58,419	46,496	104,915
	FN9953	Assistant Prof/Dir. of LSS	Vacant	83,567	19,296	102,863	27,856	6,432	34,288	111,422	25,728	137,150
	IS9969	LTA	Reese,Regina,Ann	77,118	45,664	122,782	0	0	0	77,118	45,664	122,782
	IS9970	LTA	Schweidler,Therese,M	80,779	38,082	118,861	0	0	0	80,779	38,082	118,861
	IS9989	LTA	Taylor Schott,Elizabeth,Ann	80,005	53,002	133,007	0	0	0	80,005	53,002	133,007
	CS9571	LRC Sr Office Assistant	Jauregui-Romero,Citlalli,	48,132	42,295	90,427	0	0	0	48,132	42,295	90,427
	HI8689	Sub - CLRC Office Assistant Senior	Vacant	0	0	0	0	0	0	0	0	0
<b>4030-Learning Resource Center Total</b>				<b>419,940</b>	<b>234,423</b>	<b>654,363</b>	<b>86,275</b>	<b>52,928</b>	<b>139,203</b>	<b>506,214</b>	<b>287,351</b>	<b>793,565</b>
4048-Tutorial Center	CS9632	Tutor Center Coordinator	Vacant	64,422	40,987	105,409	0	0	0	64,422	40,987	105,409
	MS9982	LRC Coordinator	Vacant	47,402	28,120	75,522	0	0	0	47,402	28,120	75,522
<b>4048-Tutorial Center Total</b>				<b>111,824</b>	<b>69,107</b>	<b>180,931</b>	<b>0</b>	<b>0</b>	<b>0</b>	<b>111,824</b>	<b>69,107</b>	<b>180,931</b>
4054-Library	C99993	Library Tech	Poulson,Camerin,D	67,085	41,361	108,446	0	0	0	67,085	41,361	108,446
	CS9704	Library Tech	Shen,Pearl,Sandie	58,376	39,153	97,529	0	0	0	58,376	39,153	97,529
	CS9705	Library Tech	Fleischer,Paul,Nathan	61,587	31,396	92,983	0	0	0	61,587	31,396	92,983
	CS9924	Library Technician	Martinez,Julio,	65,916	40,509	106,425	0	0	0	65,916	40,509	106,425
	FN9943	Associate Professor/Librarian	Carey,Ellen,E	116,006	36,096	152,102	0	0	0	116,006	36,096	152,102
	FN9952	Associate Professor/Librarian	Chuah,Sally,S	115,367	35,944	151,311	0	0	0	115,367	35,944	151,311
	FN9996	Instructor/Librarian	Bott,Corrie,A	85,706	29,189	114,895	0	0	0	85,706	29,189	114,895
<b>4054-Library Total</b>				<b>570,043</b>	<b>253,648</b>	<b>823,691</b>	<b>0</b>	<b>0</b>	<b>0</b>	<b>570,043</b>	<b>253,648</b>	<b>823,691</b>
4056-Dual Enrollment Program	CE9652	Student Program Advisor	Vacant	40,890	25,555	66,445	27,260	17,037	44,297	68,150	42,592	110,742
<b>4056-Dual Enrollment Program Total</b>				<b>40,890</b>	<b>25,555</b>	<b>66,445</b>	<b>27,260</b>	<b>17,037</b>	<b>44,297</b>	<b>68,150</b>	<b>42,592</b>	<b>110,742</b>
4060-Academic Senate	CS9993	Administrative Assistant II	Silva Garcia,Margarita,	61,326	39,910	101,236	0	0	0	61,326	39,910	101,236
<b>4060-Academic Senate Total</b>				<b>61,326</b>	<b>39,910</b>	<b>101,236</b>	<b>0</b>	<b>0</b>	<b>0</b>	<b>61,326</b>	<b>39,910</b>	<b>101,236</b>
4067-Dean- Health/Human Services/Career	CP9982	Office Assistant, Sr	Lough,Judy,A	2,545	2,753	5,297	22,903	24,773	47,676	25,448	27,525	52,973
	CS9998	Administrative Assistant II	Brinley Higgins,Sherie,E	78,570	37,391	115,961	0	0	0	78,570	37,391	115,961
	ED9975	Dean	Price,Alan,Tracy	168,678	63,533	232,211	0	0	0	168,678	63,533	232,211
<b>4067-Dean- Health/Human Services/Career Total</b>				<b>249,793</b>	<b>103,677</b>	<b>353,469</b>	<b>22,903</b>	<b>24,773</b>	<b>47,676</b>	<b>272,696</b>	<b>128,449</b>	<b>401,145</b>
4069-Dean - Sciences/Math/PE	CE9989	Administrative Assistant II	Moreno,Brian,Joseph	66,397	33,011	99,408	0	0	0	66,397	33,011	99,408
	ED9965	Coordinator - MESA Program	Estrella,Virginia,	98,088	40,890	138,978	0	0	0	98,088	40,890	138,978
	ED9988	Dean	Kuhn,Jens-Uwe,	176,945	65,414	242,359	0	0	0	176,945	65,414	242,359
<b>4069-Dean - Sciences/Math/PE Total</b>				<b>341,430</b>	<b>139,315</b>	<b>480,745</b>	<b>0</b>	<b>0</b>	<b>0</b>	<b>341,430</b>	<b>139,315</b>	<b>480,745</b>
406-English Composition & Literature	CS9790	Matric/Instr Support Spec	Theis,Miriam,	66,825	49,286	116,111	0	0	0	66,825	49,286	116,111
	FI9624	Instructor	Escobar,Joshua,Michael	84,888	29,007	113,895	0	0	0	84,888	29,007	113,895
	FI9650	Professor	Cruse,Anita,M	134,901	39,697	174,598	0	0	0	134,901	39,697	174,598
	FI9663	Associate Professor	Grogg,Charles,J	133,689	56,326	190,015	0	0	0	133,689	56,326	190,015
	FI9669	Associate Professor	Bryan,Bonny,L	123,825	54,080	177,905	0	0	0	123,825	54,080	177,905

**Santa Barbara City College  
2022-23  
Unrestricted General Funds and Other Funds  
Budgeted Positions**

**"Permanent" Budgeted Positions**

Department	Position Number	Position Description	Employee	Unrestricted General Fund			Restricted & Other Funds			Total Funds		
				Salary	Benefits	Total	Salary	Benefits	Total	Salary	Benefits	Total
406-English Composition & Literature	FI9704	Professor	Menendez,Melissa,A	125,608	53,799	179,407	0	0	0	125,608	53,799	179,407
	FI9705	Professor	Johnston,Christopher,J	128,271	55,100	183,371	0	0	0	128,271	55,100	183,371
	FI9709	Associate Professor	Baxton,Jennifer,L	121,521	53,557	175,078	0	0	0	121,521	53,557	175,078
	FI9710	Instructor	Vacant	74,142	35,105	109,247	0	0	0	74,142	35,105	109,247
	FI9769	Assistant Professor	Vicek-Scamahorn,Eileen,M	101,753	49,054	150,807	0	0	0	101,753	49,054	150,807
	FI9772	Assistant Professor	Boggs,Sarah,R	81,798	36,259	118,057	35,056	15,540	50,596	116,854	51,799	168,653
	FI9774	Professor	Millward,Sally,J	150,398	52,102	202,500	0	0	0	150,398	52,102	202,500
	FI9775	Instructor	Brown,Christopher,M	97,969	31,292	129,261	0	0	0	97,969	31,292	129,261
	FI9776	Professor	Monda,Kimberly,A	148,780	33,186	181,966	0	0	0	148,780	33,186	181,966
	FI9839	Associate Professor	Prothero,Margaret,H	68,873	28,625	97,497	68,873	28,625	97,497	137,745	57,249	194,994
	FI9841	Instructor	Molina,Jordan,L	87,237	45,752	132,989	0	0	0	87,237	45,752	132,989
	FI9842	Associate Professor	Bell,Barbara,A	139,907	41,539	181,446	0	0	0	139,907	41,539	181,446
	FI9877	Instructor	File,Jason,Mark	92,389	21,010	113,399	0	0	0	92,389	21,010	113,399
	FI9881	Professor	Eckford-Prossor,Melanie,C	146,773	42,400	189,173	0	0	0	146,773	42,400	189,173
FI9935	Professor	Gavaskar,Vandana,S	0	0	0	0	0	0	0	0	0	
FI9999	Professor	Oropeza,Clara,I	125,608	37,587	163,195	0	0	0	125,608	37,587	163,195	
<b>406-English Composition &amp; Literature Total</b>				<b>2,235,154</b>	<b>844,763</b>	<b>3,079,917</b>	<b>103,929</b>	<b>44,164</b>	<b>148,093</b>	<b>2,339,083</b>	<b>888,927</b>	<b>3,228,010</b>
4070-Dean - Hum/Fine Arts/ESL/SoM/SS	CS9995	Administrative Assistant II	Jones,Sarianna,Patrice	78,570	53,603	132,173	0	0	0	78,570	53,603	132,173
	ED9974	Dean	Imhof,Elizabeth,V	184,823	67,208	252,031	0	0	0	184,823	67,208	252,031
<b>4070-Dean - Hum/Fine Arts/ESL/SoM/SS Total</b>				<b>263,393</b>	<b>120,811</b>	<b>384,204</b>	<b>0</b>	<b>0</b>	<b>0</b>	<b>263,393</b>	<b>120,811</b>	<b>384,204</b>
4071-User Support Service	C99998	Academic Tech Support Spec	Savant,Arie,Lavoy	69,391	0	69,391	0	0	0	69,391	0	69,391
	CS9582	Network Specialist	Alexander,Ryan,T	110,461	57,514	167,975	0	0	0	110,461	57,514	167,975
	CS9597	Academic Tech Support Spec	Whipple,Sara,M	97,681	42,446	140,127	0	0	0	97,681	42,446	140,127
	CS9598	Academic Tech Support Spec	Torres,Alexander,Torrell	87,427	39,597	127,024	0	0	0	87,427	39,597	127,024
	CS9599	Academic Tech Support Spec	Skiles,Arthur,James	84,355	47,047	131,402	0	0	0	84,355	47,047	131,402
	CS9600	Tech Services Specialist	Erhardt,Erik,W	104,060	62,238	166,298	0	0	0	104,060	62,238	166,298
	CS9603	Academic Tech Support Spec	Antoniazzi,Larry,J	88,869	41,023	129,892	0	0	0	88,869	41,023	129,892
	CS9604	Tech Services Specialist	Nevarez,Javier,	101,635	45,346	146,981	0	0	0	101,635	45,346	146,981
	CS9605	Network Specialist	Draper,Janine,M	103,560	62,238	165,798	0	0	0	103,560	62,238	165,798
	CS9606	Academic Tech Support Spec	Allen,Eric,John	84,830	39,597	124,427	0	0	0	84,830	39,597	124,427
	CS9607	Academic Tech Support Spec	Vacant	69,391	42,718	112,109	0	0	0	69,391	42,718	112,109
	CS9829	Technical Services Spec	McKenzie,Alan,S	110,461	57,514	167,975	0	0	0	110,461	57,514	167,975
	CS9830	Technical Services Spec	Smith,Suzanne,A	110,461	48,640	159,101	0	0	0	110,461	48,640	159,101
	CS9965	Academic Tech Supp Spec	Bahena,Norma,A	94,159	51,320	145,479	0	0	0	94,159	51,320	145,479
	MS9978	Dir - Student Tech Support	Walker,Jason,H	149,049	70,946	219,995	0	0	0	149,049	70,946	219,995
	<b>4071-User Support Service Total</b>				<b>1,465,790</b>	<b>708,184</b>	<b>2,173,974</b>	<b>0</b>	<b>0</b>	<b>0</b>	<b>1,465,790</b>	<b>708,184</b>
4072-Vice President of Academic Affairs	CF9990	Administrative Asst III/Conf	Higgins,Holly,Kathryn	66,056	41,844	107,900	0	0	0	66,056	41,844	107,900
	CS9615	Ed Programs Support Specialist	James,Gary,	74,998	36,129	111,127	0	0	0	74,998	36,129	111,127
	ED9947	Coordinator- ED Programs	Vacant	0	0	0	73,561	35,319	108,880	73,561	35,319	108,880
	MS9933	Director, Regional Consortium	Swanberg,Luann,R	0	0	0	153,546	72,703	226,249	153,546	72,703	226,249
	ED9941	VP of Academic Affairs	Villagomez,Maria,Luisa	186,000	60,070	246,070	0	0	0	186,000	60,070	246,070
<b>4072-Vice President of Academic Affairs Total</b>				<b>327,054</b>	<b>138,043</b>	<b>465,097</b>	<b>227,107</b>	<b>108,022</b>	<b>335,129</b>	<b>554,161</b>	<b>246,065</b>	<b>800,226</b>
4073-Dean of Ed. Prog - Lang, PE, Tech	CS9583	Curriculum Coordinator	Meyer,Alicia,Erin	0	0	0	64,953	32,587	97,540	64,953	32,587	97,540
	CS9610	Curriculum Coordinator	Thomas,Kaylene,M	77,118	53,002	130,120	0	0	0	77,118	53,002	130,120
	CS9996	Administrative Assistant II	Garcia Otero,Cristina,Berencie	71,427	51,079	122,506	0	0	0	71,427	51,079	122,506
	ED9986	Dean	Vacant	145,038	50,888	195,926	0	0	0	145,038	50,888	195,926
<b>4073-Dean of Ed. Prog - Lang, PE, Tech Total</b>				<b>293,583</b>	<b>154,969</b>	<b>448,552</b>	<b>64,953</b>	<b>32,587</b>	<b>97,540</b>	<b>358,536</b>	<b>187,556</b>	<b>546,092</b>
4074-Dean - Bus/ Intern'l/ Media/Career	CE9986	Administrative Assistant II	Twedt,Grace,	75,298	45,003	120,301	0	0	0	75,298	45,003	120,301
	ED9950	Deputy Sector Navigator	Polis,Adilene,	0	0	0	112,208	51,443	163,651	112,208	51,443	163,651
	ED9963	Dir. Entrepreneurship Progs.	Samson,Julie,Ann	0	0	0	89,171	29,981	119,152	89,171	29,981	119,152
	ED9981	Dean	Smith,Carola,	190,434	61,848	252,282	0	0	0	190,434	61,848	252,282
<b>4074-Dean - Bus/ Intern'l/ Media/Career Total</b>				<b>265,732</b>	<b>106,851</b>	<b>372,583</b>	<b>201,379</b>	<b>81,424</b>	<b>282,803</b>	<b>467,111</b>	<b>188,275</b>	<b>655,386</b>
4075-V.P. - School of Extended Learning	C99953	Administrative Assistant III	Coulter,Erin,Dyana	76,907	53,019	129,926	0	0	0	76,907	53,019	129,926

**Santa Barbara City College  
2022-23  
Unrestricted General Funds and Other Funds  
Budgeted Positions**

**"Permanent" Budgeted Positions**

Department	Position Number	Position Description	Employee	Unrestricted General Fund			Restricted & Other Funds			Total Funds		
				Salary	Benefits	Total	Salary	Benefits	Total	Salary	Benefits	Total
4075-V.P. - School of Extended Learning	ED9944	Vice Pres- Asst. to President	Coleman,Joyce,B	185,153	74,979	260,132	0	0	0	185,153	74,979	260,132
<b>4075-V.P. - School of Extended Learning Total</b>				<b>262,060</b>	<b>127,998</b>	<b>390,058</b>	<b>0</b>	<b>0</b>	<b>0</b>	<b>262,060</b>	<b>127,998</b>	<b>390,058</b>
4081-Title IX and Gender Equity	MS9932	Title IX & Gendor Equity Coord	Esparza Dozer,Linda,	127,605	44,810	172,415	0	0	0	127,605	44,810	172,415
<b>4081-Title IX and Gender Equity Total</b>				<b>127,605</b>	<b>44,810</b>	<b>172,415</b>	<b>0</b>	<b>0</b>	<b>0</b>	<b>127,605</b>	<b>44,810</b>	<b>172,415</b>
4090-Study Abroad	CS9574	Student Program Advisor	Walther,Nicole,	73,208	35,497	108,705	0	0	0	73,208	35,497	108,705
<b>4090-Study Abroad Total</b>				<b>73,208</b>	<b>35,497</b>	<b>108,705</b>	<b>0</b>	<b>0</b>	<b>0</b>	<b>73,208</b>	<b>35,497</b>	<b>108,705</b>
4094-Diversity, Equity & Inclusion	ED9943	Coordinator- Equity,Div&CC	Byrne,Roxane,Maiko	0	0	0	83,566	48,023	131,589	83,566	48,023	131,589
	ED9955	Executive Director, DEI	Vacant	0	91	91	0	274	274	0	365	365
<b>4094-Diversity, Equity &amp; Inclusion Total</b>				<b>0</b>	<b>91</b>	<b>91</b>	<b>83,566</b>	<b>48,297</b>	<b>131,863</b>	<b>83,566</b>	<b>48,388</b>	<b>131,954</b>
4095-STEM Transfer Program	C99969	Student Program Advisor	Cisneros Lopez,Lorena,	0	0	0	73,208	43,786	116,994	73,208	43,786	116,994
<b>4095-STEM Transfer Program Total</b>				<b>0</b>	<b>0</b>	<b>0</b>	<b>73,208</b>	<b>43,786</b>	<b>116,994</b>	<b>73,208</b>	<b>43,786</b>	<b>116,994</b>
4099-Umoja	C99960	Student Program Advisor	Vacant	0	0	0	62,867	40,447	103,314	62,867	40,447	103,314
<b>4099-Umoja Total</b>				<b>0</b>	<b>0</b>	<b>0</b>	<b>62,867</b>	<b>40,447</b>	<b>103,314</b>	<b>62,867</b>	<b>40,447</b>	<b>103,314</b>
4100-Center for Equity & Social Justice	CP9979	Student Program Advisor	Lazaro Gonzalez,Alondra,	0	0	0	60,087	47,086	107,173	60,087	47,086	107,173
<b>4100-Center for Equity &amp; Social Justice Total</b>				<b>0</b>	<b>0</b>	<b>0</b>	<b>60,087</b>	<b>47,086</b>	<b>107,173</b>	<b>60,087</b>	<b>47,086</b>	<b>107,173</b>
4212-Fiscal Services	CS9576	Student Finance & AR Tech I	Vacant	44,493	34,049	78,542	0	0	0	44,493	34,049	78,542
	CS9577	Student Finance & AR Tech II	Vacant	56,807	29,715	86,522	0	0	0	56,807	29,715	86,522
	CS9578	Student Finance & AR Tech III	Ly,Sandy,Q	84,689	39,375	124,064	0	0	0	84,689	39,375	124,064
	CS9579	Student Finance & AR Tech III	Carter,Ana,Ponce	76,951	45,664	122,615	0	0	0	76,951	45,664	122,615
	CS9580	Student Finance & AR Tech III	Herrera,Brittany,Amy	70,946	34,701	105,647	0	0	0	70,946	34,701	105,647
	CS9611	Payroll Coordinator	Lopez,Estela,	86,098	39,517	125,615	0	0	0	86,098	39,517	125,615
	CS9644	Accounting Tech III	Evans,Carlene,M	73,319	44,409	117,728	0	0	0	73,319	44,409	117,728
	CS9736	Accountant	Kellogg-Saunders,Lisa,M	92,909	51,320	144,229	0	0	0	92,909	51,320	144,229
	CS9799	Payroll Tech	Lorden,Matthew,Robert	67,966	49,866	117,832	0	0	0	67,966	49,866	117,832
	CS9867	Accountant	Brown,Cheryl,L	60,712	21,195	81,908	26,020	9,084	35,103	86,732	30,279	117,011
	CS9870	Accounting Tech III	Yescas,Ruberta,Tonya	80,248	54,196	134,444	0	0	0	80,248	54,196	134,444
	CS9875	Accounting Tech II	Vacant	52,903	36,976	89,879	0	0	0	52,903	36,976	89,879
	CS9876	Accounting Tech II	Vacant	52,903	36,976	89,879	0	0	0	52,903	36,976	89,879
	CS9878	Accounting Tech II	Collins,Robin,Renee	61,587	46,588	108,175	0	0	0	61,587	46,588	108,175
	CS9890	Payroll Tech	Morales,Nancy,M	68,216	42,528	110,744	0	0	0	68,216	42,528	110,744
	CS9891	Payroll Tech	Butson,Cindy,M	62,834	47,879	110,713	0	0	0	62,834	47,879	110,713
	MS9969	Payroll Manager	Janecek,Tracy,L	101,167	61,483	162,650	0	0	0	101,167	61,483	162,650
	MS9974	Controller	Hill,Rodolfo,Lopez	140,311	75,380	215,691	0	0	0	140,311	75,380	215,691
	MS9983	Assistant Controller	Vacant	108,236	56,760	164,996	0	0	0	108,236	56,760	164,996
	MS9985	Student Finance Manager	Hubert,Nicole,Chiacchia	95,330	33,403	128,733	0	0	0	95,330	33,403	128,733
<b>4212-Fiscal Services Total</b>				<b>1,538,625</b>	<b>881,980</b>	<b>2,420,606</b>	<b>26,020</b>	<b>9,084</b>	<b>35,103</b>	<b>1,564,645</b>	<b>891,064</b>	<b>2,455,709</b>
4230-Duplicating	CS9775	Duplications Tech	Yanez,Daniel,	62,907	48,076	110,983	0	0	0	62,907	48,076	110,983
	CS9809	Duplications Tech	Hattanda,Jeffrey,Kazuto	51,729	27,918	79,647	0	0	0	51,729	27,918	79,647
<b>4230-Duplicating Total</b>				<b>114,636</b>	<b>75,994</b>	<b>190,630</b>	<b>0</b>	<b>0</b>	<b>0</b>	<b>114,636</b>	<b>75,994</b>	<b>190,630</b>
4236-F&O - Maintenance	C99952	Facilities Assistant	Vacant	43,390	33,665	77,055	0	0	0	43,390	33,665	77,055
	C99954	Custodian	Mason,Kelvin,Daron	44,621	24,842	69,463	0	0	0	44,621	24,842	69,463
	C99955	Custodian	Goggins,Anthony,Deion	48,637	42,488	91,125	0	0	0	48,637	42,488	91,125
	C99956	Custodian	Soriano,Roberto,	48,719	16,928	65,647	0	0	0	48,719	16,928	65,647
	C99957	Custodian	LaMorena,John,Joseph	43,689	25,091	68,780	0	0	0	43,689	25,091	68,780
	CS9575	Facilities Assistant, Sr	Gaffney,Daniel,C	63,091	47,560	110,651	0	0	0	63,091	47,560	110,651
	CS9641	Maintenance Tech	Tourville,James,	60,095	39,751	99,846	0	0	0	60,095	39,751	99,846
	CS9642	Facilities Assistant	Ramirez,Maria Luisa,	54,847	19,087	73,934	0	0	0	54,847	19,087	73,934
	CS9681	Custodian	Tursios,Oscar,Ivan	51,078	42,870	93,948	0	0	0	51,078	42,870	93,948
	CS9683	Custodian	Escamilla Robles,Octavio,	53,909	36,379	90,288	0	0	0	53,909	36,379	90,288
	CS9684	Custodian	Barbosa,Hector,Manuel V	59,060	38,072	97,132	0	0	0	59,060	38,072	97,132
	CS9685	Custodian	Arenas,Mario,A	59,229	29,198	88,427	0	0	0	59,229	29,198	88,427
	CS9688	Custodian	Asencio,Rony,O	58,891	45,410	104,301	0	0	0	58,891	45,410	104,301
	CS9689	Custodian	Garcia,Rosendo,	48,132	42,870	91,002	0	0	0	48,132	42,870	91,002

**Santa Barbara City College  
2022-23  
Unrestricted General Funds and Other Funds  
Budgeted Positions**

**"Permanent" Budgeted Positions**

Department	Position Number	Position Description	Employee	Unrestricted General Fund			Restricted & Other Funds			Total Funds		
				Salary	Benefits	Total	Salary	Benefits	Total	Salary	Benefits	Total
4236-F&O - Maintenance	CS9690	Custodian	Santana,Isidro,Gonzalez	51,502	26,658	78,160	0	0	0	51,502	26,658	78,160
	CS9692	Custodian	Guerrero,Ricardo,V	59,229	38,072	97,301	0	0	0	59,229	38,072	97,301
	CS9693	Custodian	Hinojosa,Jose,J	48,865	41,975	90,840	0	0	0	48,865	41,975	90,840
	CS9694	Custodian	Limon,Sergio,M	70,612	49,083	119,695	0	0	0	70,612	49,083	119,695
	CS9695	Custodian	Rodriguez Mendoza,Jose,Jesus	58,891	45,410	104,301	0	0	0	58,891	45,410	104,301
	CS9696	Custodian	Contreras Hernandez,Gabriel,	50,460	35,043	85,503	0	0	0	50,460	35,043	85,503
	CS9718	Custodian	Ochoa,Jose,M	51,344	26,658	78,002	0	0	0	51,344	26,658	78,002
	CS9719	Custodian	Hunter,Ricky,	59,060	29,198	88,258	0	0	0	59,060	29,198	88,258
	CS9721	Facilities Assistant	Vacant	0	0	0	0	0	0	0	0	0
	CS9746	Lead Facilities Assist	Sanchez,Martin,	65,766	41,745	107,511	0	0	0	65,766	41,745	107,511
	CS9855	Lead Facilities Assist	Vacant	0	0	0	0	0	0	0	0	0
	CS9856	Maintenance Tech	Vacant	58,838	30,430	89,268	0	0	0	58,838	30,430	89,268
	CS9857	Maintenance Tech	Acosta Leon,Jose,	60,095	47,089	107,184	0	0	0	60,095	47,089	107,184
	CS9859	Maintenance Specialist	Tighe,Patrick,G	75,029	36,140	111,169	0	0	0	75,029	36,140	111,169
	CS9860	Maintenance Specialist	Medina,Nicolas,M	86,283	48,987	135,270	0	0	0	86,283	48,987	135,270
	CS9861	Facilities Assistant	Gonzalez,Enrique,	52,312	18,195	70,507	0	0	0	52,312	18,195	70,507
	CS9863	Facilities Assistant	Patino,Juan,	58,139	46,399	104,538	0	0	0	58,139	46,399	104,538
	CS9864	Facilities Assistant	Vacant	0	0	0	0	0	0	0	0	0
	CS9866	Facilities Assistant	Najar,Oscar,	50,563	43,143	93,706	0	0	0	50,563	43,143	93,706
	CS9900	Administrative Assistant II	Novak,Darlene,Joan	66,595	33,168	99,763	0	0	0	66,595	33,168	99,763
	MS9951	Director of Facilities	Morales,Robert,P	148,549	78,284	226,833	0	0	0	148,549	78,284	226,833
	MS9966	Custodial Supervisor	Pineda,Miguel,A	77,466	53,209	130,675	0	0	0	77,466	53,209	130,675
	MS9987	Facility Operations Manager	Broomfield,Mark,Edward	98,882	44,554	143,436	0	0	0	98,882	44,554	143,436
	MS9946	Facility Operations Manager	Vacant	67,966	42,222	110,188	0	0	0	67,966	42,222	110,188
	CS9568	Facilities Assistant, Sr	Ramirez,Servelio,P	65,806	47,086	112,892	0	0	0	65,806	47,086	112,892
	CS9569	Lead Transcript Analyst	Smith,Barbara,	86,237	45,681	131,918	0	0	0	86,237	45,681	131,918
	CS9570	Facilities Assistant, Sr	Ibarra,Jose,T	62,615	47,086	109,701	0	0	0	62,615	47,086	109,701
<b>4236-F&amp;O - Maintenance Total</b>				<b>2,368,492</b>	<b>1,479,726</b>	<b>3,848,218</b>	<b>0</b>	<b>0</b>	<b>0</b>	<b>2,368,492</b>	<b>1,479,726</b>	<b>3,848,218</b>
424-Journalism	FI9876	Professor	Principe,Darleen,L.	82,571	37,354	119,925	0	0	0	82,571	37,354	119,925
	IP9991	LTA - 10 Mo Instr	Rose,John,Thomas	61,007	31,195	92,202	0	0	0	61,007	31,195	92,202
<b>424-Journalism Total</b>				<b>143,578</b>	<b>68,549</b>	<b>212,127</b>	<b>0</b>	<b>0</b>	<b>0</b>	<b>143,578</b>	<b>68,549</b>	<b>212,127</b>
4254-Parking Program	CS9769	Campus Safety Officer	Lombardo,Marco,	30,794	15,698	46,492	30,794	15,698	46,492	61,587	31,396	92,983
<b>4254-Parking Program Total</b>				<b>30,794</b>	<b>15,698</b>	<b>46,492</b>	<b>30,794</b>	<b>15,698</b>	<b>46,492</b>	<b>61,587</b>	<b>31,396</b>	<b>92,983</b>
4263-Telephone	CS9731	Network Specialist	Miller,Christian,D	111,461	64,852	176,313	0	0	0	111,461	64,852	176,313
<b>4263-Telephone Total</b>				<b>111,461</b>	<b>64,852</b>	<b>176,313</b>	<b>0</b>	<b>0</b>	<b>0</b>	<b>111,461</b>	<b>64,852</b>	<b>176,313</b>
4266-Purchasing	CS9616	Administrative Assistant II	Felix,Jesse,Scott	75,248	36,129	111,377	0	0	0	75,248	36,129	111,377
	CS9834	Warehouse Assistant	Whitham,Michael,J	66,625	23,052	89,677	0	0	0	66,625	23,052	89,677
	CS9836	Warehouse Assistant	Montoya,David,Martin	54,833	19,082	73,915	0	0	0	54,833	19,082	73,915
	MS9931	Manager, Purchasing & Ware	Garnica,Ruie,Artena	87,005	40,364	127,369	0	0	0	87,005	40,364	127,369
<b>4266-Purchasing Total</b>				<b>283,711</b>	<b>118,627</b>	<b>402,338</b>	<b>0</b>	<b>0</b>	<b>0</b>	<b>283,711</b>	<b>118,627</b>	<b>402,338</b>
4272-Information and Mail Services	CS9702	PABX Oper/Recpt	Leichsenring,John,Herman	28,215	10,018	38,233	0	0	0	28,215	10,018	38,233
	CS9743	PABX Oper/Recpt	Herrera,Maria,Yanette	25,495	9,057	34,552	0	0	0	25,495	9,057	34,552
	CS9744	PABX Oper/Recpt	Long,Cindy,Wong	53,084	37,274	90,358	0	0	0	53,084	37,274	90,358
<b>4272-Information and Mail Services Total</b>				<b>106,794</b>	<b>56,349</b>	<b>163,143</b>	<b>0</b>	<b>0</b>	<b>0</b>	<b>106,794</b>	<b>56,349</b>	<b>163,143</b>
4280-V.P. of Business Services	CF9992	Administrative Asst III/Conf	Thierjung,Alexandra,Davis Forbes	88,675	55,729	144,404	0	0	0	88,675	55,729	144,404
	MS9971	VP - Business Services	Maas,Lyndsay,M	189,695	92,704	282,399	0	0	0	189,695	92,704	282,399
<b>4280-V.P. of Business Services Total</b>				<b>278,370</b>	<b>148,433</b>	<b>426,803</b>	<b>0</b>	<b>0</b>	<b>0</b>	<b>278,370</b>	<b>148,433</b>	<b>426,803</b>
4290-Orfalea Early Learning Center	C99996	Teacher- Preschool	Self,Jessica,Lorraine	0	0	0	60,807	47,327	108,134	60,807	47,327	108,134
	CC9999	Head Instructor	Binder,Alyssa,G	0	0	0	74,855	35,596	110,451	74,855	35,596	110,451
	CE9975	Teacher - Preschool	Hernandez,Fabiola,	0	0	0	66,645	41,066	107,711	66,645	41,066	107,711
	EE9964	Dir. Children's Center 11 mo	Rizo,Elisabeth,B	0	0	0	91,615	39,409	131,024	91,615	39,409	131,024
	IE9963	Teacher- Preschool	Genova,Tanya,Petrova	0	0	0	53,395	18,399	71,794	53,395	18,399	71,794
	IP9976	Teacher- Preschool	Zermeno,Kimberly,Renee	0	0	0	60,798	47,334	108,132	60,798	47,334	108,132

**Santa Barbara City College  
2022-23  
Unrestricted General Funds and Other Funds  
Budgeted Positions**

**"Permanent" Budgeted Positions**

Department	Position Number	Position Description	Employee	Unrestricted General Fund			Restricted & Other Funds			Total Funds		
				Salary	Benefits	Total	Salary	Benefits	Total	Salary	Benefits	Total
<b>4290-Orfaea Early Learning Center Total</b>				<b>0</b>	<b>0</b>	<b>0</b>	<b>408,115</b>	<b>229,131</b>	<b>637,246</b>	<b>408,115</b>	<b>229,131</b>	<b>637,246</b>
4330-Community Services Office	C99940	Special Event Coordinator	Guthrie,Annie,Cohen	0	0	0	66,053	32,978	99,031	66,053	32,978	99,031
<b>4330-Community Services Office Total</b>				<b>0</b>	<b>0</b>	<b>0</b>	<b>66,053</b>	<b>32,978</b>	<b>99,031</b>	<b>66,053</b>	<b>32,978</b>	<b>99,031</b>
4501-Food Services Administration	CP9972	Accounting Tech I	Rangel,Alejandra,	64,493	0	64,493	0	0	0	64,493	0	64,493
	CS9983	Administrative Assistant II	Alvarez,Sarah,Alena	35,714	21,577	57,290	35,714	21,577	57,290	71,427	43,153	114,580
<b>4501-Food Services Administration Total</b>				<b>100,207</b>	<b>21,577</b>	<b>121,783</b>	<b>35,714</b>	<b>21,577</b>	<b>57,290</b>	<b>135,920</b>	<b>43,153</b>	<b>179,073</b>
4503-East Campus Cafeteria	C99964	Food Services Asst	Rojas,Efren,Sanchez	0	0	0	40,110	40,041	80,151	40,110	40,041	80,151
	C99981	Food Services Asst	Jimenez Jimenez,Antonio,	0	0	0	40,110	40,041	80,151	40,110	40,041	80,151
	CP9996	Food Services Assistant	Trejo,Robert,	0	0	0	43,663	33,410	77,073	43,663	33,410	77,073
	CS9813	Food Service Facility Operator	Valladares,Enrique,L	0	0	0	71,364	34,847	106,211	71,364	34,847	106,211
<b>4503-East Campus Cafeteria Total</b>				<b>0</b>	<b>0</b>	<b>0</b>	<b>195,247</b>	<b>148,339</b>	<b>343,586</b>	<b>195,247</b>	<b>148,339</b>	<b>343,586</b>
4514-West Campus Cafeteria	C99963	Food Services Asst	Segoviano Salas,Fernando,	0	0	0	40,110	23,829	63,939	40,110	23,829	63,939
	CP9990	Food Services Assistant	Mercado,Joseph,Richard	0	0	0	40,110	23,829	63,939	40,110	23,829	63,939
	CP9993	Food Services Assistant	Morihisa,Don,S	0	0	0	44,121	25,244	69,365	44,121	25,244	69,365
<b>4514-West Campus Cafeteria Total</b>				<b>0</b>	<b>0</b>	<b>0</b>	<b>124,341</b>	<b>72,902</b>	<b>197,243</b>	<b>124,341</b>	<b>72,902</b>	<b>197,243</b>
4606-Human Resources Operations	C99937	Human Resources Tech II	Kasowski,Amitty,Janet	65,069	32,631	97,700	0	0	0	65,069	32,631	97,700
	C99976	Human Resources Tech II	Miguel,Gordon,Anthony	64,535	32,491	97,026	0	0	0	64,535	32,491	97,026
	CF9988	Human Resources Tech III-Conf	Remacle,Sharon,A	99,363	43,164	142,527	0	0	0	99,363	43,164	142,527
	CF9991	Administrative Asst III/Conf	Lopez,Diana,	73,834	34,616	108,450	0	0	0	73,834	34,616	108,450
	CF9995	Human Resources Tech III-Conf	Jones,Perla,R	89,871	55,833	145,704	0	0	0	89,871	55,833	145,704
	CF9999	Human Resources Tech II - Conf	Dixon,M,Glenn	71,187	33,765	104,952	0	0	0	71,187	33,765	104,952
	CS9621	Senior Office Assistant	Eckert,Candace,M	55,763	38,216	93,979	0	0	0	55,763	38,216	93,979
	CS9624	Human Resources Tech III	Decierdo,Lisa,Yvette	81,146	47,171	128,317	0	0	0	81,146	47,171	128,317
	MS9914	Risk Manager	Betty,Adrienne,A	92,356	42,254	134,610	0	0	0	92,356	42,254	134,610
	MS9930	Human Resources Manager	Lewis,Deneatrice,A	133,279	65,557	198,836	0	0	0	133,279	65,557	198,836
	MS9972	VP - Human Resources	Shanahan,Michael,W	189,116	61,150	250,266	0	0	0	189,116	61,150	250,266
<b>4606-Human Resources Operations Total</b>				<b>1,015,519</b>	<b>486,848</b>	<b>1,502,367</b>	<b>0</b>	<b>0</b>	<b>0</b>	<b>1,015,519</b>	<b>486,848</b>	<b>1,502,367</b>
4630-Executive Office Staff	CF9987	Administrative Assist III/Conf	Kelly,Paulmena,D	87,487	55,393	142,880	0	0	0	87,487	55,393	142,880
	ED9967	InterimSuperintendent/President	Murillo,Kindred,I	335,490	76,746	412,236	0	0	0	335,490	76,746	412,236
	MS9960	Exec Asst - President/Board	Vacant	72,897	43,939	116,836	0	0	0	72,897	43,939	116,836
<b>4630-Executive Office Staff Total</b>				<b>495,874</b>	<b>176,078</b>	<b>671,952</b>	<b>0</b>	<b>0</b>	<b>0</b>	<b>495,874</b>	<b>176,078</b>	<b>671,952</b>
4650-Information Technology Division	CS9759	Administrative Assistant III	Lopez,Lisa,	90,444	49,747	140,191	0	0	0	90,444	49,747	140,191
	MS9921	Executive Director-IT	Neveins,Dean,I	188,427	68,098	256,525	0	0	0	188,427	68,098	256,525
<b>4650-Information Technology Division Total</b>				<b>278,871</b>	<b>117,845</b>	<b>396,716</b>	<b>0</b>	<b>0</b>	<b>0</b>	<b>278,871</b>	<b>117,845</b>	<b>396,716</b>
4653-Network and Communications	CS9602	Network Specialist	Lanei,Devin,	107,745	47,674	155,419	0	0	0	107,745	47,674	155,419
	CS9826	Network Specialist	Jones,Olga,Lee	112,462	48,640	161,102	0	0	0	112,462	48,640	161,102
	CS9917	Network Specialist	Lovelace,Brandon,C	110,461	57,514	167,975	0	0	0	110,461	57,514	167,975
<b>4653-Network and Communications Total</b>				<b>330,668</b>	<b>153,828</b>	<b>484,496</b>	<b>0</b>	<b>0</b>	<b>0</b>	<b>330,668</b>	<b>153,828</b>	<b>484,496</b>
4655-Technology Support	C99948	Technology Services Specialist	Vranish,Luke,Ulysses	89,190	41,139	130,329	0	0	0	89,190	41,139	130,329
	CS9633	Technology Services Specialist	Egglie,Peter,James	86,189	55,861	142,050	0	0	0	86,189	55,861	142,050
	CS9710	Technical Services Spec	Fails,Orin,Wayne	96,053	59,771	155,824	0	0	0	96,053	59,771	155,824
	CS9827	Technical Services Spec	Thornell,Jason,S	110,961	57,514	168,475	0	0	0	110,961	57,514	168,475
	CS9828	Technical Services Spec	Auchincloss,Elizabeth,E	112,462	48,640	161,102	0	0	0	112,462	48,640	161,102
	CS9919	Technology Services Specialist	Butson,Robert,Jerome	100,150	0	100,150	0	0	0	100,150	0	100,150
	MS9953	Dir-Info Tech User Services	Clark,James,A	154,965	80,457	235,422	0	0	0	154,965	80,457	235,422
<b>4655-Technology Support Total</b>				<b>749,970</b>	<b>343,382</b>	<b>1,093,352</b>	<b>0</b>	<b>0</b>	<b>0</b>	<b>749,970</b>	<b>343,382</b>	<b>1,093,352</b>
4658-Assessment, Research & Planning	C99972	Research & Assessment Analyst	Oldendick,Nicole,M	0	0	0	76,912	27,487	104,399	76,912	27,487	104,399
	CS9701	Research & Assessment Analyst	Rogers,Melanie,	100,469	61,153	161,622	0	0	0	100,469	61,153	161,622
	CS9950	Sr Research Data Warehouse Spe	Morris,Jordan,C	116,956	66,707	183,663	0	0	0	116,956	66,707	183,663
	MS9949	Senior Director, Institutional Assessment,	Reisz,Z,	136,004	65,447	201,451	0	0	0	136,004	65,447	201,451
<b>4658-Assessment, Research &amp; Planning Total</b>				<b>353,429</b>	<b>193,307</b>	<b>546,736</b>	<b>76,912</b>	<b>27,487</b>	<b>104,399</b>	<b>430,341</b>	<b>220,794</b>	<b>651,135</b>
4659-Administrative Systems	CS9592	Technical Services Spec	Vacant	105,658	63,151	168,809	0	0	0	105,658	63,151	168,809
	CS9612	Info Syst Spec	Navon,Shimon,Meir	95,655	51,863	147,518	0	0	0	95,655	51,863	147,518

**Santa Barbara City College  
2022-23  
Unrestricted General Funds and Other Funds  
Budgeted Positions**

**"Permanent" Budgeted Positions**

Department	Position Number	Position Description	Employee	Unrestricted General Fund			Restricted & Other Funds			Total Funds		
				Salary	Benefits	Total	Salary	Benefits	Total	Salary	Benefits	Total
4659-Administrative Systems	CS9658	Database Administrator	Kennedy,Scott,M	134,312	46,912	181,224	0	0	0	134,312	46,912	181,224
	CS9791	Infor Systems Spec	Ghens,Michael,S	123,964	52,699	176,663	0	0	0	123,964	52,699	176,663
	CS9800	Info Syst Spec	Wann,Zane,A	116,956	67,139	184,095	0	0	0	116,956	67,139	184,095
	CS9953	Info Syst Spec	Pichardo,Arturo,V	95,655	51,863	147,518	0	0	0	95,655	51,863	147,518
	CS9955	Info Syst Spec	Irving,Shaymas,Michael	111,387	39,643	151,030	0	0	0	111,387	39,643	151,030
	CS9956	Info Syst Spec	Carter,Philip,B	128,095	63,734	191,829	0	0	0	128,095	63,734	191,829
	MS9926	Director-IT	Applebay,Thomas,	125,493	62,259	187,752	0	0	0	125,493	62,259	187,752
<b>4659-Administrative Systems Total</b>				<b>1,037,175</b>	<b>499,263</b>	<b>1,536,438</b>	<b>0</b>	<b>0</b>	<b>0</b>	<b>1,037,175</b>	<b>499,263</b>	<b>1,536,438</b>
4806-Admissions & Records	C99951	Transcript Analyst	Mares,Elizabeth,	67,017	33,319	100,336	0	0	0	67,017	33,319	100,336
	C99973	Transcript Analyst	Vacant	0	0	0	72,632	44,170	116,802	72,632	44,170	116,802
	C99987	Degree Analyst	Neal,Amanda,E	78,780	46,337	125,117	0	0	0	78,780	46,337	125,117
	C99988	Admissions & Records Tech, Sr	Ruiz,Rosa,Isabel	73,958	44,283	118,241	0	0	0	73,958	44,283	118,241
	C99999	Admissions & Records Tech	Vacant	61,303	47,510	108,813	0	0	0	61,303	47,510	108,813
	CS9609	Lead Transcript Analyst	Giles,Elizabeth,Rebecca	0	0	0	80,790	47,047	127,837	80,790	47,047	127,837
	CS9761	Admissions & Records Tech	Whitham,Aida,E	70,825	43,351	114,176	0	0	0	70,825	43,351	114,176
	CS9762	Admissions & Records Tech	Waalder,Blanca,I	70,825	50,680	121,505	0	0	0	70,825	50,680	121,505
	CS9763	Admissions & Records Tech	Vacant	52,903	36,976	89,879	0	0	0	52,903	36,976	89,879
	CS9764	Admissions & Records Tech	Trujillo,Jorge,	64,666	32,487	97,153	0	0	0	64,666	32,487	97,153
	CS9766	Admissions & Records Tech	Hernandez,Kyle,Ryan	61,587	31,396	92,983	0	0	0	61,587	31,396	92,983
	CS9796	Admissions & Records Tech, Sr	Hill,Akil,A	73,266	35,517	108,783	0	0	0	73,266	35,517	108,783
	CS9802	Transcript Analyst	Louie,Nicole,Y	75,029	36,140	111,169	0	0	0	75,029	36,140	111,169
	MS9940	Director, Admissions & Records	Medel,Michael,L	142,590	75,577	218,167	0	0	0	142,590	75,577	218,167
	MS9973	Admissions & Records Supv	Contreras,Angelica,Arce	101,167	61,483	162,650	0	0	0	101,167	61,483	162,650
<b>4806-Admissions &amp; Records Total</b>				<b>993,916</b>	<b>575,056</b>	<b>1,568,972</b>	<b>153,422</b>	<b>91,217</b>	<b>244,639</b>	<b>1,147,338</b>	<b>666,273</b>	<b>1,813,611</b>
4810-Director of Athletics	ED9961	Director of Athletics	Hansten,LaDeane,R	138,391	5,441	143,832	0	0	0	138,391	5,441	143,832
<b>4810-Director of Athletics Total</b>				<b>138,391</b>	<b>5,441</b>	<b>143,832</b>	<b>0</b>	<b>0</b>	<b>0</b>	<b>138,391</b>	<b>5,441</b>	<b>143,832</b>
4814-Campus Store	CS9747	Accountant	Rogers,Cynthia,L	0	0	0	84,830	39,597	124,427	84,830	39,597	124,427
	CS9803	Warehouse Assistant	Zurita,Mariel,	0	0	0	57,390	19,970	77,360	57,390	19,970	77,360
	CS9835	Warehouse Assistant	Talbot,Gregory,W	0	0	0	53,084	28,400	81,484	53,084	28,400	81,484
	CS9881	Accounting Tech II	Escamilla,Maria,Guadalupe	0	0	0	61,587	47,608	109,195	61,587	47,608	109,195
	CS9969	Buyer	Zolezzi,Mark,W	0	0	0	66,325	41,948	108,273	66,325	41,948	108,273
	CS9970	Buyer	Olguin,Melanie,Anne	0	0	0	70,641	50,449	121,090	70,641	50,449	121,090
	CS9972	Bookstore Textbook Coord	Yuen,Peter,James	0	0	0	73,208	35,497	108,705	73,208	35,497	108,705
	CS9973	Bookstore Merchandise Coord	Mendoza,Toni,A	0	0	0	84,189	48,249	132,438	84,189	48,249	132,438
	CS9974	Bookstore Assistant	Ochoa,Pablo,Ramirez	0	0	0	54,697	28,797	83,494	54,697	28,797	83,494
	MS9997	Dir-Campus Store & Sat Oper	Miller,Paul,Jay	0	0	0	129,173	71,447	200,620	129,173	71,447	200,620
	<b>4814-Campus Store Total</b>				<b>0</b>	<b>0</b>	<b>0</b>	<b>735,124</b>	<b>411,962</b>	<b>1,147,086</b>	<b>735,124</b>	<b>411,962</b>
4826-Career Center	C99938	Internship Coord/Job Placmt Sp	Maguire,Christina,Julianne	0	0	0	69,330	43,009	112,339	69,330	43,009	112,339
	C99991	Worksite Coordinator	Vacant	73,708	44,371	118,079	0	0	0	73,708	44,371	118,079
	FN9927	Assoc Prof/Cnslr/Dir	Phillips,Christopher,M	126,731	52,214	178,945	0	0	0	126,731	52,214	178,945
<b>4826-Career Center Total</b>				<b>200,439</b>	<b>96,585</b>	<b>297,024</b>	<b>69,330</b>	<b>43,009</b>	<b>112,339</b>	<b>269,769</b>	<b>139,594</b>	<b>409,363</b>
4830-Counseling	C99939	Academic Counseling Technician	Vacant	52,903	36,976	89,879	0	0	0	52,903	36,976	89,879
	CS9893	Administrative Assistant II	Tapia,Josephine,C	82,891	38,653	121,544	0	0	0	82,891	38,653	121,544
	FN9887	Asst Prof/Counselor 20XDYS	Gil,Andrew,Raul	0	0	0	90,700	30,331	121,031	90,700	30,331	121,031
	FN9890	Assistant Professor/Counselor	Celmayster,Cosima,R	0	0	0	115,339	41,903	157,242	115,339	41,903	157,242
	FN9892	Assis Professor/Counselor 20XDY	Hamilton,Jennifer,A	0	0	0	109,010	50,711	159,721	109,010	50,711	159,721
	FN9893	Assistant Pro/Counselor 20XDYS	Graham,Joann,N	0	0	0	102,281	41,844	144,125	102,281	41,844	144,125
	FN9894	Instructor/Counselor 20XDYS	Griggs,Jamie,L	0	0	0	109,505	47,955	157,460	109,505	47,955	157,460
	FN9895	Assistant Professor/Counselor	Barajas,Sabrina,	0	0	0	115,876	49,241	165,117	115,876	49,241	165,117
	FN9896	Instructor/Counselor 20XDYS	Hartley,Sara,M	0	0	0	115,365	49,182	164,547	115,365	49,182	164,547
	FN9908	Associate Professor/Counselor	Rivero,Carmen,M	142,950	29,604	172,554	0	0	0	142,950	29,604	172,554
	FN9909	Professor/Counselor	Perez,Sergio,R	130,844	55,652	186,496	0	0	0	130,844	55,652	186,496
	FN9912	Assist. Pro./Acad. Counselor	Aguirre-Fuentes,Lydia,L	0	0	0	118,075	49,741	167,816	118,075	49,741	167,816

**Santa Barbara City College  
2022-23  
Unrestricted General Funds and Other Funds  
Budgeted Positions**

"Permanent" Budgeted Positions

Department	Position Number	Position Description	Employee	Unrestricted General Fund			Restricted & Other Funds			Total Funds		
				Salary	Benefits	Total	Salary	Benefits	Total	Salary	Benefits	Total
4830-Counseling	FN9942	Associate Professor/Counselor	Taylor, Kimberly,G	118,056	43,002	161,058	0	0	0	118,056	43,002	161,058
	FN9974	Assist.Prof./Counselor	Grant,Christine,O	122,174	51,044	173,218	0	0	0	122,174	51,044	173,218
	FN9986	Professor/Counselor	Peters,Wendy,C	143,840	55,755	199,595	0	0	0	143,840	55,755	199,595
	FN9987	Professor/Counselor	Morales,Maria,J	141,364	55,193	196,557	0	0	0	141,364	55,193	196,557
	FN9998	Assistant Professor Counselor	Schuyler,Gwyer,L	141,044	54,492	195,536	0	0	0	141,044	54,492	195,536
	FN9999	Associate Professor/Counselor	Castro,Laura,	68,168	23,160	91,328	68,168	23,160	91,328	136,335	46,320	182,655
	MS9915	Academic Counseling Cntr Super	Vacant	0	0	0	84,481	39,476	123,957	84,481	39,476	123,957
<b>4830-Counseling Total</b>				<b>1,144,234</b>	<b>443,531</b>	<b>1,587,765</b>	<b>1,028,800</b>	<b>423,544</b>	<b>1,452,344</b>	<b>2,173,033</b>	<b>867,075</b>	<b>3,040,108</b>
4834-EOPS	C99984	Student Program Advisor	Lomeli,Christina,	40,815	27,147	67,962	40,815	27,147	67,962	81,629	54,294	135,923
	CS9618	EOPS Technician	Marin Juarez,Leslie,Paola	0	0	0	52,903	0	52,903	52,903	0	52,903
	CS9804	Student Program Advisor	Gomez,Noel,	44,291	20,945	65,236	36,238	17,137	53,375	80,529	38,082	118,611
	CS9843	Student Program Advisor	Lancaster,Chelsea,A	0	0	0	79,275	46,855	126,130	79,275	46,855	126,130
	CS9851	Student Program Advisor	Sanchez,Alisha,Camille	0	0	0	62,263	31,641	93,904	62,263	31,641	93,904
	CS9990	Administrative Assistant II	Baker,Timothy,Randolph	0	0	0	71,427	34,867	106,294	71,427	34,867	106,294
	ED9990	Director - EOPS/CARE	Llerena,Christina,A.	121,254	68,403	189,657	0	0	0	121,254	68,403	189,657
	FN9897	Assistant Professor/Counselor	Acosta,Camila,R	0	0	0	112,776	49,181	161,957	112,776	49,181	161,957
	FN9907	Assist. Prof./Counselor 20XDYS	Villanueva,Elias,G	0	0	0	115,854	49,741	165,595	115,854	49,741	165,595
	FN9990	Instructor/Counselor	Gil,Ruben,	114,876	49,592	164,468	0	0	0	114,876	49,592	164,468
<b>4834-EOPS Total</b>				<b>321,235</b>	<b>166,087</b>	<b>487,323</b>	<b>571,551</b>	<b>256,569</b>	<b>828,119</b>	<b>892,786</b>	<b>422,656</b>	<b>1,315,442</b>
4835-Foster & Kinship Care Education	MS9968	Foster Care Ed Coord	Osterhage,Judith,A	25,165	10,194	35,359	75,494	30,581	106,076	100,659	40,775	141,434
<b>4835-Foster &amp; Kinship Care Education Total</b>				<b>25,165</b>	<b>10,194</b>	<b>35,359</b>	<b>75,494</b>	<b>30,581</b>	<b>106,076</b>	<b>100,659</b>	<b>40,775</b>	<b>141,434</b>
4838-Financial Aid	CS9596	Financial Aid Tech	Perez,Leslie,	51,823	27,718	79,541	0	0	0	51,823	27,718	79,541
	CS9646	Student Program Advisor	Chavez,Elsa,	59,566	28,398	87,964	14,892	7,099	21,991	74,458	35,497	109,955
	CS9671	Student Program Advisor	Karalis,Valdas,D	73,208	35,497	108,705	0	0	0	73,208	35,497	108,705
	CS9768	Financial Aid Tech	Vacant	0	0	0	56,954	38,619	95,573	56,954	38,619	95,573
	CS9847	Student Program Advisor	Cardenas,Moisés,	73,708	51,277	124,985	0	0	0	73,708	51,277	124,985
	CS9848	Student Program Advisor	Saragosa,Mary,V	84,189	48,249	132,438	0	0	0	84,189	48,249	132,438
	CS9849	Student Program Advisor	Garcia,Yesenia,	0	0	0	77,618	53,002	130,620	77,618	53,002	130,620
	CS9850	Student Program Advisor	Louie,Agatha,C	0	0	0	80,529	38,670	119,199	80,529	38,670	119,199
	CS9959	Financial Aid Tech	Aldenderfer,Walter,Bryce	0	0	0	61,587	31,222	92,809	61,587	31,222	92,809
	CS9960	Financial Aid Tech	Ortega,Megan,Marie	0	0	0	51,390	27,800	79,190	51,390	27,800	79,190
	CS9961	Financial Aid Specialist	Hurtado Gonzalez,Lizbeth,	0	0	0	64,118	48,508	112,626	64,118	48,508	112,626
	MS9913	Interim Director-Financial Aid	Hurley,Patricia,A	74,978	365	75,343	0	0	0	74,978	365	75,343
	MS9993	Dir - Financial Aid	Goldberg,Maureen,McRae	129,173	63,309	192,482	0	0	0	129,173	63,309	192,482
<b>4838-Financial Aid Total</b>				<b>546,645</b>	<b>254,813</b>	<b>801,458</b>	<b>407,088</b>	<b>244,920</b>	<b>652,008</b>	<b>953,733</b>	<b>499,733</b>	<b>1,453,466</b>
4842-Health Services	C99958	Student Program Advisor	Bean,Rebecca,Locker	0	0	0	63,883	41,087	104,970	63,883	41,087	104,970
	CE9656	Std Health Nurse Prac-PA	Scherlis,Brenda,Ann	0	0	0	109,777	48,391	158,168	109,777	48,391	158,168
	CP9974	Wellness Prog Nurse	Sila,Mary,Elizabeth	0	0	0	44,585	25,404	69,989	44,585	25,404	69,989
	CP9991	Senior Office Assistant	Ortiz,Angela,Michelle	0	0	0	53,108	28,408	81,516	53,108	28,408	81,516
	ED9946	Director- Student Health & Well	Wilk,Erik,Joseph	0	0	0	121,183	53,481	174,664	121,183	53,481	174,664
	FN9888	Assistant Prof/Counselor20XDYS	Peters,Lacey,Johnson	102,546	49,241	151,787	0	0	0	102,546	49,241	151,787
	FN9988	Associate Professor/Counselor	Bostwick,Alyson,H	129,332	55,335	184,667	0	0	0	129,332	55,335	184,667
<b>4842-Health Services Total</b>				<b>231,878</b>	<b>104,576</b>	<b>336,454</b>	<b>392,536</b>	<b>196,771</b>	<b>589,307</b>	<b>624,414</b>	<b>301,347</b>	<b>925,761</b>
4846-International Student Program	C99945	International Outreach & Admis	Vacant	52,903	37,210	90,113	0	0	0	52,903	37,210	90,113
	CS9661	International Student Advisor	Cruz,Miguel,Angel	66,056	41,557	107,613	0	0	0	66,056	41,557	107,613
	CS9670	International Student Adv, Sr	Santillan,Rose Mary,	94,909	42,479	137,388	0	0	0	94,909	42,479	137,388
	CS9794	International Student Advisor	Eggertsen,Jennifer,A	85,098	48,391	133,489	0	0	0	85,098	48,391	133,489
	CS9991	Administrative Assistant II	Flores,Sandra,L	82,141	54,865	137,006	0	0	0	82,141	54,865	137,006
<b>4846-International Student Program Total</b>				<b>381,107</b>	<b>224,502</b>	<b>605,609</b>	<b>0</b>	<b>0</b>	<b>0</b>	<b>381,107</b>	<b>224,502</b>	<b>605,609</b>
4854-Enrollment Services	C99943	Student Success Coord	Renteria,Kristy,L	0	0	0	80,790	38,177	118,967	80,790	38,177	118,967
	C99944	Student Success Coord	Stein,Elizabeth,A	82,059	47,409	129,468	0	0	0	82,059	47,409	129,468
	C99950	Student Success Coord	Huerta,MaryLou,	80,790	47,041	127,831	0	0	0	80,790	47,041	127,831
	CS9645	Student Program Advisor	Almanza,Francisco,J	0	0	0	79,525	37,549	117,074	79,525	37,549	117,074



**Santa Barbara City College  
2022-23  
Unrestricted General Funds and Other Funds  
Budgeted Positions**

**"Permanent" Budgeted Positions**

Department	Position Number	Position Description	Employee	Unrestricted General Fund			Restricted & Other Funds			Total Funds		
				Salary	Benefits	Total	Salary	Benefits	Total	Salary	Benefits	Total
4854-Enrollment Services	CS9663	Assessment Specialist	Aguilera,Argelia,G	77,941	27,265	105,206	0	0	0	77,941	27,265	105,206
	CS9979	Assessment Coordinator	Volle,Sara,R	85,580	39,597	125,177	0	0	0	85,580	39,597	125,177
	MS9958	Director, Enroll & Reten Servi	Pelton,Vanessa,E	118,472	59,686	178,158	0	0	0	118,472	59,686	178,158
<b>4854-Enrollment Services Total</b>				<b>444,842</b>	<b>220,998</b>	<b>665,840</b>	<b>160,315</b>	<b>75,726</b>	<b>236,041</b>	<b>605,157</b>	<b>296,724</b>	<b>901,881</b>
4858-Campus Safety	C99947	Lock System Specialist	Cox,Eric,Dean	91,019	50,659	141,678	0	0	0	91,019	50,659	141,678
	CS9595	Campus Safety Coordinator	Valenzuela,Lorraine	46,455	29,329	75,784	46,455	29,329	75,784	92,909	58,658	151,567
	CS9664	Campus Safety Officer	Lemus,Michael,Joseph	26,683	13,922	40,605	26,683	13,922	40,605	53,366	27,843	81,209
	CS9770	Senior Campus Safety Officer	Armstrong,Craig,C	37,645	17,749	55,394	37,645	17,749	55,394	75,290	35,497	110,787
	CS9771	Senior Campus Safety Officer	Parra,Daniel,David	35,373	25,422	60,795	35,373	25,422	60,795	70,746	50,843	121,589
	MS9927	Manager,Security & Safety	Cokeley,Rayce,J	108,831	64,094	172,925	0	0	0	108,831	64,094	172,925
	MS9928	Director,Sec & Emerg Response	Fricke,Erik,	149,070	78,284	227,354	0	0	0	149,070	78,284	227,354
<b>4858-Campus Safety Total</b>				<b>495,076</b>	<b>279,458</b>	<b>774,533</b>	<b>146,156</b>	<b>86,421</b>	<b>232,576</b>	<b>641,231</b>	<b>365,878</b>	<b>1,007,109</b>
4859-Office of Communications	C99961	Webmaster	Lieu,Hong,Chi	98,477	53,289	151,766	0	0	0	98,477	53,289	151,766
	C99967	Marketing Communications Specialist	Jacobs,Amanda,Jean	87,491	40,540	128,031	0	0	0	87,491	40,540	128,031
	CS9722	Marketing Communications Specialist	Gill,Sally,L	98,088	44,276	142,364	0	0	0	98,088	44,276	142,364
	CS9752	Administrative Assistant II	Mathieson,Kirsten,Ann	71,427	34,867	106,294	0	0	0	71,427	34,867	106,294
	MS9937	Executive Director, Public Affairs and Com	Swanson,Martha,Ann	156,597	73,785	230,382	0	0	0	156,597	73,785	230,382
<b>4859-Office of Communications Total</b>				<b>512,080</b>	<b>246,757</b>	<b>758,837</b>	<b>0</b>	<b>0</b>	<b>0</b>	<b>512,080</b>	<b>246,757</b>	<b>758,837</b>
4860-Scheduling Office	CS9619	Catalog/Schedule Specialist	Early,Charlotte,Luise	73,208	51,709	124,917	0	0	0	73,208	51,709	124,917
	CS9666	Catalog/Schedule Specialist	Castillo,Rosa,M	80,529	38,082	118,611	0	0	0	80,529	38,082	118,611
	CS9967	Catalog/Schedule Specialist	Bryant,Victor,L	76,868	51,982	128,850	0	0	0	76,868	51,982	128,850
<b>4860-Scheduling Office Total</b>				<b>230,605</b>	<b>141,773</b>	<b>372,378</b>	<b>0</b>	<b>0</b>	<b>0</b>	<b>230,605</b>	<b>141,773</b>	<b>372,378</b>
4862-Office of Student Life	CS9853	Student Program Advisor	Collins,Amy,L	84,439	55,587	140,026	0	0	0	84,439	55,587	140,026
<b>4862-Office of Student Life Total</b>				<b>84,439</b>	<b>55,587</b>	<b>140,026</b>	<b>0</b>	<b>0</b>	<b>0</b>	<b>84,439</b>	<b>55,587</b>	<b>140,026</b>
4866-Associate Dean-DSPS/Student Support	CS9981	Administrative Assistant II	Gyll,Catherine,C	78,570	46,265	124,835	0	0	0	78,570	46,265	124,835
	ED9972	Associate Dean	Johnson,Christopher,K	149,490	59,170	208,660	0	0	0	149,490	59,170	208,660
<b>4866-Associate Dean-DSPS/Student Support Total</b>				<b>228,060</b>	<b>105,435</b>	<b>333,495</b>	<b>0</b>	<b>0</b>	<b>0</b>	<b>228,060</b>	<b>105,435</b>	<b>333,495</b>
4870-Articulation	CS9735	Articulation/Cert Specialist	Schwarberg,Lisa,Kay	82,367	47,334	129,701	0	0	0	82,367	47,334	129,701
<b>4870-Articulation Total</b>				<b>82,367</b>	<b>47,334</b>	<b>129,701</b>	<b>0</b>	<b>0</b>	<b>0</b>	<b>82,367</b>	<b>47,334</b>	<b>129,701</b>
4874-University Transfer Center	CS9634	Student Program Advisor	Flores,Marisa,Consuelo	69,809	50,506	120,315	0	0	0	69,809	50,506	120,315
	CS9992	Administrative Assistant II	Contreras,Yolanda,V	82,141	38,653	120,794	0	0	0	82,141	38,653	120,794
	FN9891	Assistant Professor/Coun20XDYS	Barco Quinonez,Jenny Erika,M	0	0	0	109,016	34,500	143,516	109,016	34,500	143,516
<b>4874-University Transfer Center Total</b>				<b>151,950</b>	<b>89,159</b>	<b>241,109</b>	<b>109,016</b>	<b>34,500</b>	<b>143,516</b>	<b>260,966</b>	<b>123,659</b>	<b>384,625</b>
4878-Transfer Academy	FN9984	Associate Professor/Counselor	Warren,Angela,Marie	138,580	47,308	185,888	0	0	0	138,580	47,308	185,888
<b>4878-Transfer Academy Total</b>				<b>138,580</b>	<b>47,308</b>	<b>185,888</b>	<b>0</b>	<b>0</b>	<b>0</b>	<b>138,580</b>	<b>47,308</b>	<b>185,888</b>
4880-V.P. Student Affairs	ED9942	VP of Student Affairs	Arnold,Paloma,L	186,000	60,070	246,070	0	0	0	186,000	60,070	246,070
<b>4880-V.P. Student Affairs Total</b>				<b>186,000</b>	<b>60,070</b>	<b>246,070</b>	<b>0</b>	<b>0</b>	<b>0</b>	<b>186,000</b>	<b>60,070</b>	<b>246,070</b>
4886-Dean - Student Affairs	CS9997	Administrative Assistant II	Saffold,Rebecca,Marie	78,820	53,603	132,423	0	0	0	78,820	53,603	132,423
	ED9989	Dean	Vacant	190,028	69,085	259,113	0	0	0	190,028	69,085	259,113
<b>4886-Dean - Student Affairs Total</b>				<b>268,848</b>	<b>122,688</b>	<b>391,536</b>	<b>0</b>	<b>0</b>	<b>0</b>	<b>268,848</b>	<b>122,688</b>	<b>391,536</b>
4887-Veterans Support Services	CS9841	Student Program Advisor	Rasmussen,Kyle,Stewart	75,029	52,352	127,381	0	0	0	75,029	52,352	127,381
<b>4887-Veterans Support Services Total</b>				<b>75,029</b>	<b>52,352</b>	<b>127,381</b>	<b>0</b>	<b>0</b>	<b>0</b>	<b>75,029</b>	<b>52,352</b>	<b>127,381</b>
606-Arts	FI9765	Associate Professor	Dotson,Stephanie,Elizabeth	124,738	54,293	179,031	0	0	0	124,738	54,293	179,031
	FI9766	Assistant Professor	Kunz,Joy,E	120,037	45,190	165,227	0	0	0	120,037	45,190	165,227
	FI9784	Assistant Professor	Washburn,Stephanie,P	103,005	49,344	152,349	0	0	0	103,005	49,344	152,349
	FI9834	Associate Professor	Ulivo,Christopher,Ralph	110,536	51,060	161,596	0	0	0	110,536	51,060	161,596
	FI9924	Assistant Professor/Art	Ramos,Armando,	111,117	51,189	162,306	0	0	0	111,117	51,189	162,306
	IS9950	LTA	Tamony,Joseph,Daniel Wigton	75,645	52,566	128,211	0	0	0	75,645	52,566	128,211
	MS9929	Art Gallery Director	Connolly,John,C	0	0	0	76,807	45,642	122,449	76,807	45,642	122,449
<b>606-Arts Total</b>				<b>645,078</b>	<b>303,642</b>	<b>948,720</b>	<b>76,807</b>	<b>45,642</b>	<b>122,449</b>	<b>721,885</b>	<b>349,284</b>	<b>1,071,169</b>
612-Film and Media Studies	FI9612	Instructor - Film/Media	Albright,Michael,A	110,879	49,420	160,299	0	0	0	110,879	49,420	160,299
	FI9950	Professor	Stinson,Michael,E	143,729	51,274	195,003	0	0	0	143,729	51,274	195,003
	FI9986	Professor	Maestu,Nicolas,E	125,166	54,389	179,555	0	0	0	125,166	54,389	179,555

**Santa Barbara City College  
2022-23  
Unrestricted General Funds and Other Funds  
Budgeted Positions**

**"Permanent" Budgeted Positions**

Department	Position Number	Position Description	Employee	Unrestricted General Fund			Restricted & Other Funds			Total Funds			
				Salary	Benefits	Total	Salary	Benefits	Total	Salary	Benefits	Total	
<b>612-Film and Media Studies Total</b>				<b>379,774</b>	<b>155,083</b>	<b>534,857</b>	<b>0</b>	<b>0</b>	<b>0</b>	<b>0</b>	<b>379,774</b>	<b>155,083</b>	<b>534,857</b>
613-Film and TV Production	FI9651	Assistant Professor	Bieber,Curt,L	122,192	46,378	168,570	0	0	0	122,192	46,378	168,570	
	FI9664	Professor	Davega,Stephen,Wray	134,541	56,526	191,067	0	0	0	134,541	56,526	191,067	
	IS9958	Lab Tech	Yu,Chien-ei,	74,131	35,827	109,958	0	0	0	74,131	35,827	109,958	
<b>613-Film and TV Production Total</b>				<b>330,864</b>	<b>138,731</b>	<b>469,595</b>	<b>0</b>	<b>0</b>	<b>0</b>	<b>330,864</b>	<b>138,731</b>	<b>469,595</b>	
618-Multimedia Arts and Technology	FI9697	Professor	Jarabo,Alejandra,I	125,628	47,154	172,782	0	0	0	125,628	47,154	172,782	
	FI9698	Professor	Gallegos,Michael,A	131,756	55,885	187,641	0	0	0	131,756	55,885	187,641	
<b>618-Multimedia Arts and Technology Total</b>				<b>257,384</b>	<b>103,039</b>	<b>360,423</b>	<b>0</b>	<b>0</b>	<b>0</b>	<b>257,384</b>	<b>103,039</b>	<b>360,423</b>	
624-Music	FI9660	Associate Professor	Mooy,James,D	129,720	55,423	185,143	0	0	0	129,720	55,423	185,143	
	FI9782	Professor	Clark,John,W	150,398	52,102	202,500	0	0	0	150,398	52,102	202,500	
	FI9790	Professor	Heidner,Eric,C	131,756	39,673	171,429	0	0	0	131,756	39,673	171,429	
	FI9996	Professor	Kreitzer,Nathan,J	140,544	57,893	198,437	0	0	0	140,544	57,893	198,437	
	IP9979	LTA	Watson,James,A	80,248	54,196	134,444	0	0	0	80,248	54,196	134,444	
<b>624-Music Total</b>				<b>632,666</b>	<b>259,287</b>	<b>891,953</b>	<b>0</b>	<b>0</b>	<b>0</b>	<b>632,666</b>	<b>259,287</b>	<b>891,953</b>	
628-Graphic Design & Photography	FI9631	Associate Professor	Sanders,SeanteI,D	116,654	52,449	169,103	0	0	0	116,654	52,449	169,103	
	FI9832	Instructor	Van Arsdale,James,W	105,658	49,944	155,602	0	0	0	105,658	49,944	155,602	
	IP9989	Lab Tech	Kafer,David,Anthony	59,523	39,542	99,065	0	0	0	59,523	39,542	99,065	
	IS9967	Lab Tech	Hatfield,Jeffrey,Mitchell	71,427	51,079	122,506	0	0	0	71,427	51,079	122,506	
<b>628-Graphic Design &amp; Photography Total</b>				<b>353,262</b>	<b>193,014</b>	<b>546,276</b>	<b>0</b>	<b>0</b>	<b>0</b>	<b>353,262</b>	<b>193,014</b>	<b>546,276</b>	
630-Garvin Theatre	CS9903	Office Assistant, Sr	Frank,Christina,Marie	53,108	44,620	97,728	0	0	0	53,108	44,620	97,728	
	IS9956	Theatre Lighting&Sound Spec	Flynn,Jason,E	74,764	25,340	100,104	0	0	0	74,764	25,340	100,104	
	MS9984	Theatre Ops Supervisor	Lasker,Pamela,A	90,667	50,531	141,198	0	0	0	90,667	50,531	141,198	
<b>630-Garvin Theatre Total</b>				<b>218,539</b>	<b>120,491</b>	<b>339,030</b>	<b>0</b>	<b>0</b>	<b>0</b>	<b>218,539</b>	<b>120,491</b>	<b>339,030</b>	
636-Theatre Arts	FI9762	Associate Professor	Frank,Patricia,L	122,448	61,741	184,189	0	0	0	122,448	61,741	184,189	
	FI9788	Associate Professor	Laris,Katherine,E	127,876	54,998	182,874	0	0	0	127,876	54,998	182,874	
	FI9831	Associate Professor	Shaw,Pamela,J	119,525	53,102	172,627	0	0	0	119,525	53,102	172,627	
	IS9951	Theatre Stagecraft Spec	Crop,Benjamin,E	71,364	34,847	106,211	0	0	0	71,364	34,847	106,211	
<b>636-Theatre Arts Total</b>				<b>441,213</b>	<b>204,688</b>	<b>645,901</b>	<b>0</b>	<b>0</b>	<b>0</b>	<b>441,213</b>	<b>204,688</b>	<b>645,901</b>	
806-Administration/Health Tech	CS9914	Nursing Prog Supp Spec	Sakelariava,Ivena,Gueorguieva	49,747	31,188	80,935	16,582	10,396	26,978	66,329	41,584	107,913	
<b>806-Administration/Health Tech Total</b>				<b>49,747</b>	<b>31,188</b>	<b>80,935</b>	<b>16,582</b>	<b>10,396</b>	<b>26,978</b>	<b>66,329</b>	<b>41,584</b>	<b>107,913</b>	
812-School of Justice	FI9662	Assistant Professor	Saunders,David,Michael	107,839	50,440	158,279	0	0	0	107,839	50,440	158,279	
	FI9959	Associate Professor	Redding,Anne,C	130,852	48,346	179,198	0	0	0	130,852	48,346	179,198	
<b>812-School of Justice Total</b>				<b>238,691</b>	<b>98,786</b>	<b>337,477</b>	<b>0</b>	<b>0</b>	<b>0</b>	<b>238,691</b>	<b>98,786</b>	<b>337,477</b>	
813-Addictive Disorders Counseling	FI9636	Instructor	Vacant	131,296	39,572	170,868	0	0	0	131,296	39,572	170,868	
<b>813-Addictive Disorders Counseling Total</b>				<b>131,296</b>	<b>39,572</b>	<b>170,868</b>	<b>0</b>	<b>0</b>	<b>0</b>	<b>131,296</b>	<b>39,572</b>	<b>170,868</b>	
818-Associate Degree Nursing	FI9643	Assistant Professor	Gottwald,Michelle,E	109,021	43,375	152,396	0	0	0	109,021	43,375	152,396	
	FI9649	Assistant Professor	Macias,Linda,E	104,298	42,303	146,601	0	0	0	104,298	42,303	146,601	
	FI9691	Instructor	Amin,Ayman,	0	0	0	70,725	34,678	105,403	70,725	34,678	105,403	
	FI9760	Instructor	Vacant	101,882	49,082	150,964	0	0	0	101,882	49,082	150,964	
	FI9829	Assistant Professor	Sullivan,Mary,T	102,546	49,241	151,787	0	0	0	102,546	49,241	151,787	
	FI9872	Instructor	Vacant	0	0	0	87,932	38,183	126,115	87,932	38,183	126,115	
	FI9873	Instructor	Vacant	0	0	0	84,811	37,406	122,217	84,811	37,406	122,217	
	FI9953	Instructor	Vacant	90,859	20,592	111,451	0	0	0	90,859	20,592	111,451	
<b>818-Associate Degree Nursing Total</b>				<b>508,606</b>	<b>204,593</b>	<b>713,199</b>	<b>243,468</b>	<b>110,267</b>	<b>353,735</b>	<b>752,074</b>	<b>314,860</b>	<b>1,066,934</b>	
830-Cosmetology/Esthetician	CO9994	Instructor 25XDYS	Jackson,Sarah,R	104,409	30,683	135,092	0	0	0	104,409	30,683	135,092	
	CO9995	Instructor	Rosas,Griselda,	130,105	52,459	182,564	0	0	0	130,105	52,459	182,564	
	CO9996	Instructor	Puailoa,Michelle,Fry	104,726	39,557	144,283	0	0	0	104,726	39,557	144,283	
	CS9899	Administrative Assistant I	Johnson,Awanda,M	69,442	50,379	119,821	0	0	0	69,442	50,379	119,821	
<b>830-Cosmetology/Esthetician Total</b>				<b>408,682</b>	<b>173,078</b>	<b>581,760</b>	<b>0</b>	<b>0</b>	<b>0</b>	<b>408,682</b>	<b>173,078</b>	<b>581,760</b>	
842-Early Childhood Education	FI9618	Assistant Professor	Hawkins,Devona,E	108,140	43,179	151,319	0	0	0	108,140	43,179	151,319	
	FI9967	Instructor	Cooper,Helen,P	96,568	47,879	144,447	0	0	0	96,568	47,879	144,447	
	IP9982	LTA	King,Kathy,Trujillo	67,608	41,170	108,778	0	0	0	67,608	41,170	108,778	
<b>842-Early Childhood Education Total</b>				<b>272,316</b>	<b>132,228</b>	<b>404,544</b>	<b>0</b>	<b>0</b>	<b>0</b>	<b>272,316</b>	<b>132,228</b>	<b>404,544</b>	

**Santa Barbara City College  
2022-23  
Unrestricted General Funds and Other Funds  
Budgeted Positions**

**"Permanent" Budgeted Positions**

Department	Position Number	Position Description	Employee	Unrestricted General Fund			Restricted & Other Funds			Total Funds		
				Salary	Benefits	Total	Salary	Benefits	Total	Salary	Benefits	Total
848-Health Information Technologies	FI9777	Instructor	Jordan-Seay,Shirley,J	107,836	34,228	142,064	0	0	0	107,836	34,228	142,064
	FI9901	Assistant Professor	Sweeney,Shawna,S	115,932	52,292	168,224	0	0	0	115,932	52,292	168,224
	FI9911	Instructor	Williamson,Lynette,M	114,207	26,368	140,575	0	0	0	114,207	26,368	140,575
<b>848-Health Information Technologies Total</b>				<b>337,975</b>	<b>112,888</b>	<b>450,863</b>	<b>0</b>	<b>0</b>	<b>0</b>	<b>337,975</b>	<b>112,888</b>	<b>450,863</b>
854-Allied Health	IP9983	Allied Health/Nurs'g Lab Coord	Geanta,Matei,Ciprian	76,578	0	76,578	0	0	0	76,578	0	76,578
	IP9996	Allied Health/Nurs'g Lab Coord	Wagner-Callis,Sharon,M	0	0	0	69,331	365	69,696	69,331	365	69,696
<b>854-Allied Health Total</b>				<b>76,578</b>	<b>0</b>	<b>76,578</b>	<b>69,331</b>	<b>365</b>	<b>69,696</b>	<b>145,909</b>	<b>365</b>	<b>146,274</b>
860-Vocational Nursing	FI9642	Assistant Professor	Horner,Maureen,E	96,908	31,743	128,651	0	0	0	96,908	31,743	128,651
	FI9655	Professor	Strandberg,Rosette,S	137,745	57,249	194,994	0	0	0	137,745	57,249	194,994
<b>860-Vocational Nursing Total</b>				<b>234,653</b>	<b>88,992</b>	<b>323,645</b>	<b>0</b>	<b>0</b>	<b>0</b>	<b>234,653</b>	<b>88,992</b>	<b>323,645</b>
866-Medical Imaging Sciences	FI9637	Associate Professor	Oda,Bruce,K	126,992	38,592	165,584	0	0	0	126,992	38,592	165,584
	FI9708	Assistant Professor	Fonseca,Israel,	91,601	41,982	133,583	0	0	0	91,601	41,982	133,583
<b>866-Medical Imaging Sciences Total</b>				<b>218,593</b>	<b>80,574</b>	<b>299,167</b>	<b>0</b>	<b>0</b>	<b>0</b>	<b>218,593</b>	<b>80,574</b>	<b>299,167</b>
<b>Subtotal - "Permanent" Budgeted Positions</b>				<b>46,605,402</b>	<b>21,327,312</b>	<b>67,932,714</b>	<b>7,745,417</b>	<b>3,808,205</b>	<b>11,553,622</b>	<b>54,350,819</b>	<b>25,135,517</b>	<b>79,486,336</b>

**Santa Barbara City College  
2022-23  
Unrestricted General Funds and Other Funds  
Budgeted Positions**

**“Pooled/Hourly/Other Positions” Budgeted Positions**

Department	Position Number	Position Description	Employee	Unrestricted General Fund			Restricted & Other Funds			Total Funds		
				Salary	Benefits	Total	Salary	Benefits	Total	Salary	Benefits	Total
1006-Mathematics	AI9941	Instructor	Vacant	588,293	81,302	669,595	0	0	0	588,293	81,302	669,595
	FWS991	Federal Work Study	Vacant	0	0	0	0	0	0	0	0	0
	HI8763	Bsc Skills Math Inst Aid	Vacant	0	0	0	0	0	0	0	0	0
	HI8776	Student Reader	Vacant	0	0	0	0	0	0	0	0	0
	HI8959	Reader	Vacant	0	0	0	0	0	0	0	0	0
	HI9975	--	Vacant	0	0	0	0	0	0	0	0	0
	OT9996	Overtime - instructional	Vacant	0	0	0	0	0	0	0	0	0
	OV1006	Overload Instructional - LEC	Vacant	175,012	0	175,012	0	0	0	175,012	0	175,012
	SC1006	Summer Sessn Cr Adjunct - Lec	Vacant	196,430	27,147	223,577	0	0	0	196,430	27,147	223,577
	ST1006	Summer Session TLU - Lec	Vacant	244,252	0	244,252	0	0	0	244,252	0	244,252
	STP772	Bsc Skills Math Fclty Stipend	Vacant	0	0	0	0	0	0	0	0	0
	STP916	Mathematics - Oth Adj STP	Vacant	0	0	0	0	0	0	0	0	0
	STP917	Mathematics - Oth NTCC STP	Vacant	25,000	4,828	29,828	0	0	0	25,000	4,828	29,828
	STP918	Mathematics - Dept Ch STP	Vacant	30,000	5,793	35,793	0	0	0	30,000	5,793	35,793
	STP664	Math Weekend Tutoring Supervision	Vacant	0	0	0	14,801	3,199	18,000	14,801	3,199	18,000
	<b>1006-Mathematics Total</b>				<b>1,258,987</b>	<b>119,069</b>	<b>1,378,056</b>	<b>14,801</b>	<b>3,199</b>	<b>18,000</b>	<b>1,273,788</b>	<b>122,268</b>
1206-Personal Development	AI9899	Instructor	Vacant	84,802	11,720	96,522	0	0	0	84,802	11,720	96,522
	HI8773	Student Reader	Vacant	0	0	0	0	0	0	0	0	0
	HI8956	Reader	Vacant	0	0	0	0	0	0	0	0	0
	HI9974	--	Vacant	0	0	0	0	0	0	0	0	0
	OL1206	Overload Instructional - LAB	Vacant	0	0	0	0	0	0	0	0	0
	OV1206	Overload Instructional - LEC	Vacant	84,811	0	84,811	0	0	0	84,811	0	84,811
	SC1206	Summer Sessn Cr Adjunct - Lec	Vacant	33,598	4,643	38,241	0	0	0	33,598	4,643	38,241
	ST1206	Summer Session TLU - Lec	Vacant	50,874	0	50,874	0	0	0	50,874	0	50,874
	STP824	PD Coordinator Stipend	Vacant	5,600	1,081	6,681	0	0	0	5,600	1,081	6,681
	<b>1206-Personal Development Total</b>				<b>259,685</b>	<b>17,444</b>	<b>277,129</b>	<b>0</b>	<b>0</b>	<b>0</b>	<b>259,685</b>	<b>17,444</b>
1406-Athletics	AI9890	Instructor - LAB (ATHLETICS)	Vacant	170,090	23,506	193,596	0	0	0	170,090	23,506	193,596
	AI9893	Instructor/Coach	Vacant	0	0	0	0	0	0	0	0	0
	AN9983	Assistant Coach	Brooks,Zackery,Jerhon	0	0	0	0	0	0	0	0	0
	FWS990	Federal Work Study	Vacant	0	0	0	0	0	0	0	0	0
	HI8815	Foundation Intern Student	Vacant	0	0	0	0	0	0	0	0	0
	HI8916	Hourly Worker - Instructional	Vacant	15,000	1,481	16,481	0	0	0	15,000	1,481	16,481
	HI9973	Hourly Wrkr Non-Instructional	Gardea,Melissa,Anne	45,000	4,442	49,442	0	0	0	45,000	4,442	49,442
	OL1406	Overload Instructional - LAB	Vacant	107	0	107	0	0	0	107	0	107
	OT9995	Overtime - instructional	Vacant	6,000	0	6,000	0	0	0	6,000	0	6,000
	OV1406	Overload Instructional - LEC	Vacant	0	0	0	0	0	0	0	0	0
	SB1406	Summer Sessn Cr Adjunct - Lab	Vacant	0	0	0	0	0	0	0	0	0
	SC1406	Summer Sessn Cr Adjunct - Lec	Vacant	0	0	0	0	0	0	0	0	0
	ST1406	Summer Session TLU - Lec	Vacant	2,364	0	2,364	0	0	0	2,364	0	2,364
	STP828	Adj. Faculty Coaching Stipend	Vacant	51,000	7,048	58,048	0	0	0	51,000	7,048	58,048
	STP829	Reg. Faculty Coaching Stipend	Vacant	0	0	0	0	0	0	0	0	0
	STP830	Assoc. Athletics Dir. Stipend	Vacant	12,000	2,317	14,317	0	0	0	12,000	2,317	14,317
	<b>1406-Athletics Total</b>				<b>301,561</b>	<b>38,795</b>	<b>340,356</b>	<b>0</b>	<b>0</b>	<b>0</b>	<b>301,561</b>	<b>38,795</b>
1418-Physical Health Education	AI9938	Instructor - LAB (PE)	Vacant	265,657	36,714	302,371	0	0	0	265,657	36,714	302,371
	AI9939	Instructor	Vacant	242,141	33,464	275,605	0	0	0	242,141	33,464	275,605
	FWS989	Federal Work Study	Aldapa Morales,Hector,	0	0	0	0	0	0	0	0	0
	HI8774	Student Reader	Vacant	0	0	0	0	0	0	0	0	0
	HI8885	Student Worker - Instructional	Vacant	1,200	118	1,318	0	0	0	1,200	118	1,318
	HI8886	Hourly Worker - Instructional	Vacant	1,075	106	1,181	0	0	0	1,075	106	1,181
	HI8887	Hourly Worker	Vacant	11,700	1,155	12,855	0	0	0	11,700	1,155	12,855
	HI8957	Reader	Vacant	0	0	0	0	0	0	0	0	0

**Santa Barbara City College  
2022-23  
Unrestricted General Funds and Other Funds  
Budgeted Positions**

**“Pooled/Hourly/Other Positions” Budgeted Positions**

Department	Position Number	Position Description	Employee	Unrestricted General Fund			Restricted & Other Funds			Total Funds		
				Salary	Benefits	Total	Salary	Benefits	Total	Salary	Benefits	Total
1418-Physical Health Education	HI9972	--	Clark,Kelly,Ann	2,975	293	3,268	0	0	0	2,975	293	3,268
	HIRF05	HEERF- Athletics	Vacant	0	0	0	0	0	0	0	0	0
	OL1418	Overload Instructional - LAB	Vacant	48,130	0	48,130	0	0	0	48,130	0	48,130
	OV1418	Overload Instructional - LEC	Vacant	27,392	0	27,392	0	0	0	27,392	0	27,392
	SB1418	Summer Sessn Cr Adjunct - Lab	Vacant	121,881	16,844	138,725	0	0	0	121,881	16,844	138,725
	SC1418	Summer Sessn Cr Adjunct - Lec	Vacant	63,677	8,800	72,477	0	0	0	63,677	8,800	72,477
	SL1418	Summer Session TLU - Lab	Vacant	28,806	0	28,806	0	0	0	28,806	0	28,806
	ST1418	Summer Session TLU - Lec	Vacant	36,077	0	36,077	0	0	0	36,077	0	36,077
	STP910	PE/Health/Rec - Oth Adj STP	Vacant	0	0	0	0	0	0	0	0	0
	STP911	PE/Health/Rec - Oth NTCC STP	Vacant	24,500	4,731	29,231	0	0	0	24,500	4,731	29,231
	STP912	PE/Health/Rec - Dept Ch STP	Vacant	34,000	6,565	40,565	0	0	0	34,000	6,565	40,565
	STP682	PE Covid Response-Check in	Vacant	0	0	0	0	0	0	0	0	0
	<b>1418-Physical Health Education Total</b>				<b>909,211</b>	<b>108,790</b>	<b>1,018,001</b>	<b>0</b>	<b>0</b>	<b>0</b>	<b>909,211</b>	<b>108,790</b>
1600-Biological Sciences Enviro St	AI9936	Instructor - LAB (BIOL)	Vacant	121,142	16,742	137,884	0	0	0	121,142	16,742	137,884
	AI9937	Instructor	Vacant	141,133	19,505	160,638	0	0	0	141,133	19,505	160,638
	FWS935	Federal Work Study	Vacant	0	0	0	0	0	0	0	0	0
	HI8788	Student Reader	Vacant	0	0	0	0	0	0	0	0	0
	HI8820	Foundation Intern Student	Vacant	0	0	0	0	0	0	0	0	0
	HI8848	Student Wrkr - Ctr for Sustain	Vacant	0	0	0	0	0	0	0	0	0
	HI8863	Hourly Worker	Forster,Jack,Rassulo	0	0	0	0	0	0	0	0	0
	HI8912	Hourly Worker	Vacant	7,125	704	7,829	0	0	0	7,125	704	7,829
	HI8913	Hourly Worker - Instructional	Vacant	12,575	1,241	13,816	0	0	0	12,575	1,241	13,816
	HI8938	--	Li,Isabel,Youfang	0	0	0	1,819	181	2,000	1,819	181	2,000
	HI8972	Reader	Vacant	0	0	0	0	0	0	0	0	0
	HI9971	--	Vacant	0	0	0	0	0	0	0	0	0
	OL1600	Overload Instructional - LAB	Vacant	65,765	0	65,765	0	0	0	65,765	0	65,765
	OV1600	Overload Instructional - LEC	Vacant	93,732	0	93,732	0	0	0	93,732	0	93,732
	SB1600	Summer Sessn Cr Adjunct - Lab	Vacant	38,803	5,363	44,166	0	0	0	38,803	5,363	44,166
	SC1600	Summer Sessn Cr Adjunct - Lec	Vacant	28,941	4,000	32,941	0	0	0	28,941	4,000	32,941
	SL1600	Summer Session TLU - Lab	Vacant	0	0	0	0	0	0	0	0	0
	ST1600	Summer Session TLU - Lec	Vacant	50,643	0	50,643	0	0	0	50,643	0	50,643
	STP898	Biological Sci - Oth Adj STP	Vacant	0	0	0	0	0	0	0	0	0
	STP899	Biological Sci - Oth NTCC STP	Vacant	14,800	2,858	17,658	0	0	0	14,800	2,858	17,658
STP900	Biological Sci - Dept Ch STP	Vacant	18,000	3,476	21,476	0	0	0	18,000	3,476	21,476	
STP669	Human Anatomy Week	Vacant	0	0	0	2,467	533	3,000	2,467	533	3,000	
STP663	STEM Learning Project	Vacant	0	0	0	8,223	1,777	10,000	8,223	1,777	10,000	
<b>1600-Biological Sciences Enviro Studies Total</b>				<b>592,659</b>	<b>53,887</b>	<b>646,546</b>	<b>12,509</b>	<b>2,491</b>	<b>15,000</b>	<b>605,168</b>	<b>56,378</b>	<b>661,546</b>
1630-Chemistry	AI9934	Instructor - LAB (CHEM)	Vacant	130,000	17,966	147,966	0	0	0	130,000	17,966	147,966
	AI9935	Instructor	Vacant	69,000	9,536	78,536	0	0	0	69,000	9,536	78,536
	FWS988	Federal Work Study	Vacant	0	0	0	0	0	0	0	0	0
	HI8787	Student Reader	Vacant	0	0	0	0	0	0	0	0	0
	HI8971	Reader	Vacant	0	0	0	0	0	0	0	0	0
	HI9970	Student Worker - Instructional	Elmoussaid,Zahra,Ferdaouss	5,000	494	5,494	0	0	0	5,000	494	5,494
	OL1630	Overload Instructional - LAB	Vacant	44,726	0	44,726	0	0	0	44,726	0	44,726
	OV1630	Overload Instructional - LEC	Vacant	31,993	0	31,993	0	0	0	31,993	0	31,993
	SB1630	Summer Sessn Cr Adjunct - Lab	Vacant	33,480	4,627	38,107	0	0	0	33,480	4,627	38,107
	SC1630	Summer Sessn Cr Adjunct - Lec	Vacant	25,093	3,468	28,561	0	0	0	25,093	3,468	28,561
	SL1630	Summer Session TLU - Lab	Vacant	8,103	0	8,103	0	0	0	8,103	0	8,103
	ST1630	Summer Session TLU - Lec	Vacant	13,505	0	13,505	0	0	0	13,505	0	13,505
	STP895	Chemistry - Oth Adj STP	Vacant	0	0	0	0	0	0	0	0	0
	STP896	Chemistry - Oth NTCC STP	Vacant	8,000	1,545	9,545	0	0	0	8,000	1,545	9,545

**Santa Barbara City College  
2022-23  
Unrestricted General Funds and Other Funds  
Budgeted Positions**

“Pooled/Hourly/Other Positions” Budgeted Positions

Department	Position Number	Position Description	Employee	Unrestricted General Fund			Restricted & Other Funds			Total Funds		
				Salary	Benefits	Total	Salary	Benefits	Total	Salary	Benefits	Total
1630-Chemistry	STP897	Chemistry - Dept Ch STP	Vacant	8,000	1,545	9,545	0	0	0	8,000	1,545	9,545
<b>1630-Chemistry Total</b>				<b>376,900</b>	<b>39,180</b>	<b>416,080</b>	<b>0</b>	<b>0</b>	<b>0</b>	<b>376,900</b>	<b>39,180</b>	<b>416,080</b>
1636-Computer Science	AI9932	Instructor - LAB (COMSC)	Vacant	31,565	4,362	35,927	0	0	0	31,565	4,362	35,927
	AI9933	Instructor	Vacant	29,532	4,081	33,613	0	0	0	29,532	4,081	33,613
	FWS987	Federal Work Study	Vacant	0	0	0	0	0	0	0	0	0
	HI8755	Foundation Intern Student	Vacant	0	0	0	0	0	0	0	0	0
	HI8781	Reader	Vacant	0	0	0	0	0	0	0	0	0
	HI8782	Student Reader	Vacant	0	0	0	0	0	0	0	0	0
	HI8911	Student Worker - Instructional	Batzaya,Tselmegronan,	500	50	550	0	0	0	500	50	550
	HI8966	Hourly Worker	Vacant	0	0	0	0	0	0	0	0	0
	HI9969	Hourly Worker - Instructional	Vacant	850	84	934	0	0	0	850	84	934
	OL1636	Overload Instructional - LAB	Vacant	2,140	0	2,140	0	0	0	2,140	0	2,140
	OV1636	Overload Instructional - LEC	Vacant	4,173	0	4,173	0	0	0	4,173	0	4,173
	SB1636	Summer Sessn Cr Adjunct - Lab	Vacant	0	0	0	0	0	0	0	0	0
	SC1636	Summer Sessn Cr Adjunct - Lec	Vacant	0	0	0	0	0	0	0	0	0
	STP892	Computer Science - Oth Adj STP	Vacant	0	0	0	0	0	0	0	0	0
	STP893	Computer Science- Oth NTCC STP	Vacant	0	0	0	0	0	0	0	0	0
	STP894	Computer Science - Dept Ch STP	Vacant	6,000	1,159	7,159	0	0	0	6,000	1,159	7,159
<b>1636-Computer Science Total</b>				<b>74,760</b>	<b>9,736</b>	<b>84,496</b>	<b>0</b>	<b>0</b>	<b>0</b>	<b>74,760</b>	<b>9,736</b>	<b>84,496</b>
1642-Engineering	AI9870	Adjunct Instructor - LEC	Vacant	6,313	872	7,185	0	0	0	6,313	872	7,185
	AI9871	Adjunct Instructor - LAB	Vacant	0	0	0	0	0	0	0	0	0
	HI8744	Student Reader	Vacant	0	0	0	0	0	0	0	0	0
	HI8964	Reader	Vacant	0	0	0	0	0	0	0	0	0
	HI9968	--	Vacant	0	0	0	0	0	0	0	0	0
	OL1642	Overload Instructional - LAB	Vacant	2,140	0	2,140	0	0	0	2,140	0	2,140
	OV1642	Overload Instructional - LEC	Vacant	3,210	0	3,210	0	0	0	3,210	0	3,210
<b>1642-Engineering Total</b>				<b>11,663</b>	<b>872</b>	<b>12,535</b>	<b>0</b>	<b>0</b>	<b>0</b>	<b>11,663</b>	<b>872</b>	<b>12,535</b>
1648-Earth & Planetary Science/G	AI9930	Instructor - LAB (EARTH)	Vacant	113,700	15,713	129,413	0	0	0	113,700	15,713	129,413
	AI9931	Instructor	Vacant	109,200	15,091	124,291	0	0	0	109,200	15,091	124,291
	FWS986	Federal Work Study	Vacant	0	0	0	0	0	0	0	0	0
	HI8780	Student Reader	Vacant	3,000	297	3,297	0	0	0	3,000	297	3,297
	HI8965	Reader	Vacant	3,000	297	3,297	0	0	0	3,000	297	3,297
	HI9967	--	Arnoult,Francis,Christopher	24,000	2,369	26,369	0	0	0	24,000	2,369	26,369
	OL1648	Overload Instructional - LAB	Vacant	12,626	0	12,626	0	0	0	12,626	0	12,626
	OT9994	Overtime - instructional	Vacant	20,758	0	20,758	0	0	0	20,758	0	20,758
	OV1648	Overload Instructional - LEC	Vacant	35,845	0	35,845	0	0	0	35,845	0	35,845
	SB1648	Summer Sessn Cr Adjunct - Lab	Vacant	14,844	2,051	16,895	0	0	0	14,844	2,051	16,895
	SC1648	Summer Sessn Cr Adjunct - Lec	Vacant	19,028	2,630	21,658	0	0	0	19,028	2,630	21,658
	SL1648	Summer Session TLU - Lab	Vacant	0	0	0	0	0	0	0	0	0
	ST1648	Summer Session TLU - Lec	Vacant	9,840	0	9,840	0	0	0	9,840	0	9,840
	STP887	Environ Studies - Oth NTCC STP	Vacant	3,500	676	4,176	0	0	0	3,500	676	4,176
	STP889	Earth&PI Sci/Geog-Oth Adj STP	Vacant	0	0	0	0	0	0	0	0	0
	STP890	Earth&PI Sci/Geog-Oth NTCC STP	Vacant	675	130	805	0	0	0	675	130	805
	STP891	Earth&PI Sci/Geog-Dept Ch STP	Vacant	7,000	1,352	8,352	0	0	0	7,000	1,352	8,352
<b>1648-Earth &amp; Planetary Science/Geography Total</b>				<b>377,016</b>	<b>40,607</b>	<b>417,623</b>	<b>0</b>	<b>0</b>	<b>0</b>	<b>377,016</b>	<b>40,607</b>	<b>417,623</b>
1654-Physics	AI9987	Instructor - LAB (PHYS)	Vacant	33,705	4,658	38,363	0	0	0	33,705	4,658	38,363
	AI9988	Instructor	Vacant	11,556	1,597	13,153	0	0	0	11,556	1,597	13,153
	HI8772	Student Reader	Vacant	0	0	0	0	0	0	0	0	0
	HI8954	Reader	Vacant	0	0	0	0	0	0	0	0	0
	HI9966	--	Vacant	0	0	0	0	0	0	0	0	0
	OL1654	Overload Instructional - LAB	Vacant	36,808	0	36,808	0	0	0	36,808	0	36,808

**Santa Barbara City College  
2022-23  
Unrestricted General Funds and Other Funds  
Budgeted Positions**

**“Pooled/Hourly/Other Positions” Budgeted Positions**

Department	Position Number	Position Description	Employee	Unrestricted General Fund			Restricted & Other Funds			Total Funds		
				Salary	Benefits	Total	Salary	Benefits	Total	Salary	Benefits	Total
1654-Physics	OV1654	Overload Instructional - LEC	Vacant	31,331	0	31,331	0	0	0	31,331	0	31,331
	SB1654	Summer Sessn Cr Adjunct - Lab	Vacant	6,249	864	7,113	0	0	0	6,249	864	7,113
	SC1654	Summer Sessn Cr Adjunct - Lec	Vacant	7,932	1,096	9,028	0	0	0	7,932	1,096	9,028
	SL1654	Summer Session TLU - Lab	Vacant	0	0	0	0	0	0	0	0	0
	ST1654	Summer Session TLU - Lec	Vacant	31,513	0	31,513	0	0	0	31,513	0	31,513
	STP883	Physics/Eng - Oth Adj STP	Vacant	0	0	0	0	0	0	0	0	0
	STP884	Physics/Eng - Oth NTCC STP	Vacant	0	0	0	0	0	0	0	0	0
	STP885	Physics/Eng - Dept Ch STP	Vacant	7,600	1,468	9,068	0	0	0	7,600	1,468	9,068
<b>1654-Physics Total</b>				<b>166,694</b>	<b>9,682</b>	<b>176,376</b>	<b>0</b>	<b>0</b>	<b>0</b>	<b>166,694</b>	<b>9,682</b>	<b>176,376</b>
1806-American Ethnic Studies	AI9929	Instructor	Vacant	85,279	11,786	97,065	0	0	0	85,279	11,786	97,065
	HI8743	Student Reader	Vacant	0	0	0	0	0	0	0	0	0
	HI8814	Foundation Intern Student	Vacant	0	0	0	0	0	0	0	0	0
	HI8973	Reader	Vacant	0	0	0	0	0	0	0	0	0
	HI9965	--	Vacant	0	0	0	0	0	0	0	0	0
	OV1806	Overload Instructional - LEC	Vacant	31,565	0	31,565	0	0	0	31,565	0	31,565
	SC1806	Summer Sessn Cr Adjunct - Lec	Vacant	12,654	1,749	14,403	0	0	0	12,654	1,749	14,403
	ST1806	Summer Session TLU - Lec	Vacant	34,329	0	34,329	0	0	0	34,329	0	34,329
	STP880	Am Ethnic Studies- Oth Adj STP	Vacant	0	0	0	0	0	0	0	0	0
	STP881	Am Ethnic Studies-Oth NTCC STP	Vacant	0	0	0	0	0	0	0	0	0
STP882	Am Ethnic Studies- Dept Ch STP	Vacant	4,500	869	5,369	0	0	0	4,500	869	5,369	
<b>1806-American Ethnic Studies Total</b>				<b>168,327</b>	<b>14,403</b>	<b>182,730</b>	<b>0</b>	<b>0</b>	<b>0</b>	<b>168,327</b>	<b>14,403</b>	<b>182,730</b>
1812-Communication	AI9927	Instructor	Vacant	276,700	38,240	314,940	0	0	0	276,700	38,240	314,940
	CI9886	SEL NC/CREDIT COMMUNICAT.- LEC	Hutchinson,Carrie,C	0	0	0	0	0	0	0	0	0
	CI9888	SEL NC/CREDIT COMMUNICAT.- LAB	Hutchinson,Carrie,C	3,570	462	4,032	0	0	0	3,570	462	4,032
	FWS985	Federal Work Study	Vacant	0	0	0	0	0	0	0	0	0
	HI8784	Student Reader	Vacant	0	0	0	0	0	0	0	0	0
	HI8898	Student Worker - Instructional	Vacant	1,400	138	1,538	0	0	0	1,400	138	1,538
	HI8968	Reader	Vacant	0	0	0	0	0	0	0	0	0
	HI9964	Student Worker - Instructional	Vacant	1,480	145	1,625	0	0	0	1,480	145	1,625
	OL1812	Overload Instructional - LAB	Vacant	0	0	0	0	0	0	0	0	0
	OV1812	Overload Instructional - LEC	Vacant	70,513	0	70,513	0	0	0	70,513	0	70,513
	SC1812	Summer Sessn Cr Adjunct - Lec	Vacant	59,931	8,282	68,213	0	0	0	59,931	8,282	68,213
	ST1812	Summer Session TLU - Lec	Vacant	91,962	0	91,962	0	0	0	91,962	0	91,962
	STP877	Communication- Oth Adj STP	Vacant	0	0	0	0	0	0	0	0	0
	STP878	Communication- Oth NTCC STP	Vacant	1,000	193	1,193	0	0	0	1,000	193	1,193
STP879	Communication- Dept Ch STP	Vacant	12,500	2,414	14,914	0	0	0	12,500	2,414	14,914	
<b>1812-Communication Total</b>				<b>519,056</b>	<b>49,874</b>	<b>568,930</b>	<b>0</b>	<b>0</b>	<b>0</b>	<b>519,056</b>	<b>49,874</b>	<b>568,930</b>
1818-History	AI9868	Adjunct Instructor - LAB	Vacant	0	0	0	0	0	0	0	0	0
	AI9924	Adjunct Instructor - LAB	Vacant	0	0	0	0	0	0	0	0	0
	AI9925	Instructor	Vacant	81,106	11,209	92,315	0	0	0	81,106	11,209	92,315
	HI8778	Student Reader	Vacant	0	0	0	0	0	0	0	0	0
	HI8962	Reader	Vacant	0	0	0	0	0	0	0	0	0
	HI9963	--	Vacant	0	0	0	0	0	0	0	0	0
	OV1818	Overload Instructional - LEC	Vacant	24,182	0	24,182	0	0	0	24,182	0	24,182
	SC1818	Summer Sessn Cr Adjunct - Lec	Vacant	29,004	4,008	33,012	0	0	0	29,004	4,008	33,012
	ST1818	Summer Session TLU - Lec	Vacant	54,018	0	54,018	0	0	0	54,018	0	54,018
	STP874	History - Oth Adj STP	Vacant	0	0	0	0	0	0	0	0	0
STP875	History - Oth NTCC STP	Vacant	0	0	0	0	0	0	0	0	0	
STP876	History - Dept Ch STP	Vacant	5,500	1,062	6,562	0	0	0	5,500	1,062	6,562	
<b>1818-History Total</b>				<b>193,810</b>	<b>16,279</b>	<b>210,089</b>	<b>0</b>	<b>0</b>	<b>0</b>	<b>193,810</b>	<b>16,279</b>	<b>210,089</b>
1830-Philosophy	AI9923	Instructor	Vacant	67,419	9,317	76,736	0	0	0	67,419	9,317	76,736

**Santa Barbara City College  
2022-23  
Unrestricted General Funds and Other Funds  
Budgeted Positions**

“Pooled/Hourly/Other Positions” Budgeted Positions

Department	Position Number	Position Description	Employee	Unrestricted General Fund			Restricted & Other Funds			Total Funds		
				Salary	Benefits	Total	Salary	Benefits	Total	Salary	Benefits	Total
1830-Philosophy	HI8955	Reader	Vacant	0	0	0	0	0	0	0	0	0
	HI9962	--	Vacant	0	0	0	0	0	0	0	0	0
	OV1830	Overload Instructional - Lec	Vacant	10,486	0	10,486	0	0	0	10,486	0	10,486
	SC1830	Summer Sessn Cr Adjunct - Lec	Vacant	27,294	3,772	31,066	0	0	0	27,294	3,772	31,066
	ST1830	Summer Session TLU - Lec	Vacant	20,258	0	20,258	0	0	0	20,258	0	20,258
	STP823	Philosophy Dept Chair Stipend	Vacant	4,700	908	5,608	0	0	0	4,700	908	5,608
<b>1830-Philosophy Total</b>				<b>130,157</b>	<b>13,997</b>	<b>144,154</b>	<b>0</b>	<b>0</b>	<b>0</b>	<b>130,157</b>	<b>13,997</b>	<b>144,154</b>
1836-Political Science/Economics	AI9921	Instructor	Vacant	44,191	6,107	50,298	0	0	0	44,191	6,107	50,298
	AI9922	Instructor	Vacant	0	0	0	0	0	0	0	0	0
	HI8771	Student Reader	Vacant	0	0	0	0	0	0	0	0	0
	HI8953	Reader	Vacant	0	0	0	0	0	0	0	0	0
	HI9961	--	Vacant	0	0	0	0	0	0	0	0	0
	OL1836	Overload Instructional - LAB	Vacant	0	0	0	0	0	0	0	0	0
	OV1836	Overload Instructional - Lec	Vacant	92,662	0	92,662	0	0	0	92,662	0	92,662
	ST1836	Summer Session TLU - Lec	Vacant	40,515	0	40,515	0	0	0	40,515	0	40,515
	STP871	Pol Sci/Econ - Oth Adj STP	Vacant	0	0	0	0	0	0	0	0	0
	STP872	Pol Sci/Econ - Oth NTCC STP	Vacant	0	0	0	0	0	0	0	0	0
	STP873	Pol Sci/Econ - Dept Ch STP	Vacant	3,500	676	4,176	0	0	0	3,500	676	4,176
<b>1836-Political Science/Economics Total</b>				<b>180,868</b>	<b>6,783</b>	<b>187,651</b>	<b>0</b>	<b>0</b>	<b>0</b>	<b>180,868</b>	<b>6,783</b>	<b>187,651</b>
1842-Psychology	AI9918	Instructor - LAB (PSYCH)	Vacant	0	0	0	0	0	0	0	0	0
	AI9919	Instructor	Vacant	212,716	29,397	242,113	0	0	0	212,716	29,397	242,113
	HI8770	Student Reader	Vacant	0	0	0	0	0	0	0	0	0
	HI8952	Reader	Vacant	0	0	0	0	0	0	0	0	0
	HI9960	--	Vacant	0	0	0	0	0	0	0	0	0
	OL1842	Overload Instructional - LAB	Vacant	5,243	0	5,243	0	0	0	5,243	0	5,243
	OV1842	Overload Instructional - Lec	Vacant	22,149	0	22,149	0	0	0	22,149	0	22,149
	SC1842	Summer Sessn Cr Adjunct - Lec	Vacant	24,337	3,363	27,700	0	0	0	24,337	3,363	27,700
	ST1842	Summer Session TLU - Lec	Vacant	20,258	0	20,258	0	0	0	20,258	0	20,258
	STP868	Psychology - Oth Adj STP	Vacant	0	0	0	0	0	0	0	0	0
	STP869	Psychology - Oth NTCC STP	Vacant	0	0	0	0	0	0	0	0	0
STP870	Psychology - Dept Ch STP	Vacant	8,700	1,680	10,380	0	0	0	8,700	1,680	10,380	
<b>1842-Psychology Total</b>				<b>293,403</b>	<b>34,441</b>	<b>327,844</b>	<b>0</b>	<b>0</b>	<b>0</b>	<b>293,403</b>	<b>34,441</b>	<b>327,844</b>
1848-Social Science	HI9959	--	Vacant	0	0	0	0	0	0	0	0	0
<b>1848-Social Science Total</b>				<b>0</b>	<b>0</b>	<b>0</b>	<b>0</b>	<b>0</b>	<b>0</b>	<b>0</b>	<b>0</b>	<b>0</b>
1854-Sociology/Anthropology/Ar	AI9916	Adjunct Instructor - LAB	Vacant	0	0	0	0	0	0	0	0	0
	AI9917	Instructor	Vacant	151,619	20,954	172,573	0	0	0	151,619	20,954	172,573
	HI8769	Student Reader	Vacant	0	0	0	0	0	0	0	0	0
	HI8951	Reader	Vacant	0	0	0	0	0	0	0	0	0
	HI9958	--	Vacant	0	0	0	0	0	0	0	0	0
	OL1854	Overload Instructional - LAB	Vacant	112,778	0	112,778	0	0	0	112,778	0	112,778
	OV1854	Overload Instructional - Lec	Vacant	41,088	0	41,088	0	0	0	41,088	0	41,088
	SB1854	Summer Sessn Cr Adjunct - Lab	Vacant	0	0	0	0	0	0	0	0	0
	SC1854	Summer Sessn Cr Adjunct - Lec	Vacant	49,010	6,773	55,783	0	0	0	49,010	6,773	55,783
	ST1854	Summer Session TLU - Lec	Vacant	38,823	0	38,823	0	0	0	38,823	0	38,823
	STP865	Sociology/Anthro - Oth Adj STP	Vacant	0	0	0	0	0	0	0	0	0
	STP866	Sociology/Anthro - Oth NTCC STP	Vacant	0	0	0	0	0	0	0	0	0
	STP867	Sociology/Anthro - Dept Ch STP	Vacant	7,500	1,448	8,948	0	0	0	7,500	1,448	8,948
<b>1854-Sociology/Anthropology/Archaeology Total</b>				<b>400,818</b>	<b>29,175</b>	<b>429,994</b>	<b>0</b>	<b>0</b>	<b>0</b>	<b>400,818</b>	<b>29,175</b>	<b>429,994</b>
1900-School of Modern Language:	AI9867	Adjunct Instructor - LAB	Vacant	0	0	0	0	0	0	0	0	0
	AI9914	Adjunct Instructor - LAB	Vacant	0	0	0	0	0	0	0	0	0
	AI9915	Instructor	Vacant	566,458	78,285	644,743	0	0	0	566,458	78,285	644,743



**Santa Barbara City College  
2022-23  
Unrestricted General Funds and Other Funds  
Budgeted Positions**

**“Pooled/Hourly/Other Positions” Budgeted Positions**

Department	Position Number	Position Description	Employee	Unrestricted General Fund			Restricted & Other Funds			Total Funds		
				Salary	Benefits	Total	Salary	Benefits	Total	Salary	Benefits	Total
1900-School of Modern Language:	FWS984	Federal Work Study	Vacant	0	0	0	0	0	0	0	0	0
	HI8768	Student Reader	Vacant	0	0	0	0	0	0	0	0	0
	HI8950	Reader	Vacant	0	0	0	0	0	0	0	0	0
	HI9957	--	Vacant	6,000	592	6,592	0	0	0	6,000	592	6,592
	OL1900	Overload Instructional - LAB	Vacant	0	0	0	0	0	0	0	0	0
	OV1900	Overload Instructional - LEC	Vacant	56,817	0	56,817	0	0	0	56,817	0	56,817
	SC1900	Summer Sessn Cr Adjunct - Lec	Vacant	170,419	23,552	193,971	0	0	0	170,419	23,552	193,971
	ST1900	Summer Session TLU - Lec	Vacant	140,648	0	140,648	0	0	0	140,648	0	140,648
	STP904	Sch Mod Lang-Oth Adj STP	Vacant	0	0	0	0	0	0	0	0	0
	STP905	Sch Mod Lang-Oth NTCC STP	Vacant	6,500	1,255	7,755	0	0	0	6,500	1,255	7,755
	STP906	Sch Mod Lang-Dept Ch STP	Vacant	19,000	3,669	22,669	0	0	0	19,000	3,669	22,669
<b>1900-School of Modern Languages Total</b>				<b>965,842</b>	<b>107,352</b>	<b>1,073,194</b>	<b>0</b>	<b>0</b>	<b>0</b>	<b>965,842</b>	<b>107,352</b>	<b>1,073,194</b>
1906-English as a Second Language:	AI9913	Instructor	Vacant	201,900	27,903	229,803	0	0	0	201,900	27,903	229,803
	FWS983	Federal Work Study	Vacant	0	0	0	0	0	0	0	0	0
	HI8732	Hrly Stdnt - ESL R&R SEA	Vacant	0	0	0	786	14	800	786	14	800
	HI8733	Hrly Stdnt - ESL Peer Advr SEA	Cardozo Gonzalez,Dayhan,Nazareth	0	0	0	0	0	0	0	0	0
	HI8734	Hrly Wrkr - ESL R&R SEA	Corona Lesser,Alejandra,	0	0	0	0	0	0	0	0	0
	HI8735	Hrly Wrkr - ESL Peer Advrs SEA	Vacant	0	0	0	0	0	0	0	0	0
	HI8761	Bsc Skills ESL Inst Aid	Vacant	0	0	0	0	0	0	0	0	0
	HI8846	Hourly Worker	Vacant	0	0	0	0	0	0	0	0	0
	HI9956	Student Worker - Instructional	Vacant	0	0	0	0	0	0	0	0	0
	OL1906	Overload Instructional - LAB	Vacant	7,597	0	7,597	0	0	0	7,597	0	7,597
	OV1906	Overload Instructional - LEC	Vacant	9,951	0	9,951	0	0	0	9,951	0	9,951
	SC1906	Summer Sessn Cr Adjunct - Lec	Vacant	37,547	5,189	42,736	0	0	0	37,547	5,189	42,736
	ST1906	Summer Session TLU - Lec	Vacant	12,755	0	12,755	0	0	0	12,755	0	12,755
	STP771	Bsc Skills ESL Faculty Stipend	Vacant	0	0	0	0	0	0	0	0	0
	STP806	ESL Crdt Dougan Grant Fac Stpd	Vacant	0	0	0	0	0	0	0	0	0
	STP907	ESL - Oth Adj STP	Vacant	0	0	0	0	0	0	0	0	0
	STP908	ESL - Oth NTCC STP	Vacant	16,000	3,090	19,090	0	0	0	16,000	3,090	19,090
	STP909	ESL - Dept Ch STP	Vacant	15,000	2,897	17,897	0	0	0	15,000	2,897	17,897
	STP665	ESL Consultant Hire	Vacant	0	0	0	24,010	5,182	29,192	24,010	5,182	29,192
	STP668	ESL Milestone Pathwy Cert	Vacant	0	0	0	9,046	1,954	11,000	9,046	1,954	11,000
	HI8691	Sub - ESL Stud Serv Asst	Mata,Arlene,Lopez	0	0	0	0	0	0	0	0	0
<b>1906-English as a Second Language Total</b>				<b>300,750</b>	<b>39,078</b>	<b>339,828</b>	<b>33,842</b>	<b>7,150</b>	<b>40,992</b>	<b>334,592</b>	<b>46,228</b>	<b>380,820</b>
1910-Integrated Studies	AI9869	Adjunct Instructor - LEC	Vacant	0	0	0	0	0	0	0	0	0
	OV1907	Overload Instructional - LEC	Vacant	0	0	0	0	0	0	0	0	0
<b>1910-Integrated Studies Total</b>				<b>0</b>	<b>0</b>	<b>0</b>	<b>0</b>	<b>0</b>	<b>0</b>	<b>0</b>	<b>0</b>	<b>0</b>
1912-Language Lab	FWS982	Federal Work Study	Vacant	0	0	0	0	0	0	0	0	0
	HI9955	Student Worker - Instructional	Arreola,Jacob,Ely	38,500	3,800	42,300	0	0	0	38,500	3,800	42,300
<b>1912-Language Lab Total</b>				<b>38,500</b>	<b>3,800</b>	<b>42,300</b>	<b>0</b>	<b>0</b>	<b>0</b>	<b>38,500</b>	<b>3,800</b>	<b>42,300</b>
2006-Automotive Services	AI9910	Instructor - LAB (AUTO)	Vacant	9,523	1,316	10,839	0	0	0	9,523	1,316	10,839
	AI9911	Instructor	Vacant	28,462	3,933	32,395	0	0	0	28,462	3,933	32,395
	FWS981	Federal Work Study	Vacant	0	0	0	0	0	0	0	0	0
	HI9954	--	Vacant	0	0	0	0	0	0	0	0	0
	OL2006	Overload Instructional - LAB	Vacant	22,149	0	22,149	0	0	0	22,149	0	22,149
	OV2006	Overload Instructional - LEC	Vacant	15,836	0	15,836	0	0	0	15,836	0	15,836
	SB2006	Summer Sessn Cr Adjunct - Lab	Vacant	0	0	0	0	0	0	0	0	0
	SC2006	Summer Sessn Cr Adjunct - Lec	Vacant	0	0	0	0	0	0	0	0	0
	SL2006	Summer Session TLU - Lab	Vacant	0	0	0	0	0	0	0	0	0
	ST2006	Summer Session TLU - Lec	Vacant	16,301	0	16,301	0	0	0	16,301	0	16,301
	STP797	Prkns Autom Svc Reg Fac Stpd	Vacant	0	0	0	0	0	0	0	0	0

**Santa Barbara City College  
2022-23  
Unrestricted General Funds and Other Funds  
Budgeted Positions**

“Pooled/Hourly/Other Positions” Budgeted Positions

Department	Position Number	Position Description	Employee	Unrestricted General Fund			Restricted & Other Funds			Total Funds			
				Salary	Benefits	Total	Salary	Benefits	Total	Salary	Benefits	Total	
2006-Automotive Services	STP862	Auto Serv & Tech - Oth Adj STP	Vacant	0	0	0	0	0	0	0	0	0	
	STP863	Auto Serv & Tech-Oth NTCC STP	Vacant	6,500	1,255	7,755	0	0	0	6,500	1,255	7,755	
	STP864	Auto Serv & Tech - Dept Ch STP	Vacant	7,400	1,429	8,829	0	0	0	7,400	1,429	8,829	
<b>2006-Automotive Services Total</b>				<b>106,171</b>	<b>7,934</b>	<b>114,105</b>	<b>0</b>	<b>0</b>	<b>0</b>	<b>106,171</b>	<b>7,934</b>	<b>114,105</b>	
2010-Construction Technology	AI9884	Instructor - Construction Tech	Vacant	30,600	4,229	34,829	0	0	0	30,600	4,229	34,829	
	AI9885	Instructor - LAB(Constr Tech)	Vacant	17,500	2,419	19,919	0	0	0	17,500	2,419	19,919	
	FWS943	Federal Work Study	Vacant	0	0	0	0	0	0	0	0	0	
	HI9953	--	Vacant	0	0	0	0	0	0	0	0	0	
	OL2010	Overload Instructional - LAB	Vacant	0	0	0	0	0	0	0	0	0	
	OV2010	Overload Instructional - LEC	Vacant	0	0	0	0	0	0	0	0	0	
	SB2010	Summer Sessn Cr Adjunct - Lab	Vacant	10,811	1,494	12,305	0	0	0	10,811	1,494	12,305	
	SC2010	Summer Sessn Cr Adjunct - Lec	Vacant	9,009	1,245	10,254	0	0	0	9,009	1,245	10,254	
	SL2010	Summer Session TLU - Lab	Vacant	4,052	0	4,052	0	0	0	4,052	0	4,052	
	ST2010	Summer Session TLU - Lec	Vacant	6,753	0	6,753	0	0	0	6,753	0	6,753	
	STP859	Construction Acad- Oth Adj STP	Vacant	0	0	0	0	0	0	0	0	0	
	STP860	Construction Acad-Oth NTCC STP	Vacant	0	0	0	0	0	0	0	0	0	
	STP861	Construction Acad- Dept Ch STP	Vacant	6,200	1,197	7,397	0	0	0	6,200	1,197	7,397	
<b>2010-Construction Technology Total</b>				<b>84,925</b>	<b>10,584</b>	<b>95,509</b>	<b>0</b>	<b>0</b>	<b>0</b>	<b>84,925</b>	<b>10,584</b>	<b>95,509</b>	
2012-Drafting/CAD/Interior Desig	AI9908	Instructor - LAB (DRAFT/CAD)	Vacant	20,009	2,765	22,774	0	0	0	20,009	2,765	22,774	
	AI9909	Instructor	Vacant	41,088	5,678	46,766	0	0	0	41,088	5,678	46,766	
	FWS980	Federal Work Study	Vacant	0	0	0	0	0	0	0	0	0	
	HI8981	--	Vacant	0	0	0	0	0	0	0	0	0	
	OL2012	Overload Instructional - LAB	Vacant	9,523	0	9,523	0	0	0	9,523	0	9,523	
	OV2012	Overload Instructional - LEC	Vacant	18,939	0	18,939	0	0	0	18,939	0	18,939	
	SB2012	Summer Sessn Cr Adjunct - Lab	Vacant	0	0	0	0	0	0	0	0	0	
	SC2012	Summer Sessn Cr Adjunct - Lec	Vacant	0	0	0	0	0	0	0	0	0	
	SL2012	Summer Session TLU - Lab	Vacant	3,713	0	3,713	0	0	0	3,713	0	3,713	
	ST2012	Summer Session TLU - Lec	Vacant	7,737	0	7,737	0	0	0	7,737	0	7,737	
	STP853	Draft/CAD/Int Des-Oth Adj STP	Vacant	0	0	0	0	0	0	0	0	0	
	STP854	Draft/CAD/Int Des-Oth NTCC STP	Vacant	11,600	2,240	13,840	0	0	0	11,600	2,240	13,840	
	STP855	Draft/CAD/Int Des-Dept Ch STP	Vacant	598	115	713	0	0	0	598	115	713	
	<b>2012-Drafting/CAD/Interior Design Total</b>				<b>113,207</b>	<b>10,799</b>	<b>124,006</b>	<b>0</b>	<b>0</b>	<b>0</b>	<b>113,207</b>	<b>10,799</b>	<b>124,006</b>
	2024-Environmental Horticulture	AI9900	Instructor - LAB (EH)	Vacant	5,243	725	5,968	0	0	0	5,243	725	5,968
AI9905		Instructor	Vacant	18,939	2,617	21,556	0	0	0	18,939	2,617	21,556	
FWS948		Federal Work Study	Vacant	0	0	0	0	0	0	0	0	0	
HI8809		Student Worker - Instructional	Vacant	0	0	0	0	0	0	0	0	0	
HI8812		Foundation Intern Student	Vacant	0	0	0	0	0	0	0	0	0	
HI9912		--	Daniel,Lewis,Edgar	3,400	335	3,735	0	0	0	3,400	335	3,735	
OL2024		Overload Instructional - LAB	Vacant	3,210	0	3,210	0	0	0	3,210	0	3,210	
OV2024		Overload Instructional - LEC	Vacant	8,453	0	8,453	0	0	0	8,453	0	8,453	
SB2024		Summer Sessn Cr Adjunct - Lab	Vacant	921	127	1,048	0	0	0	921	127	1,048	
SC2024		Summer Sessn Cr Adjunct - Lec	Vacant	0	0	0	0	0	0	0	0	0	
ST2024		Summer Session TLU - Lec	Vacant	7,607	0	7,607	0	0	0	7,607	0	7,607	
STP795		Prkns Environ Hort Fac Stpd	Vacant	0	0	0	0	0	0	0	0	0	
STP850		Environ Horticult- Oth Adj STP	Vacant	0	0	0	0	0	0	0	0	0	
STP851		Environ Horticult-Oth NTCC STP	Vacant	0	0	0	0	0	0	0	0	0	
STP852		Environ Horticult- Dept Ch STP	Vacant	598	115	713	0	0	0	598	115	713	
<b>2024-Environmental Horticulture Total</b>				<b>48,370</b>	<b>3,920</b>	<b>52,290</b>	<b>0</b>	<b>0</b>	<b>0</b>	<b>48,370</b>	<b>3,920</b>	<b>52,290</b>	
2048-Marine Technology	AI9981	Instructor - LAB (MDT)	Vacant	11,556	1,597	13,153	0	0	0	11,556	1,597	13,153	
	AI9982	Instructor	Vacant	3,210	444	3,654	0	0	0	3,210	444	3,654	
	HI8879	Hourly Worker	Vacant	0	0	0	0	0	0	0	0	0	

**Santa Barbara City College  
2022-23  
Unrestricted General Funds and Other Funds  
Budgeted Positions**

“Pooled/Hourly/Other Positions” Budgeted Positions

Department	Position Number	Position Description	Employee	Unrestricted General Fund			Restricted & Other Funds			Total Funds		
				Salary	Benefits	Total	Salary	Benefits	Total	Salary	Benefits	Total
2048-Marine Technology	HI8982	--	Tamez,Michael,Lawrence	0	0	0	0	0	0	0	0	0
	OL2048	Overload Instructional - LAB	Vacant	11,556	0	11,556	0	0	0	11,556	0	11,556
	OV2048	Overload Instructional - LEC	Vacant	2,140	0	2,140	0	0	0	2,140	0	2,140
	STP847	MarineDive Tech- Oth Adj STP	Vacant	0	0	0	0	0	0	0	0	0
	STP848	MarineDive Tech-Oth NTCC STP	Vacant	598	115	713	0	0	0	598	115	713
	STP849	MarineDive Tech- Dept Ch STP	Vacant	598	115	713	0	0	0	598	115	713
<b>2048-Marine Technology Total</b>				<b>29,657</b>	<b>2,271</b>	<b>31,929</b>	<b>0</b>	<b>0</b>	<b>0</b>	<b>29,657</b>	<b>2,271</b>	<b>31,929</b>
2060-Water Science	AI9994	Instructor	Vacant	8,453	1,168	9,621	0	0	0	8,453	1,168	9,621
	STP822	Water Sci Dept Chair Stipend	Vacant	598	115	713	0	0	0	598	115	713
<b>2060-Water Science Total</b>				<b>9,051</b>	<b>1,284</b>	<b>10,334</b>	<b>0</b>	<b>0</b>	<b>0</b>	<b>9,051</b>	<b>1,284</b>	<b>10,334</b>
206-Accounting and Finance	AI9977	Instructor - LAB (ACCT)	Vacant	0	0	0	0	0	0	0	0	0
	AI9978	Instructor	Vacant	105,000	14,511	119,511	0	0	0	105,000	14,511	119,511
	HI8789	Student Reader	Vacant	0	0	0	0	0	0	0	0	0
	HI8975	Reader	Vacant	0	0	0	0	0	0	0	0	0
	HI9999	--	Vacant	0	0	0	0	0	0	0	0	0
	OL0206	Overload Instructional - LAB	Vacant	0	0	0	0	0	0	0	0	0
	OV0206	Overload Instructional - LEC	Vacant	27,400	0	27,400	0	0	0	27,400	0	27,400
	SCO206	Summer Sessn Cr Adjunct - Lec	Vacant	22,903	3,165	26,068	0	0	0	22,903	3,165	26,068
	STO206	Summer Session TLU - Lec	Vacant	16,401	0	16,401	0	0	0	16,401	0	16,401
	STP997	Accounting Ed - Other Adj STP	Vacant	0	0	0	0	0	0	0	0	0
	STP998	Accounting Ed-Other NTCC STP	Vacant	0	0	0	0	0	0	0	0	0
	STP999	Accounting Ed -Dept Chair STP	Vacant	6,000	1,159	7,159	0	0	0	6,000	1,159	7,159
<b>206-Accounting and Finance Total</b>				<b>177,704</b>	<b>18,835</b>	<b>196,539</b>	<b>0</b>	<b>0</b>	<b>0</b>	<b>177,704</b>	<b>18,835</b>	<b>196,539</b>
212-Bus Admin/Marketing/Intern	AI9866	Adjunct Instructor - LAB	Vacant	0	0	0	0	0	0	0	0	0
	AI9976	Instructor	Vacant	197,743	27,328	225,071	0	0	0	197,743	27,328	225,071
	AI9997	Instructor	Vacant	235,000	32,477	267,477	0	0	0	235,000	32,477	267,477
	FWS999	Federal Work Study	Vacant	0	0	0	0	0	0	0	0	0
	HI8978	--	Vacant	0	0	0	0	0	0	0	0	0
	OV0212	Overload Instructional - LEC	Vacant	78,966	0	78,966	0	0	0	78,966	0	78,966
	SCO212	Summer Sessn Cr Adjunct - Lec	Vacant	20,098	2,778	22,876	0	0	0	20,098	2,778	22,876
	SCO242	Summer Sessn Cr Adjunct - Lec	Vacant	9,054	1,251	10,305	0	0	0	9,054	1,251	10,305
	STO212	Summer Session TLU - Lec	Vacant	83,729	0	83,729	0	0	0	83,729	0	83,729
	STP994	B.AdminMgt,RealEst-Oth Adj STP	Vacant	0	0	0	0	0	0	0	0	0
	STP995	BusAdmin,RealEst-Oth NTCC STP	Vacant	4,300	830	5,130	0	0	0	4,300	830	5,130
	STP996	B.AdminMgt,RealEst-Dept Ch STP	Vacant	6,900	1,332	8,232	0	0	0	6,900	1,332	8,232
<b>212-Bus Admin/Marketing/Intern Bus Total</b>				<b>635,790</b>	<b>65,997</b>	<b>701,787</b>	<b>0</b>	<b>0</b>	<b>0</b>	<b>635,790</b>	<b>65,997</b>	<b>701,787</b>
218-Business Division Computer Lab	HI8917	Student Worker - Instructional	Vacant	0	0	0	0	0	0	0	0	0
	HI9998	Hourly Worker - Instructional	Vacant	38,500	3,800	42,300	0	0	0	38,500	3,800	42,300
<b>218-Business Division Computer Lab Total</b>				<b>38,500</b>	<b>3,800</b>	<b>42,300</b>	<b>0</b>	<b>0</b>	<b>0</b>	<b>38,500</b>	<b>3,800</b>	<b>42,300</b>
220-Professional Dev. Computer Lab	HI9997	--	Vacant	0	0	0	0	0	0	0	0	0
<b>220-Professional Dev. Computer Lab Total</b>				<b>0</b>	<b>0</b>	<b>0</b>	<b>0</b>	<b>0</b>	<b>0</b>	<b>0</b>	<b>0</b>	<b>0</b>
225-Computer Information Techn	AI9860	Adj Instructor CIT- LEC	Vacant	0	0	0	0	0	0	0	0	0
	AI9971	Instructor - LAB (COMAP)	Vacant	0	0	0	0	0	0	0	0	0
	AI9972	Instructor	Vacant	131,133	18,123	149,256	0	0	0	131,133	18,123	149,256
	AI9973	Instructor - LAB (CIS)	Vacant	0	0	0	0	0	0	0	0	0
	AI9974	Instructor	Vacant	36,808	5,087	41,895	0	0	0	36,808	5,087	41,895
	FWS937	Federal Work Study	Vacant	0	0	0	0	0	0	0	0	0
	FWS967	Federal Work Study	Vacant	0	0	0	0	0	0	0	0	0
	HI8783	Student Reader	Vacant	0	0	0	0	0	0	0	0	0
	HI8786	Student Reader	Vacant	0	0	0	0	0	0	0	0	0
	HI8804	Student Worker - Instructional	Martyn,Ian,	0	0	0	0	0	0	0	0	0

**Santa Barbara City College  
2022-23  
Unrestricted General Funds and Other Funds  
Budgeted Positions**

**“Pooled/Hourly/Other Positions” Budgeted Positions**

Department	Position Number	Position Description	Employee	Unrestricted General Fund			Restricted & Other Funds			Total Funds		
				Salary	Benefits	Total	Salary	Benefits	Total	Salary	Benefits	Total
225-Computer Information Techn	HI8826	Hourly Worker - Instructional	Payne,Katy,M	0	0	0	0	0	0	0	0	0
	HI8874	Student Worker - Instructional	Vacant	0	0	0	0	0	0	0	0	0
	HI8967	Reader	Vacant	0	0	0	0	0	0	0	0	0
	HI8970	Reader	Vacant	0	0	0	0	0	0	0	0	0
	HI9995	--	Vacant	0	0	0	0	0	0	0	0	0
	HI9996	--	Vacant	0	0	0	0	0	0	0	0	0
	OL0225	Overload Instructional - LAB	Vacant	5,000	0	5,000	0	0	0	5,000	0	5,000
	OV0224	Overload Instructional - LEC	Vacant	27,392	0	27,392	0	0	0	27,392	0	27,392
	OV0225	Overload Instructional - LEC	Vacant	50,000	0	50,000	0	0	0	50,000	0	50,000
	OV0230	Overload Instructional - LEC	Vacant	4,173	0	4,173	0	0	0	4,173	0	4,173
	SC0225	Summer Sessn Cr Adjunct - Lec	Vacant	0	0	0	0	0	0	0	0	0
	SC0230	Summer Sessn Cr Adjunct - Lec	Vacant	5,826	805	6,631	0	0	0	5,826	805	6,631
	ST0224	Summer Session TLU - Lec	Vacant	27,167	0	27,167	0	0	0	27,167	0	27,167
	ST0225	Summer Session TLU - Lec	Vacant	0	0	0	0	0	0	0	0	0
	ST0230	Summer Session TLU - Lec	Vacant	3,376	0	3,376	0	0	0	3,376	0	3,376
	STP990	Comp Info Sys- Dept Chair STP	Vacant	5,600	1,081	6,681	0	0	0	5,600	1,081	6,681
	STP993	Comp Appl&Ofc Mgt-Dept Ch STP	Vacant	5,700	1,101	6,801	0	0	0	5,700	1,101	6,801
<b>225-Computer Information Technologies Total</b>				<b>302,175</b>	<b>26,197</b>	<b>328,372</b>	<b>0</b>	<b>0</b>	<b>0</b>	<b>302,175</b>	<b>26,197</b>	<b>328,372</b>
236-School of Culinary Arts	AI9998	Instructor	Vacant	51,097	7,062	58,159	0	0	0	51,097	7,062	58,159
	AI9999	Instructor - LAB (CA)	Vacant	13,696	1,893	15,589	0	0	0	13,696	1,893	15,589
	HI8881	Hourly Worker	Vacant	0	0	0	0	0	0	0	0	0
	HI9918	--	Vacant	0	0	0	0	0	0	0	0	0
	OL0236	Overload Instructional - LAB	Vacant	9,523	0	9,523	0	0	0	9,523	0	9,523
	OV0236	Overload Instructional - LEC	Vacant	3,210	0	3,210	0	0	0	3,210	0	3,210
	SB0236	Summer Sessn Cr Adjunct - Lab	Vacant	0	0	0	0	0	0	0	0	0
	SC0236	Summer Sessn Cr Adjunct - Lec	Vacant	882	122	1,004	0	0	0	882	122	1,004
	ST0236	Summer Session TLU - Lec	Vacant	1,173	0	1,173	0	0	0	1,173	0	1,173
	STP844	SchofCulaArts&HotelMgt.-Oth Ad	Vacant	0	0	0	0	0	0	0	0	0
	STP845	SchofCulArts&HotelMgt-Oth NTCC	Vacant	0	0	0	0	0	0	0	0	0
	STP846	SchofCulaArts&HotelMgt.-DptCh	Vacant	10,000	1,931	11,931	0	0	0	10,000	1,931	11,931
<b>236-School of Culinary Arts Total</b>				<b>89,581</b>	<b>11,007</b>	<b>100,588</b>	<b>0</b>	<b>0</b>	<b>0</b>	<b>89,581</b>	<b>11,007</b>	<b>100,588</b>
3509-Student Info Systems & Regi	HI9922	--	Vacant	0	0	0	0	0	0	0	0	0
<b>3509-Student Info Systems &amp; Registration Total</b>				<b>0</b>	<b>0</b>	<b>0</b>	<b>0</b>	<b>0</b>	<b>0</b>	<b>0</b>	<b>0</b>	<b>0</b>
3510-Noncredit Admin Wake & Sc	CI9948	CE Administration, LEC	Vacant	0	0	0	0	0	0	0	0	0
	CI9957	CE Substitute - Instr LAB-GEN	Vacant	0	0	0	0	0	0	0	0	0
	CI9958	CE Substitute - Instr LEC-GEN	Vacant	0	0	0	0	0	0	0	0	0
	CN9996	CE Adjunct - Non-Ins -COMM REL	Vacant	0	0	0	0	0	0	0	0	0
	CN9997	CE Adjunct - Non-Ins -CURR DEV	Vacant	0	0	0	0	0	0	0	0	0
	HI9939	--	Turjoman,Afaf,	0	0	0	0	0	0	0	0	0
<b>3510-Noncredit Admin Wake &amp; Schott Total</b>				<b>0</b>	<b>0</b>	<b>0</b>	<b>0</b>	<b>0</b>	<b>0</b>	<b>0</b>	<b>0</b>	<b>0</b>
3514-Finance & Business	CL9992	CLL Teacher BUSINESS & FINANCE	Kauffman,Mitchel,Elliott	0	0	0	0	0	0	0	0	0
<b>3514-Finance &amp; Business Total</b>				<b>0</b>	<b>0</b>	<b>0</b>	<b>0</b>	<b>0</b>	<b>0</b>	<b>0</b>	<b>0</b>	<b>0</b>
3518-Spirituality	CL9986	CLL Teacher PSYCH & SPIRITUAL	Allen,Wendy,Asprael	0	0	0	2,700	252	2,952	2,700	252	2,952
<b>3518-Spirituality Total</b>				<b>0</b>	<b>0</b>	<b>0</b>	<b>2,700</b>	<b>252</b>	<b>2,952</b>	<b>2,700</b>	<b>252</b>	<b>2,952</b>
3519-Auto Mechanics	CL9985	CLL Teacher AUTO MECHANICS	Vacant	0	0	0	0	0	0	0	0	0
<b>3519-Auto Mechanics Total</b>				<b>0</b>	<b>0</b>	<b>0</b>	<b>0</b>	<b>0</b>	<b>0</b>	<b>0</b>	<b>0</b>	<b>0</b>
3520-Computers	CL9984	CLL Teacher COMPUTERS	Wolff,Ilana,H	0	0	0	0	0	0	0	0	0
<b>3520-Computers Total</b>				<b>0</b>	<b>0</b>	<b>0</b>	<b>0</b>	<b>0</b>	<b>0</b>	<b>0</b>	<b>0</b>	<b>0</b>
3527-Schott Ctr Facilities & Opera	HI8986	--	Vacant	0	0	0	0	0	0	0	0	0
<b>3527-Schott Ctr Facilities &amp; Operations Total</b>				<b>0</b>	<b>0</b>	<b>0</b>	<b>0</b>	<b>0</b>	<b>0</b>	<b>0</b>	<b>0</b>	<b>0</b>
3530-Community Education Cente	FWS942	Federal Work Study	Vacant	0	0	0	0	0	0	0	0	0

**Santa Barbara City College  
2022-23  
Unrestricted General Funds and Other Funds  
Budgeted Positions**

“Pooled/Hourly/Other Positions” Budgeted Positions

Department	Position Number	Position Description	Employee	Unrestricted General Fund			Restricted & Other Funds			Total Funds		
				Salary	Benefits	Total	Salary	Benefits	Total	Salary	Benefits	Total
3530-Community Education Center	HI8740	Hourly Worker - IME Becas	Pulido,Ilda,	0	0	0	0	0	0	0	0	0
	HI8798	Hourly Wrkr - Comm Ed Cntr	Vacant	0	0	0	0	0	0	0	0	0
	HI8873	Hourly Worker	Vacant	53,400	5,270	58,670	0	0	0	53,400	5,270	58,670
	HI9937	--	Vacant	0	0	0	10,000	935	10,935	10,000	935	10,935
<b>3530-Community Education Center Total</b>				<b>53,400</b>	<b>5,270</b>	<b>58,670</b>	<b>10,000</b>	<b>935</b>	<b>10,935</b>	<b>63,400</b>	<b>6,205</b>	<b>69,605</b>
3542-ESL/ESL Citizen Ed./Biling Ba	CI9952	CE Instructor ESL Lab	Farrand,Nancy,Ellen	0	0	0	0	0	0	0	0	0
	CI9990	CE Instructor ESL Lecture	Berris,Lila,A	727,000	94,074	821,074	0	0	0	727,000	94,074	821,074
	HI8835	Hrly Instr - Workforce Investm	Berryhill,Caron,Vera	0	0	0	0	0	0	0	0	0
	HI8851	Student Worker	Vacant	0	0	0	0	0	0	0	0	0
	HI8867	Hourly Worker	Vacant	0	0	0	0	0	0	0	0	0
	HI9936	--	Vacant	0	0	0	0	0	0	0	0	0
	STP727	SEL WIOA ESL243 IET	Vacant	0	0	0	0	0	0	0	0	0
	STP728	SEL WIOA ESL243 ELCivics	Valenzuela,Angelina,M	0	0	0	0	0	0	0	0	0
	STP787	SEL WIOA ESL231 Data	Vacant	0	0	0	0	0	0	0	0	0
	STP788	Ed Programs Supp Off Adj Stpd	Vacant	0	0	0	0	0	0	0	0	0
	STP832	SEL ESL Stipend	Vacant	0	0	0	0	0	0	0	0	0
	STP671	NC ESL-Student Learning Outcomes	Vacant	1,000	0	1,000	0	0	0	1,000	0	1,000
	STP679	Parttime Fac -Pro Develop ESL	Vacant	0	0	0	0	0	0	0	0	0
	STP686	Support ESL in Voc/Career Prep	Vacant	0	0	0	0	0	0	0	0	0
<b>3542-ESL/ESL Citizen Ed./Biling Basic Ed Total</b>				<b>728,000</b>	<b>94,074</b>	<b>822,074</b>	<b>0</b>	<b>0</b>	<b>0</b>	<b>728,000</b>	<b>94,074</b>	<b>822,074</b>
3546-General Education Diploma	CI9960	DO NOT USE	Vacant	0	0	0	0	0	0	0	0	0
	CI9988	CE Instructor AHS/GED Lab	Vacant	0	0	0	0	0	0	0	0	0
	CI9989	CE Instructor AHS/GED Lecture	Galvis,Coromoto,	227,152	29,393	256,545	0	0	0	227,152	29,393	256,545
	CN9991	CE Adjunct - Non-Ins-CAT-GED	Vacant	0	0	0	0	0	0	0	0	0
	CN9995	CE Adjunct - Non-Ins LAB - GED	Vacant	0	0	0	0	0	0	0	0	0
	HI9935	Hourly Worker - Instructional	Diaz,Hans,A	31,500	3,110	34,610	31,500	3,110	34,610	63,000	6,219	69,219
	OT9978	GED Overtime Budget Pool	Vacant	36,509	0	36,509	0	0	0	36,509	0	36,509
	STP831	SEL AHS/GED Stipend	Vacant	11,770	1,523	13,293	0	0	0	11,770	1,523	13,293
	STP670	AHS/GED-Student Learning Outcomes	Vacant	1,000	0	1,000	0	0	0	1,000	0	1,000
	STP678	Parttime Fac -Pro Develop GED	Vacant	0	0	0	0	0	0	0	0	0
	<b>3546-General Education Diploma (GED) Total</b>				<b>307,931</b>	<b>34,026</b>	<b>341,957</b>	<b>31,500</b>	<b>3,110</b>	<b>34,610</b>	<b>339,431</b>	<b>37,136</b>
3550-Arts	CL9999	CLL Teacher ARTS	Bolli,Christine,Maree	0	0	0	0	0	0	0	0	0
<b>3550-Arts Total</b>				<b>0</b>	<b>0</b>	<b>0</b>	<b>0</b>	<b>0</b>	<b>0</b>	<b>0</b>	<b>0</b>	<b>0</b>
3551-Crafts & Hobbies: General	CL9998	CLL Teacher CRAFTS GENERAL	Bollinger,Eliesa,Diane	0	0	0	0	0	0	0	0	0
<b>3551-Crafts &amp; Hobbies: General Total</b>				<b>0</b>	<b>0</b>	<b>0</b>	<b>0</b>	<b>0</b>	<b>0</b>	<b>0</b>	<b>0</b>	<b>0</b>
3552-Crafts: Ceramics	CL9997	CLL Teacher CERAMICS	Dean,Danyel,M	0	0	0	0	0	0	0	0	0
<b>3552-Crafts: Ceramics Total</b>				<b>0</b>	<b>0</b>	<b>0</b>	<b>0</b>	<b>0</b>	<b>0</b>	<b>0</b>	<b>0</b>	<b>0</b>
3553-Crafts: Jewelry	CL9996	CLL Teacher JEWELRY	Elkins,Gary,David	0	0	0	0	0	0	0	0	0
<b>3553-Crafts: Jewelry Total</b>				<b>0</b>	<b>0</b>	<b>0</b>	<b>0</b>	<b>0</b>	<b>0</b>	<b>0</b>	<b>0</b>	<b>0</b>
3554-Crafts: Sewing & Quilting	CL9995	CLL Teacher SEWING & QUILTING	Brooks,Judith,A	0	0	0	0	0	0	0	0	0
<b>3554-Crafts: Sewing &amp; Quilting Total</b>				<b>0</b>	<b>0</b>	<b>0</b>	<b>0</b>	<b>0</b>	<b>0</b>	<b>0</b>	<b>0</b>	<b>0</b>
3555-Music & Performing Arts	CL9994	CLL Teacher MUSIC & PERF ARTS	Alciati,Mark,	0	0	0	0	0	0	0	0	0
<b>3555-Music &amp; Performing Arts Total</b>				<b>0</b>	<b>0</b>	<b>0</b>	<b>0</b>	<b>0</b>	<b>0</b>	<b>0</b>	<b>0</b>	<b>0</b>
3558-Medical STV Non Credit Prog	CI9961	CE Adjunct - CAT- LAB-HEALTH	Vacant	0	0	0	0	0	0	0	0	0
	CI9976	CE Adjunct - Instr LEC-HEALTH	Vacant	10,500	1,359	11,859	0	0	0	10,500	1,359	11,859
	CL9989	DO NOT USE	Vacant	0	0	0	0	0	0	0	0	0
	CN9990	CE Adjunct - Non-In-CAT-HEALTH	Vacant	0	0	0	0	0	0	0	0	0
	CN9993	CE Adjunct - Non-In CAT-HEALTH	Vacant	0	0	0	0	0	0	0	0	0
	CN9994	CE Adjunct - Non-Ins - HEALTH	Vacant	0	0	0	0	0	0	0	0	0
<b>3558-Medical STV Non Credit Programs Total</b>				<b>10,500</b>	<b>1,359</b>	<b>11,859</b>	<b>0</b>	<b>0</b>	<b>0</b>	<b>10,500</b>	<b>1,359</b>	<b>11,859</b>
3559-Mature Driver Certifications	CL9988	CLL Teacher MATURE DRIVER	Brown,Mary,Faith	0	0	0	0	0	0	0	0	0

**Santa Barbara City College  
2022-23  
Unrestricted General Funds and Other Funds  
Budgeted Positions**

“Pooled/Hourly/Other Positions” Budgeted Positions

Department	Position Number	Position Description	Employee	Unrestricted General Fund			Restricted & Other Funds			Total Funds		
				Salary	Benefits	Total	Salary	Benefits	Total	Salary	Benefits	Total
<b>3559-Mature Driver Certifications Total</b>				0	0	0	0	0	0	0	0	0
3560-Mind & Supermind	CL9987	CLL Teacher MIND & SUPERMIND	Vacant	0	0	0	0	0	0	0	0	0
<b>3560-Mind &amp; Supermind Total</b>				0	0	0	0	0	0	0	0	0
3562-Fitness, DIY, Recreation	CL9990	CLL Teacher DANCE FITNESS REC	Aldrich,Alida,	0	0	0	27,000	2,525	29,525	27,000	2,525	29,525
	HI8983	--	Vacant	0	0	0	0	0	0	0	0	0
	HI9927	--	Vacant	0	0	0	500	47	547	500	47	547
<b>3562-Fitness, DIY, Recreation Total</b>				0	0	0	27,500	2,571	30,071	27,500	2,571	30,071
3563-Cooking & Travel	CL9983	CLL Teacher COOKING	Cannon,Carol,Jane	0	0	0	6,750	631	7,381	6,750	631	7,381
	HI9929	--	Vacant	0	0	0	500	47	547	500	47	547
	HI8699	SEL Spec Topic Instructional Aid	Espinosa,Steven,P	0	0	0	2,800	200	3,000	2,800	200	3,000
<b>3563-Cooking &amp; Travel Total</b>				0	0	0	10,050	878	10,928	10,050	878	10,928
3564-Genealogy	CL9982	CLL Teacher GENEALOGY	Heck,Thomas,F	0	0	0	0	0	0	0	0	0
<b>3564-Genealogy Total</b>				0	0	0	0	0	0	0	0	0
3565-Home & Garden	CL9981	CLL Teacher HOME & GARDEN	Burns,Debbie,L	0	0	0	0	0	0	0	0	0
<b>3565-Home &amp; Garden Total</b>				0	0	0	0	0	0	0	0	0
3568-Noncredit Student Support Services	CN9989	CE Adjunct - Non-Instr CAT-BSI	Vacant	0	0	0	0	0	0	0	0	0
	CN9992	CE Adjunct - Non-Ins-CAT-MATRC	Vacant	0	0	0	0	0	0	0	0	0
	CN9999	CE Adjunct - Non-CAT-LAB-MATRC	Vacant	0	0	0	0	0	0	0	0	0
	HI9921	--	Vacant	0	0	0	36,397	3,603	40,000	36,397	3,603	40,000
<b>3568-Noncredit Student Support Services Total</b>				0	0	0	36,397	3,603	40,000	36,397	3,603	40,000
3570-Parenting	AN9975	Adjunct Parenting	Vacant	0	0	0	0	0	0	0	0	0
	CL9979	CLL Teacher Parenting	Alexander,Laurie,King	0	0	0	0	0	0	0	0	0
<b>3570-Parenting Total</b>				0	0	0	0	0	0	0	0	0
3571-Science & Nature	CL9978	CLL Teacher SCIENCE & NATURE	Cook,Kristine,Anne	0	0	0	0	0	0	0	0	0
<b>3571-Science &amp; Nature Total</b>				0	0	0	0	0	0	0	0	0
3572-Woodworking	CL9977	CLL Teacher WOODWORKING	Scheftic,Stephen,J	0	0	0	0	0	0	0	0	0
<b>3572-Woodworking Total</b>				0	0	0	0	0	0	0	0	0
3574-Short Term Vocational Programs	CI9966	CE Adjunct - Instr LAB-TECH/VO	Vacant	0	0	0	0	0	0	0	0	0
	CI9967	CE Adjunct - Instr LEC-TECH/VO	Vacant	0	0	0	0	0	0	0	0	0
	HI9932	--	Vacant	0	0	0	0	0	0	0	0	0
<b>3574-Short Term Vocational Programs Total</b>				0	0	0	0	0	0	0	0	0
3579-Wake Center Facilities & Operations	HI8985	--	Vacant	0	0	0	0	0	0	0	0	0
<b>3579-Wake Center Facilities &amp; Operations Total</b>				0	0	0	0	0	0	0	0	0
3584-Special Topics	CL9976	CLL Teacher CURRENT EVENTS	Mcloughlin,Jeff,	0	0	0	500	47	547	500	47	547
<b>3584-Special Topics Total</b>				0	0	0	500	47	547	500	47	547
3585-Film	CL9975	CLL Teacher FILM	Vacant	0	0	0	0	0	0	0	0	0
<b>3585-Film Total</b>				0	0	0	0	0	0	0	0	0
3586-Writing & Literature	CL9973	CLL Teacher WRITING & LIT	Downing,Courtney,Brynn	0	0	0	0	0	0	0	0	0
<b>3586-Writing &amp; Literature Total</b>				0	0	0	0	0	0	0	0	0
3587-Languages	CL9974	CLL Teacher LANGUAGES	Blakley,Bonnie,L	0	0	0	2,800	262	3,062	2,800	262	3,062
<b>3587-Languages Total</b>				0	0	0	2,800	262	3,062	2,800	262	3,062
3588-Health	CL9972	CLL Teacher HEALTH	Blasius,Karl,R	0	0	0	0	0	0	0	0	0
<b>3588-Health Total</b>				0	0	0	0	0	0	0	0	0
3605-SEL Older Adults Courses	CI9894	SEL OA WELL ADJ. LAB	Vacant	0	0	0	0	0	0	0	0	0
	CI9895	SEL OA WELL ADJ. LEC	Vacant	0	0	0	0	0	0	0	0	0
	CI9936	SEL OA HEALTH ADJ. LAB	Unkefer,D,Duane	0	0	0	0	0	0	0	0	0
	CI9937	SEL OA HEALTH ADJ. LEC	Unkefer,D,Duane	0	0	0	0	0	0	0	0	0
	CI9938	SEL OA SELF-MGMT ADJ. LAB	Boyd,Barbara,L	0	0	0	0	0	0	0	0	0
	CI9939	SEL OA SELF-MGMT ADJ. LEC	Bijou,Jude,	0	0	0	0	0	0	0	0	0
	CI9940	SEL OA FAMILY ADJ. LAB	Alciati,Mark,	0	0	0	0	0	0	0	0	0
	CI9941	SEL OA FAMILY ADJ. LEC	Alciati,Mark,	0	0	0	0	0	0	0	0	0

**Santa Barbara City College  
2022-23  
Unrestricted General Funds and Other Funds  
Budgeted Positions**

**“Pooled/Hourly/Other Positions” Budgeted Positions**

Department	Position Number	Position Description	Employee	Unrestricted General Fund			Restricted & Other Funds			Total Funds		
				Salary	Benefits	Total	Salary	Benefits	Total	Salary	Benefits	Total
3605-SEL Older Adults Courses	CI9942	SEL OA CREATIVE ADJ. LAB	Askew,Richard,A	0	0	0	0	0	0	0	0	0
	CI9943	SEL OA CREATIVE ADJ. LEC	Askew,Richard,A	1,018,600	131,807	1,150,407	0	0	0	1,018,600	131,807	1,150,407
	CI9999	Noncredit Lecture (Vitality)	Day,Arden,L	0	0	0	0	0	0	0	0	0
	HI8889	Hourly Worker	Acosta,Karla,J	10,000	987	10,987	0	0	0	10,000	987	10,987
	STP843	SEL Older Adult Reg Stipend	Vacant	0	0	0	0	0	0	0	0	0
	STP680	Parttime Fac -Pro Develop OA	Vacant	0	0	0	0	0	0	0	0	0
<b>3605-SEL Older Adults Courses Total</b>				<b>1,028,600</b>	<b>132,794</b>	<b>1,161,394</b>	<b>0</b>	<b>0</b>	<b>0</b>	<b>1,028,600</b>	<b>132,794</b>	<b>1,161,394</b>
3620-SEL Health & Safety	CI9934	SEL HEALTH ADJ. LAB	Vacant	3,000	500	3,500	0	0	0	3,000	500	3,500
	CI9935	SEL HEALTH ADJ. LEC	Allen,Archie,E	16,800	2,174	18,974	0	0	0	16,800	2,174	18,974
	STP842	SEL Health & Safety Stipend	Vacant	0	0	0	0	0	0	0	0	0
	STP676	Parttime Fac -Pro Develop HEALTH&SAFE	Vacant	0	0	0	0	0	0	0	0	0
<b>3620-SEL Health &amp; Safety Total</b>				<b>19,800</b>	<b>2,674</b>	<b>22,474</b>	<b>0</b>	<b>0</b>	<b>0</b>	<b>19,800</b>	<b>2,674</b>	<b>22,474</b>
3630-SEL Workforce Prep	CI9884	SEL WFP COMMUNICATIONS-LAB	Vacant	0	0	0	0	0	0	0	0	0
	CI9885	SEL WFP COMMUNICATIONS-LEC	Hutchinson,Carrie,C	0	0	0	0	0	0	0	0	0
	CI9890	SEL ADULTS W DISABILITIES -LAB	Keys Thomas,Debra,	0	0	0	0	0	0	0	0	0
	CI9891	SEL ADULTS W DISABILITIES -LEC	Keys Thomas,Debra,	0	0	0	0	0	0	0	0	0
	CI9910	SEL WFP LIBR ADJ. LAB	Vacant	0	0	0	0	0	0	0	0	0
	CI9911	SEL WFP LIBR ADJ. LEC	Ackerman,Alicia,Anne	0	0	0	0	0	0	0	0	0
	CI9912	SEL WFP CNEE ADJ. LAB	Cornejo,Gerardo,R	0	0	0	0	0	0	0	0	0
	CI9913	SEL WFP CNEE ADJ. LEC	Cornejo,Gerardo,R	0	0	0	0	0	0	0	0	0
	CI9914	SEL WFP CIS ADJ. LAB	Donerson,Robert,L	0	0	0	0	0	0	0	0	0
	CI9915	SEL WFP CIS ADJ. LEC	Crafton,Stephen,Perry	0	0	0	0	0	0	0	0	0
	CI9916	SEL WFP COMP ADJ. LAB	Aparisio,Araceli,	0	0	0	0	0	0	0	0	0
	CI9917	SEL WFP COMP ADJ. LEC	Aparisio,Araceli,	0	0	0	0	0	0	0	0	0
	CI9918	SEL WFP DRFT ADJ. LAB	Vacant	0	0	0	0	0	0	0	0	0
	CI9919	SEL WFP DRFT ADJ. LEC	Vacant	0	0	0	0	0	0	0	0	0
	CI9920	SEL WFP MAT ADJ. LAB	Burkhardt,Bruce,J	0	0	0	0	0	0	0	0	0
	CI9921	SEL WFP MAT ADJ. LEC	Burkhardt,Bruce,J	0	0	0	0	0	0	0	0	0
	CI9922	SEL WFP PHOT ADJ. LAB	Burkhardt,Bruce,J	0	0	0	0	0	0	0	0	0
	CI9923	SEL WFP PHOT ADJ. LEC	Burkhardt,Bruce,J	0	0	0	0	0	0	0	0	0
	CI9924	SEL WFP GDP ADJ. LAB	Burkhardt,Bruce,J	0	0	0	0	0	0	0	0	0
	CI9925	SEL WFP GDP ADJ. LEC	Burkhardt,Bruce,J	0	0	0	0	0	0	0	0	0
	CI9926	SEL WFP PD ADJ. LAB	Vacant	0	0	0	0	0	0	0	0	0
	CI9927	SEL WFP PD ADJ. LEC	Vacant	0	0	0	0	0	0	0	0	0
	CI9928	SEL WFP MKT ADJ LAB	Vacant	0	0	0	0	0	0	0	0	0
	CI9929	SEL WFP MKT ADJ LEC	Maida,Hala,A.	0	0	0	0	0	0	0	0	0
	CI9930	SEL WFP ACCT ADJ. LAB	Vacant	0	0	0	0	0	0	0	0	0
	CI9931	SEL WFP ACCT ADJ. LEC	Vacant	0	0	0	0	0	0	0	0	0
	CI9932	SEL WFP PRO DEV. ADJ. LAB	Donerson,Robert,L	0	0	0	0	0	0	0	0	0
	CI9933	SEL WFP PRO DEV. ADJ. LEC	Backelin,Patricia,Louise	410,000	53,054	463,054	0	0	0	410,000	53,054	463,054
	CI9994	CE Adjunct - Instr LEC (CIOF)	Graffius,Norma,Luz	0	0	0	0	0	0	0	0	0
	CI9995	CE Adjunct - Instr LAB (CIS)	Vacant	0	0	0	0	0	0	0	0	0
	CI9996	CE Adjunct - Instr LEC (CIS)	Vacant	0	0	0	0	0	0	0	0	0
	HI9924	--	Vacant	0	0	0	0	0	0	0	0	0
	STP698	Career Fridays Preparation	Vacant	0	0	0	0	0	0	0	0	0
	STP724	SEL CSI Prof Develop	Vacant	0	0	0	0	0	0	0	0	0
	STP725	SEL CSI Meeting	Vacant	0	0	0	0	0	0	0	0	0
	STP726	SEL CSI Comm Dev/Liaison	Vacant	0	0	0	0	0	0	0	0	0
	STP841	SEL CSI Curriculum Work	Vacant	0	0	0	0	0	0	0	0	0
	STP672	Career Skills- Student Learning Outcomes	Vacant	1,000	0	1,000	0	0	0	1,000	0	1,000
	STP681	Parttime Fac -Pro Develop CSI	Vacant	0	0	0	0	0	0	0	0	0

**Santa Barbara City College  
2022-23  
Unrestricted General Funds and Other Funds  
Budgeted Positions**

**“Pooled/Hourly/Other Positions” Budgeted Positions**

Department	Position Number	Position Description	Employee	Unrestricted General Fund			Restricted & Other Funds			Total Funds		
				Salary	Benefits	Total	Salary	Benefits	Total	Salary	Benefits	Total
<b>3630-SEL Workforce Prep Total</b>				<b>411,000</b>	<b>53,054</b>	<b>464,054</b>	<b>0</b>	<b>0</b>	<b>0</b>	<b>411,000</b>	<b>53,054</b>	<b>464,054</b>
<b>3640-SEL Parenting</b>	<b>AI9863</b>	Adjunct Parenting Lab	Vacant	185,000	25,567	210,567	0	0	0	185,000	25,567	210,567
	<b>AI9864</b>	Adjunct Parenting Lecture	Vacant	5,000	691	5,691	0	0	0	5,000	691	5,691
	<b>AI9964</b>	Instructor	Vacant	10,000	1,382	11,382	0	0	0	10,000	1,382	11,382
	<b>CI9904</b>	SEL ECE PARENT/FAMILY REL. LAB	Vacant	0	0	0	0	0	0	0	0	0
	<b>CI9905</b>	SEL ECE PARENT/FAMILY REL. LEC	Vacant	0	0	0	0	0	0	0	0	0
	<b>CI9906</b>	SEL ECE PARENT/CH DEVEL. LAB	Vacant	0	0	0	0	0	0	0	0	0
	<b>CI9907</b>	SEL ECE PARENT/CH DEVEL. LEC	Vacant	0	0	0	0	0	0	0	0	0
	<b>CI9908</b>	SEL ECE PARENT/CH WKSHLP LAB	Gilbert,Amanda,Lynne	55,000	7,117	62,117	0	0	0	55,000	7,117	62,117
	<b>CI9909</b>	SEL ECE PARENT/CH WKSHLP LEC	Gilbert,Amanda,Lynne	0	0	0	0	0	0	0	0	0
	<b>STP840</b>	SEL Parenting Stipend	Vacant	5,350	692	6,042	0	0	0	5,350	692	6,042
	<b>STP674</b>	Parttime Fac -Pro Develop PARENT	Vacant	0	0	0	0	0	0	0	0	0
<b>3640-SEL Parenting Total</b>				<b>260,350</b>	<b>35,449</b>	<b>295,799</b>	<b>0</b>	<b>0</b>	<b>0</b>	<b>260,350</b>	<b>35,449</b>	<b>295,799</b>
<b>3660-SEL Home Economics</b>	<b>CI9892</b>	SEL HOME ECONOMICS ADJ. LAB	Vacant	0	0	0	0	0	0	0	0	0
	<b>CI9893</b>	SEL HOME ECONOMICS ADJ. LEC	Vacant	75,000	9,705	84,705	0	0	0	75,000	9,705	84,705
	<b>STP677</b>	Parttime Fac -Pro Develop HOME EC	Vacant	0	0	0	0	0	0	0	0	0
<b>3660-SEL Home Economics Total</b>				<b>75,000</b>	<b>9,705</b>	<b>84,705</b>	<b>0</b>	<b>0</b>	<b>0</b>	<b>75,000</b>	<b>9,705</b>	<b>84,705</b>
<b>3670-SEL Vocational</b>	<b>CI9882</b>	SEL VOC EMT - LAB	Vacant	0	0	0	0	0	0	0	0	0
	<b>CI9883</b>	SEL VOC EMT - LEC	Vacant	0	0	0	0	0	0	0	0	0
	<b>CI9896</b>	SEL VOC CONSTRUCT TECH ADJ LAB	Provan,Conor,Cruise	0	0	0	0	0	0	0	0	0
	<b>CI9897</b>	SEL VOC CONSTRUCT TECH ADJ LEC	Bennett,Tim,A	0	0	0	0	0	0	0	0	0
	<b>CI9898</b>	SEL VOC ENVIRON HORT. ADJ. LAB	Vacant	94,800	12,267	107,067	0	0	0	94,800	12,267	107,067
	<b>CI9899</b>	SEL VOC ENVIRON HORT. ADJ. LEC	Vacant	0	0	0	0	0	0	0	0	0
	<b>CI9900</b>	SEL VOC CULINARY ARTS ADJ LAB	Vacant	0	0	0	0	0	0	0	0	0
	<b>CI9901</b>	SEL VOC CULINARY ARTS ADJ LEC	Vacant	0	0	0	0	0	0	0	0	0
	<b>CI9902</b>	SEL VOC ALLIED HEALTH ADJ. LAB	Vacant	0	0	0	0	0	0	0	0	0
	<b>CI9903</b>	SEL VOC ALLIED HEALTH ADJ. LEC	Vacant	0	0	0	0	0	0	0	0	0
	<b>HI8742</b>	Hourly Worker - Instructional	Vacant	7,200	710	7,910	0	0	0	7,200	710	7,910
	<b>STP721</b>	Vocational Professional Devel	Vacant	0	0	0	0	0	0	0	0	0
	<b>STP722</b>	Vocational Meeting	Vacant	0	0	0	0	0	0	0	0	0
	<b>STP723</b>	Vocational Comm. Devel/Liaison	Vacant	0	0	0	0	0	0	0	0	0
	<b>STP835</b>	SEL Construction Tech Stipend	Vacant	598	77	675	0	0	0	598	77	675
	<b>STP836</b>	SEL Horticulture Stipend	Vacant	0	0	0	0	0	0	0	0	0
	<b>STP837</b>	SEL Culinary Arts Stipend	Vacant	0	0	0	0	0	0	0	0	0
	<b>STP838</b>	SEL Allied Health Stipend	Vacant	0	0	0	0	0	0	0	0	0
	<b>STP675</b>	Parttime Fac -Pro Develop VOCAT.	Vacant	0	0	0	0	0	0	0	0	0
<b>3670-SEL Vocational Total</b>				<b>102,598</b>	<b>13,055</b>	<b>115,652</b>	<b>0</b>	<b>0</b>	<b>0</b>	<b>102,598</b>	<b>13,055</b>	<b>115,652</b>
<b>3690-Adult Education Programs</b>	<b>AN9970</b>	Adjunct - Counselor	Vacant	0	0	0	0	0	0	0	0	0
	<b>HI8721</b>	Hrly Stdnt Instr Aid- COASTAL	Vacant	0	0	0	0	0	0	0	0	0
	<b>HI8722</b>	Hrly Inst Aid Adult Ed Prog Y2	Vacant	0	0	0	0	0	0	0	0	0
	<b>HI8723</b>	Hrly Inst Aid-Adult Ed Prog Y1	Vacant	0	0	0	0	0	0	0	0	0
	<b>HI8724</b>	Hrly Instr Aid Adult Ed Prg Y2	Vacant	0	0	0	0	0	0	0	0	0
	<b>HI8830</b>	Hrly Instr Aid-Adult Ed Prog	Vacant	0	0	0	0	0	0	0	0	0
	<b>STP700</b>	CAEP Year 6 RMH Prof Devel	Vacant	0	0	0	0	0	0	0	0	0
	<b>STP701</b>	CAEP Year 6 RMH Meetings	Vacant	0	0	0	0	0	0	0	0	0
	<b>STP702</b>	CAEP Year 6 RMH Comm Devel	Vacant	0	0	0	0	0	0	0	0	0
	<b>STP703</b>	CAEP Year 6 CSI Prof Devel	Vacant	0	0	0	0	0	0	0	0	0
	<b>STP704</b>	CAEP Year 6 CSI Meetings	Vacant	0	0	0	0	0	0	0	0	0
	<b>STP705</b>	CAEP Year 6 CSI Comm Devel	Vacant	0	0	0	0	0	0	0	0	0
	<b>STP706</b>	CAEP Year 6 CSI Curriculum	Vacant	0	0	0	0	0	0	0	0	0
	<b>STP707</b>	CAEP Year 6 Jail Prof Devel	Vacant	0	0	0	0	0	0	0	0	0



**Santa Barbara City College  
2022-23  
Unrestricted General Funds and Other Funds  
Budgeted Positions**

**“Pooled/Hourly/Other Positions” Budgeted Positions**

Department	Position Number	Position Description	Employee	Unrestricted General Fund			Restricted & Other Funds			Total Funds		
				Salary	Benefits	Total	Salary	Benefits	Total	Salary	Benefits	Total
3690-Adult Education Programs	STP708	CAEP Year 6 Jail Meetings	Vacant	0	0	0	0	0	0	0	0	0
	STP709	CAEP Year 6 Jail Comm Devel	Vacant	0	0	0	0	0	0	0	0	0
	STP710	CAEP Year 6 Jail Curric Work	Vacant	0	0	0	0	0	0	0	0	0
	STP711	CAEP Year 6 AWD Prof Devel	Vacant	0	0	0	0	0	0	0	0	0
	STP712	CAEP Year 6 AWD Meetings	Vacant	0	0	0	0	0	0	0	0	0
	STP713	CAEP Year 6 AWD Comm Devel	Vacant	0	0	0	0	0	0	0	0	0
	STP714	CAEP Year 6 AWD Curriculum	Vacant	0	0	0	0	0	0	0	0	0
	STP715	CAEP YR6 ESL PD	Arnold,Thomas,D	0	0	0	0	0	0	0	0	0
	STP716	CAEP YR5 ESL Tech	Vacant	0	0	0	0	0	0	0	0	0
	STP717	CAEP YR5 ESL Curriculum	Vacant	0	0	0	0	0	0	0	0	0
	STP718	CAEP YR5 ESL PD	Vacant	0	0	0	0	0	0	0	0	0
	STP719	CAEP YR6 AHS Curric	Vacant	0	0	0	0	0	0	0	0	0
	STP720	CAEP YR6 AHS PD	Vacant	0	0	0	0	0	0	0	0	0
	STP731	DSPS for Adults - NC	Vacant	0	0	0	0	0	0	0	0	0
	STP753	AEBG Bus NC Stpd	Vacant	0	0	0	0	0	0	0	0	0
	STP789	AEBG Bus 12148 Adj Stpd	Vacant	0	0	0	0	0	0	0	0	0
	STP802	AEBG Bus 12148 Reg Fac Stpd	Vacant	0	0	0	0	0	0	0	0	0
	STP839	SEL Home Economics Stipend	Vacant	0	0	0	0	0	0	0	0	0
	<b>3690-Adult Education Programs Total</b>				<b>0</b>	<b>0</b>	<b>0</b>	<b>0</b>	<b>0</b>	<b>0</b>	<b>0</b>	<b>0</b>
4006-Education Programs	AI9875	Instructor - LAB (EDU)	Vacant	4,173	577	4,750	0	0	0	4,173	577	4,750
	AI9897	Instructor	Vacant	27,392	3,786	31,178	0	0	0	27,392	3,786	31,178
	OL4006	Overload Instructional - LAB	Vacant	0	0	0	0	0	0	0	0	0
	OV4006	Overload Instructional - LEC	Vacant	0	0	0	0	0	0	0	0	0
	SC4006	Summer Sessn Cr Adjunct - Lec	Vacant	0	0	0	0	0	0	0	0	0
	ST4006	Summer Session TLU - Lec	Vacant	9,780	0	9,780	0	0	0	9,780	0	9,780
	STP934	Early Child Ed- Oth Adj STP	Vacant	0	0	0	0	0	0	0	0	0
<b>4006-Education Programs Total</b>				<b>41,345</b>	<b>4,362</b>	<b>45,707</b>	<b>0</b>	<b>0</b>	<b>0</b>	<b>41,345</b>	<b>4,362</b>	<b>45,707</b>
4010-School of Extended Learning	HI9931	--	Brown,Mary,Faith	0	0	0	10,000	935	10,935	10,000	935	10,935
	STP833	SEL Fee Based Stipend	Vacant	0	0	0	598	77	675	598	77	675
	STP834	SEL Admin Stipend	Vacant	0	0	0	0	0	0	0	0	0
<b>4010-School of Extended Learning Admin Total</b>				<b>0</b>	<b>0</b>	<b>0</b>	<b>10,598</b>	<b>1,012</b>	<b>11,610</b>	<b>10,598</b>	<b>1,012</b>	<b>11,610</b>
4012-Disabled Student Programs/	AN9977	Adjunct - Counselor DSPS	Vacant	0	0	0	70,000	11,417	81,417	70,000	11,417	81,417
	AN9984	Learning Specialist - DSPS	Vacant	0	0	0	0	0	0	0	0	0
	FWS936	Federal Work Study	Vacant	0	0	0	0	0	0	0	0	0
	HI8821	Student Worker - Instructional	Vacant	0	0	0	0	0	0	0	0	0
	HI8847	Hourly Worker	Laslo,Tracey,Lynn	0	0	0	0	0	0	0	0	0
	HI8862	Hourly Worker	Albritton,Rachel,Nicole	0	0	0	0	0	0	0	0	0
	HI9951	--	Vacant	5,500	544	6,044	0	0	0	5,500	544	6,044
	OL4012	Overload Non-Instruction	Vacant	10,165	0	10,165	0	0	0	10,165	0	10,165
	OV4012	Overload Instructional - LEC	Vacant	2,140	0	2,140	0	0	0	2,140	0	2,140
	SB4012	Summer Cr Adjunct - Counselor	Vacant	0	0	0	0	0	0	0	0	0
	SL0229	Summer Session TLU - Lab	Vacant	2,247	0	2,247	3,868	0	3,868	6,115	0	6,115
	SL4012	Summer Session TLU - Lab	Vacant	0	0	0	0	0	0	0	0	0
	STP732	Stipend	Vacant	0	0	0	0	0	0	0	0	0
	STP781	Disabled Stdnts Prog Adj Stpd	Vacant	0	0	0	0	0	0	0	0	0
<b>4012-Disabled Student Programs/Services Total</b>				<b>20,052</b>	<b>544</b>	<b>20,596</b>	<b>73,868</b>	<b>11,417</b>	<b>85,285</b>	<b>93,920</b>	<b>11,961</b>	<b>105,881</b>
4024-Faculty Resource Center	STP770	Bsc Skills FRC Faculty Stipend	Vacant	0	0	0	0	0	0	0	0	0
	STP666	Decolonizing Curric & Pedagogy	Vacant	0	0	0	43,875	9,485	53,360	43,875	9,485	53,360
<b>4024-Faculty Resource Center Total</b>				<b>0</b>	<b>0</b>	<b>0</b>	<b>43,875</b>	<b>9,485</b>	<b>53,360</b>	<b>43,875</b>	<b>9,485</b>	<b>53,360</b>
4030-Learning Resource Center	AI9888	Instructor	Vacant	0	0	0	0	0	0	0	0	0
	HI8897	Student Worker - Instructional	Vacant	0	0	0	0	0	0	0	0	0

**Santa Barbara City College  
2022-23  
Unrestricted General Funds and Other Funds  
Budgeted Positions**

**“Pooled/Hourly/Other Positions” Budgeted Positions**

Department	Position Number	Position Description	Employee	Unrestricted General Fund			Restricted & Other Funds			Total Funds		
				Salary	Benefits	Total	Salary	Benefits	Total	Salary	Benefits	Total
4030-Learning Resource Center	HI9950	Hourly Worker - Instructional	Trelles,Emma,Eva	0	0	0	0	0	0	0	0	0
<b>4030-Learning Resource Center Total</b>				<b>0</b>	<b>0</b>	<b>0</b>	<b>0</b>	<b>0</b>	<b>0</b>	<b>0</b>	<b>0</b>	<b>0</b>
4048-Tutorial Center	CI9887	CE Adjunct - Instructional LEC	Kelly,Sean,P	2,975	385	3,360	0	0	0	2,975	385	3,360
	FWS978	Federal Work Study	Vacant	0	0	0	0	0	0	0	0	0
	HI8710	Hourly Staff Tutor - AAZ	Vacant	3,000	297	3,297	0	0	0	3,000	297	3,297
	HI8711	Hrly Stdnt NonInstr-Title V	Vacant	0	0	0	0	0	0	0	0	0
	HI8712	Hrly Student Tutor-Title V	Vacant	0	0	0	0	0	0	0	0	0
	HI8713	Hrly Staff Tutor-Title V	Flores Mejia,Adrian,	0	0	0	0	0	0	0	0	0
	HI8714	Hrly Stdnt NonInstr-Title III	Vacant	0	0	0	0	0	0	0	0	0
	HI8715	Hourly Student Tutor-Title III	Garcia,Alec,Frank	0	0	0	0	0	0	0	0	0
	HI8716	Hrly Stdnt NonInstr-SEA EvenYr	Vacant	0	0	0	0	0	0	0	0	0
	HI8717	Hrly Staff NonInstr-SEA EvenYr	Vacant	0	0	0	0	0	0	0	0	0
	HI8718	Hrly Stdnt NonInstr-SEA OddYr	Vacant	0	0	0	6,990	120	7,110	6,990	120	7,110
	HI8719	Hourly Staff NonInstr-SEA OddYr	Vacant	0	0	0	6,469	641	7,110	6,469	641	7,110
	HI8720	Hourly Staff Tutor -SEA OddYr	Ainsworth,Nolin,Patrick	0	0	0	102,139	10,111	112,250	102,139	10,111	112,250
	HI8817	Student Worker - Instructional	Andrade,Briana,Irene	0	0	0	175,727	3,023	178,750	175,727	3,023	178,750
	HI8822	Student Worker - Instructional	Vacant	0	0	0	0	0	0	0	0	0
	HI8894	Student Worker - Instructional	Andrade,Briana,Irene	50,000	4,935	54,935	0	0	0	50,000	4,935	54,935
	HI8896	Student Worker - Instructional	Batzaya,Tselmegronan,	410,000	40,467	450,467	0	0	0	410,000	40,467	450,467
	HI8943	Hourly Worker	Vacant	0	0	0	0	0	0	0	0	0
	HI9944	Hourly Worker - Instructional	Antunez,Maya,Cole	19,500	1,925	21,425	0	0	0	19,500	1,925	21,425
	HI9949	Hourly Worker - Instructional	Avila,Rocio,	200,000	19,740	219,740	0	0	0	200,000	19,740	219,740
<b>4048-Tutorial Center Total</b>				<b>685,475</b>	<b>67,749</b>	<b>753,224</b>	<b>291,325</b>	<b>13,895</b>	<b>305,220</b>	<b>976,800</b>	<b>81,644</b>	<b>1,058,444</b>
4054-Library	AI9880	Instructor	Vacant	34,775	4,806	39,581	0	0	0	34,775	4,806	39,581
	AN9989	Librarian	Vacant	70,000	11,417	81,417	0	0	0	70,000	11,417	81,417
	FWS977	Federal Work Study	Vacant	0	0	0	0	0	0	0	0	0
	HI8842	Hourly Worker	Vacant	0	0	0	0	0	0	0	0	0
	HI8884	Hourly Worker	Vacant	3,000	297	3,297	0	0	0	3,000	297	3,297
	HI8993	--	Vacant	1,300	129	1,429	0	0	0	1,300	129	1,429
	OL4054	Overload - Non-Instruction	Vacant	9,523	0	9,523	0	0	0	9,523	0	9,523
	SB4054	Summer Cr Adjunct - Librarian	Vacant	11,017	1,797	12,814	0	0	0	11,017	1,797	12,814
	SLO218	Summer Session TLU - Lab	Vacant	0	0	0	0	0	0	0	0	0
	SLO219	Summer Session TLU - Lab	Vacant	20,000	0	20,000	0	0	0	20,000	0	20,000
	SLO220	Summer Session TLU - Lab	Vacant	0	0	0	0	0	0	0	0	0
	ST4054	Summer Session TLU - Lec	Vacant	3,261	0	3,261	0	0	0	3,261	0	3,261
	STP752	Library - Dept CH Fac STP	Vacant	0	0	0	0	0	0	0	0	0
	STP754	Txtbk Affordabl Prog Fac STP	Vacant	0	0	0	0	0	0	0	0	0
	STP810	Txtbk Affordabil Prog Fac Stpd	Vacant	0	0	0	0	0	0	0	0	0
<b>4054-Library Total</b>				<b>152,876</b>	<b>18,446</b>	<b>171,322</b>	<b>0</b>	<b>0</b>	<b>0</b>	<b>152,876</b>	<b>18,446</b>	<b>171,322</b>
4055-Library Science	OV4054	Overload Instructional - LEC	Vacant	1,070	0	1,070	0	0	0	1,070	0	1,070
	SC4054	Summer Sessn Cr Adjunct - Lec	Vacant	5,000	691	5,691	0	0	0	5,000	691	5,691
	SL4054	Summer Session TLU - Lab	Vacant	112,778	0	112,778	0	0	0	112,778	0	112,778
<b>4055-Library Science Total</b>				<b>118,848</b>	<b>691</b>	<b>119,539</b>	<b>0</b>	<b>0</b>	<b>0</b>	<b>118,848</b>	<b>691</b>	<b>119,539</b>
4056-Dual Enrollment Program	HI8888	Hourly Worker	Vacant	14,850	1,465	16,315	0	0	0	14,850	1,465	16,315
	HI8984	--	Castrellon,Kimberly,Ann	14,850	1,465	16,315	0	0	0	14,850	1,465	16,315
	STP750	Dual Enrollment Adk Stpd	Vacant	2,000	276	2,276	0	0	0	2,000	276	2,276
<b>4056-Dual Enrollment Program Total</b>				<b>31,700</b>	<b>3,206</b>	<b>34,906</b>	<b>0</b>	<b>0</b>	<b>0</b>	<b>31,700</b>	<b>3,206</b>	<b>34,906</b>
4058-Work Experience, General	AI9882	Instructor	Vacant	0	0	0	0	0	0	0	0	0
	AN9980	Counselor - General Work Exp	Vacant	92,662	15,113	107,775	0	0	0	92,662	15,113	107,775
	HI8979	Hourly Worker	Vacant	0	0	0	0	0	0	0	0	0
	SB4058	Summer Cr Adjunct - Counselor	Vacant	2,983	487	3,470	0	0	0	2,983	487	3,470

**Santa Barbara City College  
2022-23  
Unrestricted General Funds and Other Funds  
Budgeted Positions**

**“Pooled/Hourly/Other Positions” Budgeted Positions**

Department	Position Number	Position Description	Employee	Unrestricted General Fund			Restricted & Other Funds			Total Funds		
				Salary	Benefits	Total	Salary	Benefits	Total	Salary	Benefits	Total
<b>4058-Work Experience, General Total</b>				<b>95,645</b>	<b>15,600</b>	<b>111,245</b>	<b>0</b>	<b>0</b>	<b>0</b>	<b>95,645</b>	<b>15,600</b>	<b>111,245</b>
<b>4060-Academic Senate</b>	<b>AI9876</b>	Instructor - Academic Senate	Vacant	4,173	577	4,750	0	0	0	4,173	577	4,750
	<b>OL4060</b>	Overload Instructional - LAB	Vacant	135,783	0	135,783	0	0	0	135,783	0	135,783
	<b>OV4060</b>	Overload Instructional - LEC	Vacant	104,753	0	104,753	0	0	0	104,753	0	104,753
	<b>STP765</b>	Academic Senate President Stip	Vacant	3,000	579	3,579	0	0	0	3,000	579	3,579
<b>4060-Academic Senate Total</b>				<b>247,709</b>	<b>1,156</b>	<b>248,865</b>	<b>0</b>	<b>0</b>	<b>0</b>	<b>247,709</b>	<b>1,156</b>	<b>248,865</b>
<b>4063-College Achievement Progra</b>	<b>FWS976</b>	Federal Work Study	Vacant	0	0	0	0	0	0	0	0	0
	<b>HI8729</b>	Student Inst Aid - CAP	Elmoussaid,Zahra,Ferdaouss	0	0	0	0	0	0	0	0	0
	<b>HI8895</b>	Student Worker - Instructional	Vacant	0	0	0	0	0	0	0	0	0
	<b>HI9948</b>	Hourly Worker - Instructional	Vacant	0	0	0	0	0	0	0	0	0
	<b>STP758</b>	CAP - Oth Adj STP	Vacant	0	0	0	0	0	0	0	0	0
<b>4063-College Achievement Program Total</b>				<b>0</b>	<b>0</b>	<b>0</b>	<b>0</b>	<b>0</b>	<b>0</b>	<b>0</b>	<b>0</b>	<b>0</b>
<b>4066-Honors Program Developme</b>	<b>HI8850</b>	Hourly Worker	Vacant	0	0	0	5,000	86	5,086	5,000	86	5,086
	<b>HI8933</b>	Honors Program Mentor	Vacant	0	0	0	0	0	0	0	0	0
	<b>OV4066</b>	Overload Instructional - LEC	Vacant	0	0	0	0	0	0	0	0	0
	<b>STP825</b>	Honors Director Stipend	Vacant	13,400	2,588	15,988	0	0	0	13,400	2,588	15,988
<b>4066-Honors Program Development Total</b>				<b>13,400</b>	<b>2,588</b>	<b>15,988</b>	<b>5,000</b>	<b>86</b>	<b>5,086</b>	<b>18,400</b>	<b>2,674</b>	<b>21,074</b>
<b>4067-Dean- Health/Human Servic</b>	<b>HI8833</b>	Hourly Worker - Instructional	Vacant	0	0	0	0	0	0	0	0	0
	<b>HI8940</b>	--	Vacant	0	0	0	0	0	0	0	0	0
	<b>STP733</b>	EMT-Online Curric Develop ADJ	Vacant	0	0	0	0	0	0	0	0	0
	<b>STP756</b>	StrgWF RegY2 Crr Adj STP	Vacant	0	0	0	0	0	0	0	0	0
	<b>STP764</b>	Strong Wrkfrc SBCC Reg Stipend	Vacant	0	0	0	8,324	778	9,102	8,324	778	9,102
	<b>STP812</b>	StrgWF Lcl Y2 Crr Tch Fac Stpd	Vacant	0	0	0	0	0	0	0	0	0
	<b>STP814</b>	StrgWF RegY2 Crr Tch Fac Stpd	Vacant	0	0	0	0	0	0	0	0	0
	<b>CS9002</b>	10MO - Ext. Allied Health	Wagner-Callis,Sharon,M	0	0	0	9,875	0	9,875	9,875	0	9,875
	<b>STP684</b>	RT Curriculum Redesign	Vacant	0	0	0	0	319	319	0	319	319
<b>4067-Dean- Health/Human Services/Career Total</b>				<b>0</b>	<b>0</b>	<b>0</b>	<b>18,199</b>	<b>1,097</b>	<b>19,297</b>	<b>18,199</b>	<b>1,097</b>	<b>19,297</b>
<b>4069-Dean - Sciences/Math/PE</b>	<b>FWS975</b>	Federal Work Study	Vacant	0	0	0	0	0	0	0	0	0
	<b>HI8750</b>	Hourly Worker	Bennett,Zoe,Charlize	0	0	0	3,000	281	3,281	3,000	281	3,281
	<b>HI8760</b>	MESA Faculty Inst Aid	Vacant	0	0	0	0	0	0	0	0	0
	<b>HI8803</b>	Hourly Worker - Instructional	Vacant	0	0	0	5,000	468	5,468	5,000	468	5,468
	<b>HI8824</b>	Student Worker - Instructional	Vacant	0	0	0	0	0	0	0	0	0
	<b>HI8837</b>	Hourly Worker	Gonzalez,Lisette,	0	0	0	0	0	0	0	0	0
	<b>HI8857</b>	Hourly Worker	Ibarra,Armando,	0	0	0	0	0	0	0	0	0
	<b>HI9947</b>	--	Mancini,Franco,Javier	0	0	0	0	0	0	0	0	0
	<b>SB4069</b>	Summer Cr Adjunct - Counselor	Vacant	0	0	0	0	0	0	0	0	0
	<b>STP736</b>	Data Sci Curric Dev/UCSB-FAC	Vacant	0	0	0	0	0	0	0	0	0
	<b>STP807</b>	STEM Schlrs Prog Reg Fac Stpd	Vacant	0	0	0	0	0	0	0	0	0
	<b>STP821</b>	ESTEEM Regular Faculty Stipend	Vacant	0	0	0	0	0	0	0	0	0
<b>4069-Dean - Sciences/Math/PE Total</b>				<b>0</b>	<b>0</b>	<b>0</b>	<b>8,000</b>	<b>748</b>	<b>8,748</b>	<b>8,000</b>	<b>748</b>	<b>8,748</b>
<b>406-English Composition &amp; Literat</b>	<b>AI9968</b>	Instructor	Vacant	965,900	133,487	1,099,387	0	0	0	965,900	133,487	1,099,387
	<b>CI9889</b>	SEL NC/CREDIT ENGLISH- LAB	Brinkman,Debra,H	11,705	1,515	13,220	0	0	0	11,705	1,515	13,220
	<b>HI8708</b>	Hourly Student - Eng110 Supprt	Monterrosa,Isabella,Marie	0	0	0	1,062	18	1,080	1,062	18	1,080
	<b>HI8762</b>	Bsc Skills Eng Inst Aid	Vacant	0	0	0	0	0	0	0	0	0
	<b>HI8764</b>	Bsc Skills English Ins Aid	Vacant	0	0	0	0	0	0	0	0	0
	<b>OL0406</b>	Overload Instructional - LAB	Vacant	0	0	0	0	0	0	0	0	0
	<b>OT9999</b>	Overtime - instructional	Vacant	0	0	0	0	0	0	0	0	0
	<b>OV0406</b>	Overload Instructional - LEC	Vacant	52,644	0	52,644	0	0	0	52,644	0	52,644
	<b>OV0412</b>	Overload Instructional - LEC	Vacant	41,583	0	41,583	0	0	0	41,583	0	41,583
	<b>SC0406</b>	Summer Sessn Cr Adjunct - Lec	Vacant	176,236	24,356	200,592	0	0	0	176,236	24,356	200,592
	<b>SC0412</b>	Summer Sessn Cr Adjunct - Lec	Vacant	16,360	2,261	18,621	0	0	0	16,360	2,261	18,621

**Santa Barbara City College  
2022-23  
Unrestricted General Funds and Other Funds  
Budgeted Positions**

“Pooled/Hourly/Other Positions” Budgeted Positions

Department	Position Number	Position Description	Employee	Unrestricted General Fund			Restricted & Other Funds			Total Funds		
				Salary	Benefits	Total	Salary	Benefits	Total	Salary	Benefits	Total
406-English Composition & Literat	SL0406	Summer Session TLU - Lab	Vacant	0	0	0	0	0	0	0	0	0
	SL1406	Summer Session TLU - Lab	Vacant	6,489	0	6,489	0	0	0	6,489	0	6,489
	ST0406	Summer Session TLU - Lec	Vacant	59,704	0	59,704	0	0	0	59,704	0	59,704
	ST0412	Summer Session TLU - Lec	Vacant	67,523	0	67,523	0	0	0	67,523	0	67,523
	STP699	English Transfer Program	Vacant	0	0	0	0	0	0	0	0	0
	STP975	English Skills- Dept Ch STP	Vacant	0	0	0	0	0	0	0	0	0
	STP976	English - Oth Adj STP	Vacant	0	0	0	8,551	1,849	10,400	8,551	1,849	10,400
	STP977	English - Oth NTCC STP	Vacant	13,000	2,510	15,510	0	0	0	13,000	2,510	15,510
	STP978	English - Dept Ch STP	Vacant	40,000	7,724	47,724	0	0	0	40,000	7,724	47,724
	HI8700	Sub-Matriculation Inst/Sup Spe	Vacant	0	0	0	0	0	0	0	0	0
	STP683	Multi-Literacy Eng Retreat	Vacant	0	0	0	32,844	7,099	39,943	32,844	7,099	39,943
	HI8697	SEA English Multilingual/Multimodal	Vacant	0	0	0	5,663	97	5,760	5,663	97	5,760
	HI8698	SEA Creative Writing	Vacant	0	0	0	5,663	97	5,760	5,663	97	5,760
	STP667	ENGLISH as Multilingual/Modal-Met-Rise	Vacant	0	0	0	28,286	6,114	34,400	28,286	6,114	34,400
	<b>406-English Composition &amp; Literature Total</b>				<b>1,451,144</b>	<b>171,853</b>	<b>1,622,997</b>	<b>82,069</b>	<b>15,274</b>	<b>97,343</b>	<b>1,533,213</b>	<b>187,127</b>
4070-Dean - Hum/Fine Arts/ESL/S	FWS945	Federal Work Study	Vacant	0	0	0	0	0	0	0	0	0
	HI8794	Student Worker - Instructional	Vacant	0	0	0	0	0	0	0	0	0
	HI8796	Hourly Worker	Vacant	0	0	0	0	0	0	0	0	0
	HI8799	Hourly Worker	Vacant	0	0	0	0	0	0	0	0	0
	HI8801	Hourly Worker - Instructional	Vacant	0	0	0	0	0	0	0	0	0
	HI8802	Hourly Worker - Instructional	Vacant	0	0	0	0	0	0	0	0	0
	HI8834	Hourly Worker - Instructional	Vacant	0	0	0	0	0	0	0	0	0
	HI8840	Hourly Worker	Vacant	0	0	0	0	0	0	0	0	0
	HI8872	Hourly Reader Budget Pool	Vacant	75,000	0	75,000	0	0	0	75,000	0	75,000
	HI8908	Student Worker - Instructional	Vacant	0	0	0	0	0	0	0	0	0
	HI8942	Hourly Worker	Vacant	0	0	0	0	0	0	0	0	0
	HI9946	--	Vacant	0	0	0	0	0	0	0	0	0
	SB4070	Summer Cr Adj - Acad Counselor	Vacant	0	0	0	0	0	0	0	0	0
	SL0224	Summer Session TLU - Lab	Vacant	0	0	0	0	0	0	0	0	0
	SLO228	Summer Session TLU - Lab	Vacant	0	0	0	0	0	0	0	0	0
	SLO221	Summer Session TLU - Lab	Vacant	0	0	0	0	0	0	0	0	0
	SLO222	Summer Session TLU - Lab	Vacant	0	0	0	0	0	0	0	0	0
	SLO223	Summer Session TLU - Lab	Vacant	0	0	0	0	0	0	0	0	0
	SLO225	Summer Session TLU - Lab	Vacant	0	0	0	0	0	0	0	0	0
	SLO226	Summer Session TLU - Lab	Vacant	0	0	0	0	0	0	0	0	0
	STP751	IEPE Inst Effectivnss Adj Stpd	Vacant	0	0	0	0	0	0	0	0	0
STP815	Bsc Skls/Stdt Outcms Fac Stpd	Vacant	0	0	0	0	0	0	0	0	0	
STP818	IEPE Inst Effectivnss Fac Stpd	Vacant	0	0	0	0	0	0	0	0	0	
STP685	Title V- Rise Grant	Vacant	0	0	0	0	0	0	0	0	0	
<b>4070-Dean - Hum/Fine Arts/ESL/SoM/SS Total</b>				<b>75,000</b>	<b>0</b>	<b>75,000</b>	<b>0</b>	<b>0</b>	<b>0</b>	<b>75,000</b>	<b>0</b>	<b>75,000</b>
4071-User Support Service	HI9910	--	Davis,Jon,Michael	72,000	7,106	79,106	0	0	0	72,000	7,106	79,106
<b>4071-User Support Service Total</b>				<b>72,000</b>	<b>7,106</b>	<b>79,106</b>	<b>0</b>	<b>0</b>	<b>0</b>	<b>72,000</b>	<b>7,106</b>	<b>79,106</b>
4072-Vice President of Academic	AI9878	Instructor - FA Rep	Vacant	10,486	1,710	12,196	0	0	0	10,486	1,710	12,196
	AN9978	Std Equity Project Prog Dev	Vacant	0	0	0	6,000	0	6,000	6,000	0	6,000
	FWS974	Federal Work Study	Vacant	0	0	0	0	0	0	0	0	0
	HI8800	Hourly Worker - Instructional	Buddy,Meghan,Sarah	0	0	0	0	0	0	0	0	0
	HI8808	Student Worker - Instructional	Vacant	0	0	0	0	0	0	0	0	0
	HI8810	Student Worker - Instructional	Vacant	0	0	0	0	0	0	0	0	0
	HI8844	Hourly Worker	Vacant	0	0	0	0	0	0	0	0	0
	HI8852	Hourly Worker	Vacant	0	0	0	0	0	0	0	0	0
	HI8855	Hourly Worker	Vacant	0	0	0	0	0	0	0	0	0

**Santa Barbara City College  
2022-23  
Unrestricted General Funds and Other Funds  
Budgeted Positions**

**“Pooled/Hourly/Other Positions” Budgeted Positions**

Department	Position Number	Position Description	Employee	Unrestricted General Fund			Restricted & Other Funds			Total Funds		
				Salary	Benefits	Total	Salary	Benefits	Total	Salary	Benefits	Total
4072-Vice President of Academic Affairs	HI8864	Hourly Worker	Erickson,Christian,Patrick	0	0	0	2,000	187	2,187	2,000	187	2,187
	HI8868	Federal Grant Assistant	Ramirez,Erica,Lynn	0	0	0	30,000	0	30,000	30,000	0	30,000
	HI8871	Hourly Worker	Vacant	0	0	0	0	0	0	0	0	0
	HI8915	Student Worker - Instructional	Vacant	0	0	0	0	0	0	0	0	0
	HI9920	--	Vacant	0	0	0	0	0	0	0	0	0
	HI9945	--	Vacant	0	0	0	0	0	0	0	0	0
	OL4072	Overload Instructional - LAB	Vacant	40,018	0	40,018	0	0	0	40,018	0	40,018
	OT9992	Overtime - instructional	Vacant	52	0	52	0	0	0	52	0	52
	OV4072	Overload Instructional - LEC	Vacant	7,490	0	7,490	0	0	0	7,490	0	7,490
	RTCERT	Retiree - Certificated	Adler,Ronald,B	0	0	0	0	0	0	0	0	0
	RTNCRT	Retiree spouse - Certificated	Albanese,Ann,Leslie	0	0	0	0	0	0	0	0	0
	SL0227	Summer Session TLU - Lab	Vacant	112,778	0	112,778	0	0	0	112,778	0	112,778
	STP738	Fall DE Train and Conv- ADJ	Vacant	0	0	0	0	0	0	0	0	0
	STP739	Fall DE Train and Conv- FAC	Vacant	0	0	0	0	0	0	0	0	0
	STP743	Spring DE Train and Conv- ADJ	Vacant	0	0	0	0	0	0	0	0	0
	STP744	Spring DE Train and Conv- FAC	Vacant	0	0	0	0	0	0	0	0	0
	STP763	Faculty Accreditation Stpd	Vacant	0	0	0	0	0	0	0	0	0
	STP766	Ttl III Rmvg Brs STEM Adj Stp	Vacant	0	0	0	0	0	0	0	0	0
	STP767	Ttl V Degr Flex Lrn Adj Stpd	Vacant	0	0	0	0	0	0	0	0	0
	STP777	Bsc Skills Other NT Adjct Stpd	Vacant	0	0	0	0	0	0	0	0	0
	STP782	Bsc Skls/Std Outcms Adj Stpd	Vacant	0	0	0	0	0	0	0	0	0
	STP784	Adult Basic Ed ESL Adj Stpd	Vacant	0	0	0	0	0	0	0	0	0
	STP809	Ttl V Degr Flex Lrn Fac Stpd	Vacant	0	0	0	55,000	11,686	66,686	55,000	11,686	66,686
	STP816	Ttl III Rmvg Brs STEM Fac Stp	Vacant	0	0	0	0	0	0	0	0	0
	STP817	Guided Pathways Reg Fac Stpd	Vacant	0	0	0	73,366	20,405	93,771	73,366	20,405	93,771
	STP819	Adult ED ESL Reg Fac Stipend	Vacant	0	0	0	0	0	0	0	0	0
	STP826	SLO Coordinator Stipend	Vacant	18,000	3,476	21,476	0	0	0	18,000	3,476	21,476
	SUBAN9	Substitute - NON-INSTRUCTION	Field,David,B	0	0	0	0	0	0	0	0	0
	SUBCC9	Substitute - Orfalea ELC	Vacant	0	0	0	0	0	0	0	0	0
	SUBCO9	Substitute - COSMETOLOGY	Vacant	0	0	0	0	0	0	0	0	0
	SUBLB9	Substitute - LAB	Adams,Liza,V	107,000	14,787	121,787	0	0	0	107,000	14,787	121,787
	SUBLC9	Substitute - LEC	Adams,Liza,V	160,500	22,181	182,681	0	0	0	160,500	22,181	182,681
<b>4072-Vice President of Academic Affairs Total</b>				<b>456,324</b>	<b>42,155</b>	<b>498,479</b>	<b>166,366</b>	<b>32,278</b>	<b>198,644</b>	<b>622,690</b>	<b>74,433</b>	<b>697,123</b>
4073-Dean of Ed. Prog - Lang, PE, FWS934		Federal Work Study	Vacant	0	0	0	0	0	0	0	0	0
	HI8859	Hourly Worker	Vacant	0	0	0	0	0	0	0	0	0
<b>4073-Dean of Ed. Prog - Lang, PE, Tech Total</b>				<b>0</b>	<b>0</b>	<b>0</b>	<b>0</b>	<b>0</b>	<b>0</b>	<b>0</b>	<b>0</b>	<b>0</b>
4074-Dean - Bus/ Intern'l/ Media/FWS973		Federal Work Study	Vacant	0	0	0	0	0	0	0	0	0
	HI8860	Hourly Worker	Vacant	0	0	0	0	0	0	0	0	0
	HI8865	Hourly Worker	Vacant	0	0	0	0	0	0	0	0	0
	HI8866	Hourly Worker	Vacant	0	0	0	0	0	0	0	0	0
	HI8934	Hourly Student NI Scheinfeld	Amoh,Beverlyn,Christian	0	0	0	0	0	0	0	0	0
	HI8996	--	Vacant	0	0	0	0	0	0	0	0	0
	STP749	Scheinfeld Adj Stipend	Vacant	0	0	0	0	0	0	0	0	0
	STP776	Strong WF NonCr Teach Stipend	Vacant	0	0	0	0	0	0	0	0	0
	STP790	AB86 AdltEd Cons Plng Adj Stpd	Vacant	0	0	0	0	0	0	0	0	0
	STP791	AEBG Bus 12126 Adj Stpd	Vacant	0	0	0	0	0	0	0	0	0
	STP804	AB86 AdltEd ConsPlng Fac Stpd	Vacant	0	0	0	0	0	0	0	0	0
	STP805	AEBG Bus 12126 Reg Fac Stpd	Vacant	0	0	0	0	0	0	0	0	0
	STP820	Scheinfeld Prog Reg Fac Stiped	Vacant	0	0	0	0	0	0	0	0	0
<b>4074-Dean - Bus/ Intern'l/ Media/Career Total</b>				<b>0</b>	<b>0</b>	<b>0</b>	<b>0</b>	<b>0</b>	<b>0</b>	<b>0</b>	<b>0</b>	<b>0</b>
4075-V.P. - School of Extended Le: FWS933		Student Worker	Vacant	0	0	0	0	0	0	0	0	0

**Santa Barbara City College  
2022-23  
Unrestricted General Funds and Other Funds  
Budgeted Positions**

**“Pooled/Hourly/Other Positions” Budgeted Positions**

Department	Position Number	Position Description	Employee	Unrestricted General Fund			Restricted & Other Funds			Total Funds		
				Salary	Benefits	Total	Salary	Benefits	Total	Salary	Benefits	Total
4075-V.P. - School of Extended Learning	OT9993	Overtime - instructional	Vacant	0	0	0	0	0	0	0	0	0
	STP690	VP SEL- Fac Assoc NC	Braden,Susan,P	0	0	0	0	0	0	0	0	0
	STP691	VP SEL- CAC Committee	Mautone,Patricia,D	0	0	0	0	0	0	0	0	0
	STP692	VP SEL- PEC Committee	Messer,Mariah,Machon	0	0	0	0	0	0	0	0	0
	STP693	VP SEL- Fac Evals	Vacant	0	0	0	0	0	0	0	0	0
	STP694	VP SEL- In-Service	Vacant	0	0	0	0	0	0	0	0	0
	STP737	Fall DE Train and Conv- NC	Vacant	0	0	0	0	0	0	0	0	0
	STP742	Spring DE Train and Conv- NC	Vacant	0	0	0	0	0	0	0	0	0
	STP768	SEL Admin NC Fac Stipend	Vacant	112,245	14,525	126,770	0	0	0	112,245	14,525	126,770
	STP769	SEL Admin Reg Fac Stipend	Vacant	598	115	713	0	0	0	598	115	713
	SUBNCB	NC Substitute - Instr LAB	Adcock,Michael,E	0	0	0	0	0	0	0	0	0
	SUBNCC	NC Substitute - Instr LEC	Adcock,Michael,E	0	0	0	0	0	0	0	0	0
	STP687	VP Sel-Student Lrng Outcome	Vacant	0	0	0	0	0	0	0	0	0
<b>4075-V.P. - School of Extended Learning Total</b>				<b>112,843</b>	<b>14,640</b>	<b>127,483</b>	<b>0</b>	<b>0</b>	<b>0</b>	<b>112,843</b>	<b>14,640</b>	<b>127,483</b>
4085-Gateway to Success Program	FWS972	Federal Work Study	Vacant	0	0	0	0	0	0	0	0	0
<b>4085-Gateway to Success Program Total</b>				<b>0</b>	<b>0</b>	<b>0</b>	<b>0</b>	<b>0</b>	<b>0</b>	<b>0</b>	<b>0</b>	<b>0</b>
4090-Study Abroad	AI9889	Instructor - LAB (STDY ABROAD)	Vacant	0	0	0	0	0	0	0	0	0
	AI9894	Instructor	Vacant	4,173	577	4,750	0	0	0	4,173	577	4,750
	FWS971	Federal Work Study	Vacant	0	0	0	0	0	0	0	0	0
	HI8754	Foundation Intern Student	Vacant	0	0	0	0	0	0	0	0	0
	HI8976	--	Vacant	0	0	0	0	0	0	0	0	0
	OL4090	Overload Instructional - LAB	Vacant	0	0	0	0	0	0	0	0	0
	OV4090	Overload Instructional - LEC	Vacant	0	0	0	0	0	0	0	0	0
	SB4090	Summer Sessn Cr Adjunct - Lab	Vacant	0	0	0	0	0	0	0	0	0
	SC4090	Summer Sessn Cr Adjunct - Lec	Vacant	8,202	1,338	9,540	0	0	0	8,202	1,338	9,540
	SL4090	Summer Session TLU - Lab	Vacant	0	0	0	0	0	0	0	0	0
	ST4090	Summer Session TLU - Lec	Vacant	16,881	0	16,881	0	0	0	16,881	0	16,881
<b>4090-Study Abroad Total</b>				<b>29,256</b>	<b>1,914</b>	<b>31,170</b>	<b>0</b>	<b>0</b>	<b>0</b>	<b>29,256</b>	<b>1,914</b>	<b>31,170</b>
4093-Express to Success Program	FWS946	Federal Work Study	Vacant	0	0	0	0	0	0	0	0	0
<b>4093-Express to Success Program Total</b>				<b>0</b>	<b>0</b>	<b>0</b>	<b>0</b>	<b>0</b>	<b>0</b>	<b>0</b>	<b>0</b>	<b>0</b>
4094-Diversity, Equity & Inclusion	FWS938	Federal Work Study	Vacant	0	0	0	0	0	0	0	0	0
	HI8831	Hourly Worker - Instructional	Vacant	0	0	0	0	0	0	0	0	0
	HI8839	Hourly Worker	Vacant	0	0	0	0	0	0	0	0	0
	HI8932	-----	Vacant	0	0	0	0	0	0	0	0	0
<b>4094-Diversity, Equity &amp; Inclusion Total</b>				<b>0</b>	<b>0</b>	<b>0</b>	<b>0</b>	<b>0</b>	<b>0</b>	<b>0</b>	<b>0</b>	<b>0</b>
4095-STEM Transfer Program	FWS932	Student Worker	Vacant	0	0	0	0	0	0	0	0	0
	HI8752	Equity STEM Stud Non-Instr	Vacant	0	0	0	0	0	0	0	0	0
	HI8790	SSSP STEM Hrly Stdnt Non-Inst	Vacant	0	0	0	0	0	0	0	0	0
	HI8939	Aspen Award	Vacant	0	0	0	0	0	0	0	0	0
<b>4095-STEM Transfer Program Total</b>				<b>0</b>	<b>0</b>	<b>0</b>	<b>0</b>	<b>0</b>	<b>0</b>	<b>0</b>	<b>0</b>	<b>0</b>
4099-Umoja	HI8731	Hrly Stdnt - Umoja Black Excel	Vacant	0	0	0	35,381	619	36,000	35,381	619	36,000
	HI8858	Hourly Worker - SEA Umoja	Pouye,Sokhna Aissatou,Diouf	0	0	0	53,945	2,055	56,000	53,945	2,055	56,000
	HI8880	Hourly Worker	Vacant	0	0	0	0	0	0	0	0	0
<b>4099-Umoja Total</b>				<b>0</b>	<b>0</b>	<b>0</b>	<b>89,326</b>	<b>2,674</b>	<b>92,000</b>	<b>89,326</b>	<b>2,674</b>	<b>92,000</b>
4100-Center for Equity & Social Justice	HI8728	Substitute - SPA Equity	Vacant	0	0	0	0	0	0	0	0	0
	HI8854	Hourly Student - SEA Equity	Gandall,Gabriella,Maria	0	0	0	47,174	826	48,000	47,174	826	48,000
	HI8944	-----	Vacant	0	0	0	49,128	1,872	51,000	49,128	1,872	51,000
<b>4100-Center for Equity &amp; Social Justice Total</b>				<b>0</b>	<b>0</b>	<b>0</b>	<b>96,302</b>	<b>2,698</b>	<b>99,000</b>	<b>96,302</b>	<b>2,698</b>	<b>99,000</b>
4101-Food Pantry	HI8730	Hrly Stdnt - Hunger Free SBCC	Vacant	0	0	0	18,673	327	19,000	18,673	327	19,000
	HI8737	Hrly Wrkr - NonCred SEA	Vacant	0	0	0	0	0	0	0	0	0
	HI8738	Hrly Wrkr - Hunger Free SBCC	Vacant	0	0	0	963	37	1,000	963	37	1,000

**Santa Barbara City College  
2022-23  
Unrestricted General Funds and Other Funds  
Budgeted Positions**

**“Pooled/Hourly/Other Positions” Budgeted Positions**

Department	Position Number	Position Description	Employee	Unrestricted General Fund			Restricted & Other Funds			Total Funds			
				Salary	Benefits	Total	Salary	Benefits	Total	Salary	Benefits	Total	
4101-Food Pantry	HI8823	Hrly Stdnt - SEA Food Pantry	Cornejo Muniz,Eliana,Sofia	0	0	0	47,174	826	48,000	47,174	826	48,000	
	HI8935	Hourly Wrker - SEA Food Pantry	Smith,Randy,Lee	0	0	0	49,128	1,872	51,000	49,128	1,872	51,000	
<b>4101-Food Pantry Total</b>				<b>0</b>	<b>0</b>	<b>0</b>	<b>115,938</b>	<b>3,062</b>	<b>119,000</b>	<b>115,938</b>	<b>3,062</b>	<b>119,000</b>	
4102-Student Equity and Achiever	STP748	Stipend - Fclty Mentor Project	Vacant	0	0	0	46,187	9,984	56,171	46,187	9,984	56,171	
<b>4102-Student Equity and Achievement Prog Total</b>				<b>0</b>	<b>0</b>	<b>0</b>	<b>46,187</b>	<b>9,984</b>	<b>56,171</b>	<b>46,187</b>	<b>9,984</b>	<b>56,171</b>	
4104-Pathway Home	AI9984	Instructor	Vacant	0	0	0	21,444	2,964	24,408	21,444	2,964	24,408	
	STP813	Pathway Home Stipend	Vacant	0	0	0	0	0	0	0	0	0	
<b>4104-Pathway Home Total</b>				<b>0</b>	<b>0</b>	<b>0</b>	<b>21,444</b>	<b>2,964</b>	<b>24,408</b>	<b>21,444</b>	<b>2,964</b>	<b>24,408</b>	
4105-MESA Program	HI8759	MESA Hrly Student Non Instr	Vacant	0	0	0	12,505	394	12,899	12,505	394	12,899	
	HI8838	Hourly Worker	Vacant	0	0	0	0	0	0	0	0	0	
	STP800	MESA (Even Yr) Reg Fac Stpd	Vacant	0	0	0	0	0	0	0	0	0	
	STP801	MESA (Odd Yr) Reg Fac Stpd	Vacant	0	0	0	0	0	0	0	0	0	
<b>4105-MESA Program Total</b>				<b>0</b>	<b>0</b>	<b>0</b>	<b>12,505</b>	<b>394</b>	<b>12,899</b>	<b>12,505</b>	<b>394</b>	<b>12,899</b>	
4212-Fiscal Services	FWS940	Federal Work Study	Vacant	0	0	0	0	0	0	0	0	0	
	HI8907	Hourly Worker	Grimes,Rayshaun,	20,000	1,974	21,974	0	0	0	20,000	1,974	21,974	
	HI9909	--	Vacant	0	0	0	0	0	0	0	0	0	
	OT9991	Overtime - instructional	Vacant	1,285	0	1,285	0	0	0	1,285	0	1,285	
	RTCLAS	Retiree - Classified	Allain,Sandra,L	0	0	0	0	0	0	0	0	0	
	RTNCLS	Retiree Spouse - Classified	Parker,David,A	0	0	0	0	0	0	0	0	0	
<b>4212-Fiscal Services Total</b>				<b>21,285</b>	<b>1,974</b>	<b>23,259</b>	<b>0</b>	<b>0</b>	<b>0</b>	<b>21,285</b>	<b>1,974</b>	<b>23,259</b>	
4230-Duplicating	FWS966	Federal Work Study	Vacant	0	0	0	0	0	0	0	0	0	
	HI9908	--	Vacant	0	0	0	0	0	0	0	0	0	
	OT9990	Overtime - instructional	Vacant	1,149	0	1,149	0	0	0	1,149	0	1,149	
<b>4230-Duplicating Total</b>				<b>1,149</b>	<b>0</b>	<b>1,149</b>	<b>0</b>	<b>0</b>	<b>0</b>	<b>1,149</b>	<b>0</b>	<b>1,149</b>	
4236-F&O - Maintenance	FWS929	Student Worker	Vacant	0	0	0	0	0	0	0	0	0	
	HI9993	--	Aguilera,Andrew,	0	0	0	0	0	0	0	0	0	
	OT9988	Overtime - instructional	Vacant	2,250	0	2,250	0	0	0	2,250	0	2,250	
	OT9989	Overtime - instructional	Vacant	6,750	0	6,750	0	0	0	6,750	0	6,750	
<b>4236-F&amp;O - Maintenance Total</b>				<b>9,000</b>	<b>0</b>	<b>9,000</b>	<b>0</b>	<b>0</b>	<b>0</b>	<b>9,000</b>	<b>0</b>	<b>9,000</b>	
424-Journalism	AI9861	Adj Instructor Journalism-LAB	Vacant	0	0	0	0	0	0	0	0	0	
	AI9862	Adj Instructor Journalism-LEC	Vacant	0	0	0	0	0	0	0	0	0	
	FWS996	Federal Work Study	Vacant	0	0	0	0	0	0	0	0	0	
	HI8756	Foundation Intern Student	Vacant	0	0	0	0	0	0	0	0	0	
	HI9992	Student Worker - Instructional	Vacant	10,500	1,037	11,537	0	0	0	10,500	1,037	11,537	
	OL0424	Overload Instructional - LAB	Vacant	2,140	0	2,140	0	0	0	2,140	0	2,140	
	OV0424	Overload Instructional - LEC	Vacant	535	0	535	0	0	0	535	0	535	
	SC0424	Summer Sessn Cr Adjunct - Lec	Vacant	0	0	0	0	0	0	0	0	0	
	STP952	Journalism - Oth Adj STP	Vacant	0	0	0	0	0	0	0	0	0	
	STP953	Journalism - Oth NTCC STP	Vacant	0	0	0	0	0	0	0	0	0	
	STP954	Journalism - Dept Ch STP	Vacant	3,000	579	3,579	0	0	0	3,000	579	3,579	
	<b>424-Journalism Total</b>				<b>16,175</b>	<b>1,616</b>	<b>17,791</b>	<b>0</b>	<b>0</b>	<b>0</b>	<b>16,175</b>	<b>1,616</b>	<b>17,791</b>
	4254-Parking Program	FWS970	Federal Work Study	Vacant	0	0	0	0	0	0	0	0	0
HI8749		Parking Program Hourly Staff	Angeles,Jaime,	0	0	0	95,000	9,475	104,475	95,000	9,475	104,475	
HI9917		Parking Program Student Worker	Bautista,Karina,	0	0	0	95,000	9,575	104,575	95,000	9,575	104,575	
OT9980		Parking Fund Overtime Budget	Vacant	0	0	0	10,000	0	10,000	10,000	0	10,000	
<b>4254-Parking Program Total</b>				<b>0</b>	<b>0</b>	<b>0</b>	<b>200,000</b>	<b>19,050</b>	<b>219,050</b>	<b>200,000</b>	<b>19,050</b>	<b>219,050</b>	
<b>4255-TAG/TDMP - Transportation HI8941</b>				<b>0</b>	<b>0</b>	<b>0</b>	<b>0</b>	<b>0</b>	<b>0</b>	<b>0</b>	<b>0</b>	<b>0</b>	
<b>4255-TAG/TDMP - Transportation Planning Total</b>				<b>0</b>	<b>0</b>	<b>0</b>	<b>0</b>	<b>0</b>	<b>0</b>	<b>0</b>	<b>0</b>	<b>0</b>	
4266-Purchasing	FWS965	Federal Work Study	Vacant	0	0	0	0	0	0	0	0	0	
	HI8991	--	Vacant	2,580	254	2,834	0	0	0	2,580	254	2,834	
<b>4266-Purchasing Total</b>				<b>2,580</b>	<b>254</b>	<b>2,834</b>	<b>0</b>	<b>0</b>	<b>0</b>	<b>2,580</b>	<b>254</b>	<b>2,834</b>	

**Santa Barbara City College  
2022-23  
Unrestricted General Funds and Other Funds  
Budgeted Positions**

“Pooled/Hourly/Other Positions” Budgeted Positions

Department	Position Number	Position Description	Employee	Unrestricted General Fund			Restricted & Other Funds			Total Funds		
				Salary	Benefits	Total	Salary	Benefits	Total	Salary	Benefits	Total
4273-COVID-19 Mitigation	PH9997	Professional Expert - Hourly	Clark,Kelly,Ann	0	0	0	0	0	0	0	0	0
	PM9998	Professional Expert	Vacant	0	0	0	0	0	0	0	0	0
	CS9001	10MO - Ext. Covid Mitigation	Vacant	6,178	0	6,178	0	0	0	6,178	0	6,178
<b>4273-COVID-19 Mitigation Total</b>				<b>6,178</b>	<b>0</b>	<b>6,178</b>	<b>0</b>	<b>0</b>	<b>0</b>	<b>6,178</b>	<b>0</b>	<b>6,178</b>
4278-Fleet Transportation	HI8793	Hourly Worker	Vacant	0	0	0	10,000	935	10,935	10,000	935	10,935
	HI8997	--	Vacant	0	0	0	0	0	0	0	0	0
<b>4278-Fleet Transportation Total</b>				<b>0</b>	<b>0</b>	<b>0</b>	<b>10,000</b>	<b>935</b>	<b>10,935</b>	<b>10,000</b>	<b>935</b>	<b>10,935</b>
4282-Campus Sustainability	FWS931	Federal Work Study	Vacant	0	0	0	0	0	0	0	0	0
<b>4282-Campus Sustainability Total</b>				<b>0</b>	<b>0</b>	<b>0</b>	<b>0</b>	<b>0</b>	<b>0</b>	<b>0</b>	<b>0</b>	<b>0</b>
4290-Orfalea Early Learning Center	AN9982	Adjunct Teacher - KINKOS	Vacant	0	0	0	0	0	0	0	0	0
	FWS949	Federal Work Study	Vacant	0	0	0	0	0	0	0	0	0
	HI8792	Federal Childcare Food Program	Ruiz,Elizabeth,A	0	0	0	8,320	778	9,098	8,320	778	9,098
	HI8813	Foundation Intern Student	Vacant	0	0	0	0	0	0	0	0	0
	HI9943	--	Bello Torres,Lizbeth,	0	0	0	39,000	3,647	42,647	39,000	3,647	42,647
<b>4290-Orfalea Early Learning Center Total</b>				<b>0</b>	<b>0</b>	<b>0</b>	<b>47,320</b>	<b>4,424</b>	<b>51,744</b>	<b>47,320</b>	<b>4,424</b>	<b>51,744</b>
4330-Community Services Office	HI8751	Rental of Facilities Hourly Wk	Acosta Leon,Jose,	0	0	0	5,000	495	5,495	5,000	495	5,495
	HI8989	--	Vacant	0	0	0	0	0	0	0	0	0
	OT9979	Rental of Facilities OT Budget	Vacant	0	0	0	0	0	0	0	0	0
<b>4330-Community Services Office Total</b>				<b>0</b>	<b>0</b>	<b>0</b>	<b>5,000</b>	<b>495</b>	<b>5,495</b>	<b>5,000</b>	<b>495</b>	<b>5,495</b>
4336-Community Theatre	FWS969	Federal Work Study	Vacant	0	0	0	0	0	0	0	0	0
	HI8892	Student Worker - Instructional	Urrutia Noriega,Clara,	6,750	667	7,417	0	0	0	6,750	667	7,417
	HI8893	Hourly Worker - Instructional	Alleman,Britni,	14,375	1,418	15,793	0	0	0	14,375	1,418	15,793
	HI9942	--	Alleman,Britni,	3,375	333	3,708	0	0	0	3,375	333	3,708
<b>4336-Community Theatre Total</b>				<b>24,500</b>	<b>2,418</b>	<b>26,918</b>	<b>0</b>	<b>0</b>	<b>0</b>	<b>24,500</b>	<b>2,418</b>	<b>26,918</b>
4501-Food Services Administration	HI4501	FS Office	Vacant	0	0	0	0	0	0	0	0	0
	SD4501	Student Worker	Vacant	0	0	0	0	0	0	0	0	0
<b>4501-Food Services Administration Total</b>				<b>0</b>	<b>0</b>	<b>0</b>	<b>0</b>	<b>0</b>	<b>0</b>	<b>0</b>	<b>0</b>	<b>0</b>
4503-East Campus Cafeteria	CS9000	10MO - Ext.Contract Food Serv	Segoviano Salas,Fernando,	0	0	0	14,500	0	14,500	14,500	0	14,500
	HI4503	FS East Cafeteria	Mendoza,Daniel,	0	0	0	23,050	2,150	25,200	23,050	2,150	25,200
	SD4503	Student Worker	Alulema Jimenez,Nicole,Stephania	0	0	0	23,070	730	23,800	23,070	730	23,800
<b>4503-East Campus Cafeteria Total</b>				<b>0</b>	<b>0</b>	<b>0</b>	<b>60,620</b>	<b>2,880</b>	<b>63,500</b>	<b>60,620</b>	<b>2,880</b>	<b>63,500</b>
4509-JSB Cafe - Culinary Department	HI4509	FS JSB	Vacant	0	0	0	0	0	0	0	0	0
	SD4509	Student Worker	Vacant	0	0	0	0	0	0	0	0	0
<b>4509-JSB Cafe - Culinary Department Total</b>				<b>0</b>	<b>0</b>	<b>0</b>	<b>0</b>	<b>0</b>	<b>0</b>	<b>0</b>	<b>0</b>	<b>0</b>
4511-GDR Dinner - Culinary Department	HI4511	GDR - Dinner	Vacant	0	0	0	0	0	0	0	0	0
	SD4511	Student Worker	Vacant	0	0	0	0	0	0	0	0	0
<b>4511-GDR Dinner - Culinary Department Total</b>				<b>0</b>	<b>0</b>	<b>0</b>	<b>0</b>	<b>0</b>	<b>0</b>	<b>0</b>	<b>0</b>	<b>0</b>
4512-Concessions - Food Service	HI4512	FS La Playa	Romero,Matthew,Paul	0	0	0	0	0	0	0	0	0
	SD4512	Student Worker	Martinez Gutierrez,Miriam,	0	0	0	0	0	0	0	0	0
<b>4512-Concessions - Food Service Total</b>				<b>0</b>	<b>0</b>	<b>0</b>	<b>0</b>	<b>0</b>	<b>0</b>	<b>0</b>	<b>0</b>	<b>0</b>
4514-West Campus Cafeteria	HI9919	West Cafeteria	Vacant	0	0	0	0	0	0	0	0	0
	SD4514	Student Worker	Vacant	0	0	0	0	0	0	0	0	0
<b>4514-West Campus Cafeteria Total</b>				<b>0</b>	<b>0</b>	<b>0</b>	<b>0</b>	<b>0</b>	<b>0</b>	<b>0</b>	<b>0</b>	<b>0</b>
4515-Schott Concessions	SD4515	Student Worker	Vacant	0	0	0	0	0	0	0	0	0
<b>4515-Schott Concessions Total</b>				<b>0</b>	<b>0</b>	<b>0</b>	<b>0</b>	<b>0</b>	<b>0</b>	<b>0</b>	<b>0</b>	<b>0</b>
4519-Coffee Cart - Library	HI4519	FS Library Coffee	Vacant	0	0	0	0	0	0	0	0	0
	SD4519	Library Coffee Student Worker	Vacant	0	0	0	0	0	0	0	0	0
<b>4519-Coffee Cart - Library Total</b>				<b>0</b>	<b>0</b>	<b>0</b>	<b>0</b>	<b>0</b>	<b>0</b>	<b>0</b>	<b>0</b>	<b>0</b>
4606-Human Resources Operator	FWS960	Federal Work Study	Vacant	0	0	0	0	0	0	0	0	0
	HI8990	Hourly Worker	Goff,Jessica,Suero	4,000	395	4,395	0	0	0	4,000	395	4,395
	HIRF00	HEERF- Hourly Staff	Vacant	0	0	0	0	0	0	0	0	0



**Santa Barbara City College  
2022-23  
Unrestricted General Funds and Other Funds  
Budgeted Positions**

“Pooled/Hourly/Other Positions” Budgeted Positions

Department	Position Number	Position Description	Employee	Unrestricted General Fund			Restricted & Other Funds			Total Funds		
				Salary	Benefits	Total	Salary	Benefits	Total	Salary	Benefits	Total
4606-Human Resources Operator	OT9987	Overtime - instructional	Vacant	87	0	87	0	0	0	87	0	87
	STP695	Interview Committee tasks-NC	Vacant	0	0	0	0	0	0	0	0	0
<b>4606-Human Resources Operations Total</b>				<b>4,087</b>	<b>395</b>	<b>4,482</b>	<b>0</b>	<b>0</b>	<b>0</b>	<b>4,087</b>	<b>395</b>	<b>4,482</b>
4612-Board of Trustees	BOT001	Board of Trustees	Abboud,Jonathan,	38,220	64,609	102,829	0	0	0	38,220	64,609	102,829
<b>4612-Board of Trustees Total</b>				<b>38,220</b>	<b>64,609</b>	<b>102,829</b>	<b>0</b>	<b>0</b>	<b>0</b>	<b>38,220</b>	<b>64,609</b>	<b>102,829</b>
4630-Executive Office Staff	STP696	Accred. Evid&Analysis- FA Lead	Vacant	0	0	0	0	0	0	0	0	0
<b>4630-Executive Office Staff Total</b>				<b>0</b>	<b>0</b>	<b>0</b>	<b>0</b>	<b>0</b>	<b>0</b>	<b>0</b>	<b>0</b>	<b>0</b>
4636-Foundation for SBCC	FND001	Foundation for SBCC	Gabbay,Rina,	0	0	0	0	0	0	0	0	0
<b>4636-Foundation for SBCC Total</b>				<b>0</b>	<b>0</b>	<b>0</b>	<b>0</b>	<b>0</b>	<b>0</b>	<b>0</b>	<b>0</b>	<b>0</b>
4650-Information Technology Divi	HIRF03	HEERF- Hourly Staff	Vacant	0	0	0	0	0	0	0	0	0
<b>4650-Information Technology Division Total</b>				<b>0</b>	<b>0</b>	<b>0</b>	<b>0</b>	<b>0</b>	<b>0</b>	<b>0</b>	<b>0</b>	<b>0</b>
4655-Technology Support	OT9986	Overtime - instructional	Vacant	1,338	0	1,338	0	0	0	1,338	0	1,338
<b>4655-Technology Support Total</b>				<b>1,338</b>	<b>0</b>	<b>1,338</b>	<b>0</b>	<b>0</b>	<b>0</b>	<b>1,338</b>	<b>0</b>	<b>1,338</b>
4656-Media Services	HI8977	--	Vacant	0	0	0	0	0	0	0	0	0
<b>4656-Media Services Total</b>				<b>0</b>	<b>0</b>	<b>0</b>	<b>0</b>	<b>0</b>	<b>0</b>	<b>0</b>	<b>0</b>	<b>0</b>
4658-Assessment, Research & Pla	HI8748	SEA Research Stud Non-Instr	Vacant	0	0	0	0	0	0	0	0	0
	HI8936	Hourly Worker	Vacant	0	0	0	0	0	0	0	0	0
<b>4658-Assessment, Research &amp; Planning Total</b>				<b>0</b>	<b>0</b>	<b>0</b>	<b>0</b>	<b>0</b>	<b>0</b>	<b>0</b>	<b>0</b>	<b>0</b>
4659-Administrative Systems	OT9985	Overtime - instructional	Vacant	642	0	642	0	0	0	642	0	642
	HI8692	Covid-19 Hourly Staff	Ryan,JoAnne,	0	0	0	66,500	13,460	79,960	66,500	13,460	79,960
<b>4659-Administrative Systems Total</b>				<b>642</b>	<b>0</b>	<b>642</b>	<b>66,500</b>	<b>13,460</b>	<b>79,960</b>	<b>67,142</b>	<b>13,460</b>	<b>80,602</b>
4806-Admissions & Records	FWS959	Federal Work Study	Vacant	0	0	0	0	0	0	0	0	0
	FWS963	Federal Work Study	Vacant	0	0	0	0	0	0	0	0	0
	HI8736	Hrly Wrkr - Admissions SEA	Jimenez,Daniela,	0	0	0	45,496	4,504	50,000	45,496	4,504	50,000
	HI8766	Hourly Worker	Aguilar,Andrea,Holguin	0	0	0	0	0	0	0	0	0
	HI8836	Hourly Worker	Vacant	0	0	0	0	0	0	0	0	0
	HI8882	Student Wrkr - Non Instr	Flores,Ashley,Marie	18,000	1,777	19,777	0	0	0	18,000	1,777	19,777
	HI9907	--	Ochoa-Solis,Liliana,	20,500	2,024	22,524	0	0	0	20,500	2,024	22,524
<b>4806-Admissions &amp; Records Total</b>				<b>38,500</b>	<b>3,801</b>	<b>42,301</b>	<b>45,496</b>	<b>4,504</b>	<b>50,000</b>	<b>83,996</b>	<b>8,305</b>	<b>92,301</b>
4808-Photo ID Cards	FWS930	Federal Work Study	Vacant	0	0	0	0	0	0	0	0	0
	HI9906	--	Vacant	0	0	0	0	0	0	0	0	0
<b>4808-Photo ID Cards Total</b>				<b>0</b>	<b>0</b>	<b>0</b>	<b>0</b>	<b>0</b>	<b>0</b>	<b>0</b>	<b>0</b>	<b>0</b>
4810-Director of Athletics	HI8994	--	Jorgenson,Michael,Dennis	18,500	1,826	20,326	0	0	0	18,500	1,826	20,326
	OT9984	Overtime - instructional	Vacant	800	0	800	0	0	0	800	0	800
	STP757	Athletics - Oth Adj STP	Vacant	0	0	0	0	0	0	0	0	0
<b>4810-Director of Athletics Total</b>				<b>19,300</b>	<b>1,826</b>	<b>21,126</b>	<b>0</b>	<b>0</b>	<b>0</b>	<b>19,300</b>	<b>1,826</b>	<b>21,126</b>
4814-Campus Store	SDCAS1	Student Coffee Assistant	Vacant	0	0	0	0	0	0	0	0	0
<b>4814-Campus Store Total</b>				<b>0</b>	<b>0</b>	<b>0</b>	<b>0</b>	<b>0</b>	<b>0</b>	<b>0</b>	<b>0</b>	<b>0</b>
4822-Cal-Works	HI8849	Hourly Worker	Vacant	0	0	0	0	0	0	0	0	0
	HI8980	--	Vacant	0	0	0	0	0	0	0	0	0
	STP808	Cal Works Regular Fac Stpd	Vacant	0	0	0	0	0	0	0	0	0
<b>4822-Cal-Works Total</b>				<b>0</b>	<b>0</b>	<b>0</b>	<b>0</b>	<b>0</b>	<b>0</b>	<b>0</b>	<b>0</b>	<b>0</b>
4826-Career Center	AN9987	Counselor - Career Ctr	Vacant	108,498	17,696	126,194	0	0	0	108,498	17,696	126,194
	FWS950	Federal Work Study	Vacant	0	0	0	0	0	0	0	0	0
	HI8987	--	Vacant	0	0	0	0	0	0	0	0	0
	OV4826	Overload Instructional - LEC	Vacant	0	0	0	0	0	0	0	0	0
	SB4826	Summer Cr Adjunct - Counselor	Vacant	43,889	7,158	51,047	0	0	0	43,889	7,158	51,047
	SL4826	Summer Session TLU - Lab	Vacant	0	0	0	0	0	0	0	0	0
	STP778	Prkns Career Ctr Adj Stpd	Vacant	0	0	0	0	0	0	0	0	0
<b>4826-Career Center Total</b>				<b>152,387</b>	<b>24,854</b>	<b>177,241</b>	<b>0</b>	<b>0</b>	<b>0</b>	<b>152,387</b>	<b>24,854</b>	<b>177,241</b>
4830-Counseling	AN9992	ACC Adjunct SEA	Vacant	0	0	0	41,114	8,886	50,000	41,114	8,886	50,000

**Santa Barbara City College  
2022-23  
Unrestricted General Funds and Other Funds  
Budgeted Positions**

**“Pooled/Hourly/Other Positions” Budgeted Positions**

Department	Position Number	Position Description	Employee	Unrestricted General Fund			Restricted & Other Funds			Total Funds		
				Salary	Benefits	Total	Salary	Benefits	Total	Salary	Benefits	Total
4830-Counseling	AN9999	Counselor	Vacant	342,186	55,811	397,997	0	0	0	342,186	55,811	397,997
	FWS941	Federal Work Study	Vacant	0	0	0	0	0	0	0	0	0
	HI8726	Hourly Student ACC SEA	Vacant	0	0	0	0	0	0	0	0	0
	HI8870	Hourly Worker - ACC SEA	Bernal Obispo,Sarah,Erica	0	0	0	68,244	6,756	75,000	68,244	6,756	75,000
	HI8878	Hourly Worker	Vacant	6,000	592	6,592	0	0	0	6,000	592	6,592
	HI8988	--	Vacant	6,000	592	6,592	0	0	0	6,000	592	6,592
	OL4830	Overload - Non-Instruction	Vacant	67,223	0	67,223	0	0	0	67,223	0	67,223
	OV4830	Overload Instructional - LEC	Vacant	4,173	0	4,173	0	0	0	4,173	0	4,173
	SB4830	Summer Cr Adjunct - Counselor	Vacant	181,785	29,649	211,434	0	0	0	181,785	29,649	211,434
	SL4830	Summer Session TLU - Lab	Vacant	0	0	0	0	0	0	0	0	0
	SLO217	Summer Session TLU - Lab	Vacant	8,560	0	8,560	0	0	0	8,560	0	8,560
	STP740	Starfish Degree Planr-Fac Stp	Vacant	0	0	0	0	0	0	0	0	0
	STP827	Counseling Dept Chair Stipend	Vacant	22,000	4,248	26,248	0	0	0	22,000	4,248	26,248
<b>4830-Counseling Total</b>				<b>637,927</b>	<b>90,892</b>	<b>728,819</b>	<b>109,358</b>	<b>15,642</b>	<b>125,000</b>	<b>747,285</b>	<b>106,534</b>	<b>853,819</b>
4834-EOPS	AN9971	Adjunct - Counselor	Vacant	0	0	0	16,000	0	16,000	16,000	0	16,000
	AN9995	Counselor - EOPS	Vacant	0	0	0	3,000	0	3,000	3,000	0	3,000
	FWS958	Federal Work Study	Vacant	0	0	0	0	0	0	0	0	0
	HI8725	Student Tutor - EOPS	Vacant	0	0	0	0	0	0	0	0	0
	HI8741	CARE Student Peer Mentor	Cavalli,Jakob,Lynn	0	0	0	0	0	0	0	0	0
	HI8791	EOPS Hourly Staff Non Instr	Gandall,Gabriella,Maria	0	0	0	0	0	0	0	0	0
	HI8811	Student Worker - Instructional	Vacant	0	0	0	0	0	0	0	0	0
	HI8832	Hourly Worker - Instructional	Carachure,Urube,	0	0	0	0	0	0	0	0	0
	HI8845	Hourly Worker	Vacant	0	0	0	0	0	0	0	0	0
	HI9941	--	Vacant	0	0	0	0	0	0	0	0	0
	SB4834	Summer Cr Adjunct - Counselor	Vacant	0	0	0	0	0	0	0	0	0
	SLO216	Summer Session TLU - Lab	Vacant	73,206	0	73,206	0	0	0	73,206	0	73,206
	STP775	Stipend	Vacant	7,300	1,410	8,710	0	0	0	7,300	1,410	8,710
STP780	EOPS Adj Stpd	Vacant	0	0	0	0	0	0	0	0	0	
<b>4834-EOPS Total</b>				<b>80,506</b>	<b>1,410</b>	<b>81,916</b>	<b>19,000</b>	<b>0</b>	<b>19,000</b>	<b>99,506</b>	<b>1,410</b>	<b>100,916</b>
4838-Financial Aid	AN9993	Counselor-Financial Aid	Vacant	0	0	0	0	0	0	0	0	0
	FWS957	Federal Work Study	Vacant	0	0	0	0	0	0	0	0	0
	HI8841	Hourly Student	Vacant	0	0	0	0	0	0	0	0	0
	HI8853	Hourly Worker	Vacant	0	0	0	0	0	0	0	0	0
	HI8869	Hourly Worker	Lara,Francisca,Edith	0	0	0	0	0	0	0	0	0
	HI9905	--	Vacant	0	0	0	0	0	0	0	0	0
	HIRF01	HEERF- Hourly Staff	Vacant	0	0	0	0	0	0	0	0	0
	SB4838	Summer Cr Adjunct - Counselor	Vacant	0	0	0	0	0	0	0	0	0
	STP741	BFAP Stipend FASAPC	Vacant	0	0	0	0	0	0	0	0	0
<b>4838-Financial Aid Total</b>				<b>0</b>	<b>0</b>	<b>0</b>	<b>0</b>	<b>0</b>	<b>0</b>	<b>0</b>	<b>0</b>	<b>0</b>
4842-Health Services	AN9990	Counselor-Student Health Serv	Vacant	0	0	0	14,000	0	14,000	14,000	0	14,000
	FWS939	Federal Work Study	Vacant	0	0	0	0	0	0	0	0	0
	HI8765	Health & Wellness Student Work	Joergensen,Ida,Angelica H	0	0	0	0	0	0	0	0	0
	HI8890	Hourly Worker - Instructional	Vacant	0	0	0	0	0	0	0	0	0
	HI9904	--	Vacant	0	0	0	0	0	0	0	0	0
	HIRF02	HEERF- Hourly Staff	Vacant	0	0	0	0	0	0	0	0	0
	SB4842	Summer Cr Adjunct - Counselor	Vacant	0	0	0	0	0	0	0	0	0
<b>4842-Health Services Total</b>				<b>0</b>	<b>0</b>	<b>0</b>	<b>14,000</b>	<b>0</b>	<b>14,000</b>	<b>14,000</b>	<b>0</b>	<b>14,000</b>
4846-International Student Progr	AN9998	Counselor - Int'l Students	Vacant	0	0	0	0	0	0	0	0	0
	FWS956	Federal Work Study	Vacant	0	0	0	0	0	0	0	0	0
	HI8753	Foundation Intern Student	Vacant	0	0	0	0	0	0	0	0	0
	HI8914	Hourly Worker	Diallo,Chernor,Amadu	20,000	1,974	21,974	0	0	0	20,000	1,974	21,974

**Santa Barbara City College  
2022-23  
Unrestricted General Funds and Other Funds  
Budgeted Positions**

**“Pooled/Hourly/Other Positions” Budgeted Positions**

Department	Position Number	Position Description	Employee	Unrestricted General Fund			Restricted & Other Funds			Total Funds		
				Salary	Benefits	Total	Salary	Benefits	Total	Salary	Benefits	Total
4846-International Student Progr	HI9903	--	Aoki,Emi,	30,000	2,961	32,961	0	0	0	30,000	2,961	32,961
	OT9983	Overtime - instructional	Vacant	4	0	4	0	0	0	4	0	4
	SB4846	Summer Cr Adjunct - Counselor	Vacant	0	0	0	0	0	0	0	0	0
<b>4846-International Student Program Total</b>				<b>50,004</b>	<b>4,935</b>	<b>54,939</b>	<b>0</b>	<b>0</b>	<b>0</b>	<b>50,004</b>	<b>4,935</b>	<b>54,939</b>
4854-Enrollment Services	FWS954	Federal Work Study	Vacant	0	0	0	0	0	0	0	0	0
	HI8818	Student Worker - Instructional	Vacant	0	0	0	0	0	0	0	0	0
	HI8829	Hourly Worker - Instructional	Vacant	0	0	0	0	0	0	0	0	0
	HI8877	Hourly Worker	Cruz Medina,Aldo,Ulises	0	0	0	45,000	4,442	49,442	45,000	4,442	49,442
	HI9902	--	Vacant	0	0	0	4,000	395	4,395	4,000	395	4,395
	OT9982	Overtime - instructional	Vacant	3,509	0	3,509	0	0	0	3,509	0	3,509
	HI8693	SEA Enrollment Coach	Vacant	0	0	0	54,070	930	55,000	54,070	930	55,000
	HI8694	SEA ESL Online Orientation	Vacant	0	0	0	1,819	181	2,000	1,819	181	2,000
	HI8696	SEA ESL Online Orientation	Vacant	0	0	0	1,475	25	1,500	1,475	25	1,500
<b>4854-Enrollment Services Total</b>				<b>3,509</b>	<b>0</b>	<b>3,509</b>	<b>106,364</b>	<b>5,973</b>	<b>112,337</b>	<b>109,873</b>	<b>5,973</b>	<b>115,846</b>
4858-Campus Safety	FWS947	Federal Work Study	Vacant	0	0	0	0	0	0	0	0	0
	HI9901	--	Vacant	0	0	0	0	0	0	0	0	0
	OT9981	Overtime - instructional	Vacant	0	0	0	0	0	0	0	0	0
<b>4858-Campus Safety Total</b>				<b>0</b>	<b>0</b>	<b>0</b>	<b>0</b>	<b>0</b>	<b>0</b>	<b>0</b>	<b>0</b>	<b>0</b>
4859-Office of Communications	HI8918	--	Weddington,Asiana,Rae	10,000	987	10,987	0	0	0	10,000	987	10,987
	HI8995	--	Vacant	0	0	0	0	0	0	0	0	0
<b>4859-Office of Communications Total</b>				<b>10,000</b>	<b>987</b>	<b>10,987</b>	<b>0</b>	<b>0</b>	<b>0</b>	<b>10,000</b>	<b>987</b>	<b>10,987</b>
4860-Scheduling Office	HI8946	-----	Vacant	1,200	118	1,318	0	0	0	1,200	118	1,318
<b>4860-Scheduling Office Total</b>				<b>1,200</b>	<b>118</b>	<b>1,318</b>	<b>0</b>	<b>0</b>	<b>0</b>	<b>1,200</b>	<b>118</b>	<b>1,318</b>
4862-Office of Student Life	FWS953	Federal Work Study	Vacant	0	0	0	0	0	0	0	0	0
	HI8947	-----	Vacant	5,500	544	6,044	0	0	0	5,500	544	6,044
<b>4862-Office of Student Life Total</b>				<b>5,500</b>	<b>544</b>	<b>6,044</b>	<b>0</b>	<b>0</b>	<b>0</b>	<b>5,500</b>	<b>544</b>	<b>6,044</b>
4866-Associate Dean-DSPS/Student	HI8861	Hourly Worker	Vacant	0	0	0	0	0	0	0	0	0
	HI8948	-----	Vacant	0	0	0	0	0	0	0	0	0
<b>4866-Associate Dean-DSPS/Student Support Total</b>				<b>0</b>	<b>0</b>	<b>0</b>	<b>0</b>	<b>0</b>	<b>0</b>	<b>0</b>	<b>0</b>	<b>0</b>
4874-University Transfer Center	AN9991	Counselor - Transfer Ctr	Vacant	283,594	46,254	329,848	0	0	0	283,594	46,254	329,848
	HI8876	Hourly Worker	Vacant	0	0	0	0	0	0	0	0	0
	HI9900	--	Pichardo,Charuwan,Meemuk	54,000	5,330	59,330	0	0	0	54,000	5,330	59,330
	OL4874	Overload - Non-Instruction	Vacant	0	0	0	0	0	0	0	0	0
	SB4850	Summer Cr Adjunct - Counselor	Vacant	8,160	1,331	9,491	0	0	0	8,160	1,331	9,491
	SB4874	Summer Cr Adjunct - Counselor	Vacant	58,246	9,500	67,746	0	0	0	58,246	9,500	67,746
<b>4874-University Transfer Center Total</b>				<b>404,000</b>	<b>62,415</b>	<b>466,415</b>	<b>0</b>	<b>0</b>	<b>0</b>	<b>404,000</b>	<b>62,415</b>	<b>466,415</b>
4878-Transfer Academy	SB4878	Summer Sessn Cr Adj Trans Acad	Vacant	0	0	0	0	0	0	0	0	0
<b>4878-Transfer Academy Total</b>				<b>0</b>	<b>0</b>	<b>0</b>	<b>0</b>	<b>0</b>	<b>0</b>	<b>0</b>	<b>0</b>	<b>0</b>
4886-Dean - Student Affairs	AN9973	Adjunct - Counselor	Vacant	0	0	0	0	0	0	0	0	0
	FWS952	Federal Work Study	Vacant	0	0	0	0	0	0	0	0	0
	HI8875	Hourly Worker	Vacant	0	0	0	47,047	4,399	51,446	47,047	4,399	51,446
	HI8906	Hourly Worker	Vacant	0	0	0	0	0	0	0	0	0
	HI8929	Hourly Worker	Vacant	0	0	0	0	0	0	0	0	0
	HI9915	--	Vacant	0	0	0	0	0	0	0	0	0
	OL4850	Overload - Non-Instruction	Vacant	0	0	0	1,810	0	1,810	1,810	0	1,810
	STP803	Stdt Scss Eqty (Even) Fac Stpd	Vacant	0	0	0	0	0	0	0	0	0
	STP811	StrgWF Lcl Y2 St Affs Fac Stpd	Vacant	0	0	0	0	0	0	0	0	0
	STP673	Probation/Dismissal Process Project	Vacant	0	0	0	0	0	0	0	0	0
<b>4886-Dean - Student Affairs Total</b>				<b>0</b>	<b>0</b>	<b>0</b>	<b>48,857</b>	<b>4,399</b>	<b>53,256</b>	<b>48,857</b>	<b>4,399</b>	<b>53,256</b>
4887-Veterans Support Services	HI8930	--	Vacant	0	0	0	0	0	0	0	0	0
<b>4887-Veterans Support Services Total</b>				<b>0</b>	<b>0</b>	<b>0</b>	<b>0</b>	<b>0</b>	<b>0</b>	<b>0</b>	<b>0</b>	<b>0</b>

**Santa Barbara City College  
2022-23  
Unrestricted General Funds and Other Funds  
Budgeted Positions**

“Pooled/Hourly/Other Positions” Budgeted Positions

Department	Position Number	Position Description	Employee	Unrestricted General Fund			Restricted & Other Funds			Total Funds			
				Salary	Benefits	Total	Salary	Benefits	Total	Salary	Benefits	Total	
606-Arts	AI9962	Instructor	Vacant	43,636	6,031	49,667	0	0	0	43,636	6,031	49,667	
	AI9963	Instructor - LAB (ART)	Vacant	37,343	5,161	42,504	0	0	0	37,343	5,161	42,504	
	AN9979	Adjunct-Non-Instru ART	Vacant	0	0	0	0	0	0	0	0	0	
	FWS995	Federal Work Study	Amoh,Beverlyn,Christian	0	0	0	0	0	0	0	0	0	
	HI8747	Student Reader	Vacant	0	0	0	0	0	0	0	0	0	
	HI8843	Hourly Worker	Vacant	0	0	0	0	0	0	0	0	0	
	HI8904	Student Worker - Instructional	Vacant	200	19	219	0	0	0	200	19	219	
	HI8905	Hourly Worker - Instructional	Vacant	16,000	1,579	17,579	0	0	0	16,000	1,579	17,579	
	HI8974	Reader	Vacant	0	0	0	0	0	0	0	0	0	
	HI9991	--	Croshaw,Hannah,Rose	6,975	688	7,663	0	0	0	6,975	688	7,663	
	OL0606	Overload Instructional - LAB	Vacant	9,202	0	9,202	0	0	0	9,202	0	9,202	
	OV0606	Overload Instructional - LEC	Vacant	33,705	0	33,705	0	0	0	33,705	0	33,705	
	SB0606	Summer Sessn Cr Adjunct - Lab	Vacant	6,992	966	7,958	0	0	0	6,992	966	7,958	
	SC0606	Summer Sessn Cr Adjunct - Lec	Vacant	0	0	0	0	0	0	0	0	0	
	SL0606	Summer Session TLU - Lab	Vacant	0	0	0	0	0	0	0	0	0	
	ST0606	Summer Session TLU - Lec	Vacant	79,327	0	79,327	0	0	0	79,327	0	79,327	
	STP783	Atkinson Gall Supp Adj Stpd	Vacant	0	0	0	0	0	0	0	0	0	
	STP970	Art - Oth Adj STP	Vacant	0	0	0	0	0	0	0	0	0	
STP971	Art - Oth NTCC STP	Vacant	15,000	2,897	17,897	0	0	0	15,000	2,897	17,897		
STP972	Art - Dept Ch STP	Vacant	12,800	2,472	15,272	0	0	0	12,800	2,472	15,272		
<b>606-Arts Total</b>				<b>261,180</b>	<b>19,812</b>	<b>280,992</b>	<b>0</b>	<b>0</b>	<b>0</b>	<b>261,180</b>	<b>19,812</b>	<b>280,992</b>	
608-Digital Arts Center Lab	HI9990	Student Worker - Instructional	Vacant	38,000	3,751	41,751	0	0	0	38,000	3,751	41,751	
<b>608-Digital Arts Center Lab Total</b>				<b>38,000</b>	<b>3,751</b>	<b>41,751</b>	<b>0</b>	<b>0</b>	<b>0</b>	<b>38,000</b>	<b>3,751</b>	<b>41,751</b>	
612-Film and Media Studies	AI9960	Instructor	Vacant	88,975	12,296	101,271	0	0	0	88,975	12,296	101,271	
	AI9961	Instructor - LAB (FILMST)	Vacant	41,088	5,678	46,766	0	0	0	41,088	5,678	46,766	
	HI8745	Student Reader	Vacant	0	0	0	0	0	0	0	0	0	
	HI8746	Reader	Vacant	0	0	0	0	0	0	0	0	0	
	HI9989	--	Vacant	0	0	0	0	0	0	0	0	0	
	OL0612	Overload Instructional - LAB	Vacant	28,462	0	28,462	0	0	0	28,462	0	28,462	
	OV0612	Overload Instructional - LEC	Vacant	51,340	0	51,340	0	0	0	51,340	0	51,340	
	SB0612	Summer Sessn Cr Adjunct - Lab	Vacant	3,821	528	4,349	0	0	0	3,821	528	4,349	
	SC0612	Summer Sessn Cr Adjunct - Lec	Vacant	11,140	1,540	12,680	0	0	0	11,140	1,540	12,680	
	SL0612	Summer Session TLU - Lab	Vacant	32,411	0	32,411	0	0	0	32,411	0	32,411	
	ST0612	Summer Session TLU - Lec	Vacant	67,523	0	67,523	0	0	0	67,523	0	67,523	
	STP961	Film Studies - Oth Adj STP	Vacant	0	0	0	0	0	0	0	0	0	
	STP962	Film Studies - Oth NTCC STP	Vacant	0	0	0	0	0	0	0	0	0	
	STP963	Film Studies - Dept Ch STP	Vacant	9,000	1,738	10,738	0	0	0	9,000	1,738	10,738	
	<b>612-Film and Media Studies Total</b>				<b>333,760</b>	<b>21,780</b>	<b>355,540</b>	<b>0</b>	<b>0</b>	<b>0</b>	<b>333,760</b>	<b>21,780</b>	<b>355,540</b>
	613-Film and TV Production	AI9895	Instructor - LAB (FILMPRO)	Vacant	65,036	8,988	74,024	0	0	0	65,036	8,988	74,024
AI9896		Instructor	Vacant	69,550	9,612	79,162	0	0	0	69,550	9,612	79,162	
FWS994		Federal Work Study	Vacant	0	0	0	0	0	0	0	0	0	
HI9988		Student Worker - Instructional	Vacant	18,500	1,826	20,326	0	0	0	18,500	1,826	20,326	
OL0613		Overload Instructional - LAB	Vacant	12,626	0	12,626	0	0	0	12,626	0	12,626	
OV0613		Overload Instructional - LEC	Vacant	11,556	0	11,556	0	0	0	11,556	0	11,556	
SB0613		Summer Sessn Cr Adjunct - Lab	Vacant	0	0	0	0	0	0	0	0	0	
SC0613		Summer Sessn Cr Adjunct - Lec	Vacant	0	0	0	0	0	0	0	0	0	
SL0613		Summer Session TLU - Lab	Vacant	0	0	0	0	0	0	0	0	0	
ST0613		Summer Session TLU - Lec	Vacant	0	0	0	0	0	0	0	0	0	
STP798		Prkns Acctg Ed Reg Fac Stpd	Vacant	0	0	0	0	0	0	0	0	0	
STP958		Film & TV Prod- Oth Adj STP	Vacant	0	0	0	0	0	0	0	0	0	
STP959		Film & TV Prod- Oth NTCC STP	Vacant	0	0	0	0	0	0	0	0	0	

**Santa Barbara City College  
2022-23  
Unrestricted General Funds and Other Funds  
Budgeted Positions**

**“Pooled/Hourly/Other Positions” Budgeted Positions**

Department	Position Number	Position Description	Employee	Unrestricted General Fund			Restricted & Other Funds			Total Funds		
				Salary	Benefits	Total	Salary	Benefits	Total	Salary	Benefits	Total
613-Film and TV Production	STP960	Film & TV Prod- Dept Ch STP	Vacant	6,800	1,313	8,113	0	0	0	6,800	1,313	8,113
<b>613-Film and TV Production Total</b>				<b>184,068</b>	<b>21,739</b>	<b>205,807</b>	<b>0</b>	<b>0</b>	<b>0</b>	<b>184,068</b>	<b>21,739</b>	<b>205,807</b>
618-Multimedia Arts and Technol	AI9958	Instructor	Vacant	50,718	7,009	57,727	0	0	0	50,718	7,009	57,727
	AI9959	Instructor - LAB (MAT)	Vacant	40,232	5,560	45,792	0	0	0	40,232	5,560	45,792
	HI8777	Student Reader	Vacant	0	0	0	0	0	0	0	0	0
	HI8819	Foundation Intern Student	Vacant	0	0	0	0	0	0	0	0	0
	HI8903	Student Worker - Instructional	Vacant	425	41	466	0	0	0	425	41	466
	HI8961	Reader	Vacant	0	0	0	0	0	0	0	0	0
	HI9987	Hourly Worker - Instructional	Vacant	1,465	144	1,609	0	0	0	1,465	144	1,609
	OL0618	Overload Instructional - LAB	Vacant	12,947	0	12,947	0	0	0	12,947	0	12,947
	OV0618	Overload Instructional - LEC	Vacant	23,112	0	23,112	0	0	0	23,112	0	23,112
	SB0618	Summer Sessn Cr Adjunct - Lab	Vacant	0	0	0	0	0	0	0	0	0
	SC0618	Summer Sessn Cr Adjunct - Lec	Vacant	8,739	1,208	9,947	0	0	0	8,739	1,208	9,947
	SL0618	Summer Session TLU - Lab	Vacant	24,309	0	24,309	0	0	0	24,309	0	24,309
	ST0618	Summer Session TLU - Lec	Vacant	20,258	0	20,258	0	0	0	20,258	0	20,258
	STP949	Multimed Arts&Tech-Oth Adj STP	Vacant	0	0	0	0	0	0	0	0	0
	STP950	MultimedArts&Tech-Oth NTCC STP	Vacant	7,800	1,506	9,306	0	0	0	7,800	1,506	9,306
	STP951	Multimed Arts&Tech-Dept Ch STP	Vacant	8,500	1,641	10,141	0	0	0	8,500	1,641	10,141
<b>618-Multimedia Arts and Technology Total</b>				<b>198,505</b>	<b>17,110</b>	<b>215,615</b>	<b>0</b>	<b>0</b>	<b>0</b>	<b>198,505</b>	<b>17,110</b>	<b>215,615</b>
624-Music	AI9956	Instructor	Vacant	208,100	28,759	236,859	0	0	0	208,100	28,759	236,859
	AI9957	Instructor - LAB (MUS)	Vacant	61,300	8,472	69,772	0	0	0	61,300	8,472	69,772
	FWS993	Federal Work Study	Garcia,Jocelyn,Mireille	0	0	0	0	0	0	0	0	0
	HI8775	Student Reader	Vacant	0	0	0	0	0	0	0	0	0
	HI8900	Student Worker - Instructional	Vacant	5,000	494	5,494	0	0	0	5,000	494	5,494
	HI8901	Hourly Worker - Instructional	Vacant	27,000	2,665	29,665	0	0	0	27,000	2,665	29,665
	HI8902	Hourly Worker	Vacant	7,000	691	7,691	0	0	0	7,000	691	7,691
	HI8958	Reader	Vacant	0	0	0	0	0	0	0	0	0
	HI9986	--	Douglas,John,Enrico	6,000	592	6,592	0	0	0	6,000	592	6,592
	OL0624	Overload Instructional - LAB	Vacant	14,766	0	14,766	0	0	0	14,766	0	14,766
	OT9998	Overtime - instructional	Vacant	1,700	0	1,700	0	0	0	1,700	0	1,700
	OV0624	Overload Instructional - LEC	Vacant	13,482	0	13,482	0	0	0	13,482	0	13,482
	SB0624	Summer Sessn Cr Adjunct - Lab	Vacant	7,853	1,085	8,938	0	0	0	7,853	1,085	8,938
	SC0624	Summer Sessn Cr Adjunct - Lec	Vacant	57,720	7,977	65,697	0	0	0	57,720	7,977	65,697
	SL0624	Summer Session TLU - Lab	Vacant	10,128	0	10,128	0	0	0	10,128	0	10,128
	ST0624	Summer Session TLU - Lec	Vacant	63,938	0	63,938	0	0	0	63,938	0	63,938
	STP967	Music - Oth Adj STP	Vacant	0	0	0	0	0	0	0	0	0
	STP968	Music - Oth NTCC STP	Vacant	22,000	4,248	26,248	0	0	0	22,000	4,248	26,248
	STP969	Music - Dept Ch STP	Vacant	15,500	2,993	18,493	0	0	0	15,500	2,993	18,493
<b>624-Music Total</b>				<b>521,487</b>	<b>57,977</b>	<b>579,464</b>	<b>0</b>	<b>0</b>	<b>0</b>	<b>521,487</b>	<b>57,977</b>	<b>579,464</b>
628-Graphic Design & Photograph	AI9954	Instructor - LAB (GDP)	Vacant	112,671	15,571	128,242	0	0	0	112,671	15,571	128,242
	AI9955	Instructor	Vacant	117,914	16,296	134,210	0	0	0	117,914	16,296	134,210
	HI8779	Student Reader	Vacant	0	0	0	0	0	0	0	0	0
	HI8806	Student Worker - Instructional	Vacant	0	0	0	0	0	0	0	0	0
	HI8899	Student Worker - Instructional	Eiseman,Ana Sophia,	1,075	106	1,181	0	0	0	1,075	106	1,181
	HI8963	Reader	Vacant	0	0	0	0	0	0	0	0	0
	HI9985	Hourly Worker - Instructional	Vacant	1,075	106	1,181	0	0	0	1,075	106	1,181
	OL0628	Overload Instructional - LAB	Vacant	15,836	0	15,836	0	0	0	15,836	0	15,836
	OV0628	Overload Instructional - LEC	Vacant	14,766	0	14,766	0	0	0	14,766	0	14,766
	SB0628	Summer Sessn Cr Adjunct - Lab	Vacant	0	0	0	0	0	0	0	0	0
	SC0628	Summer Sessn Cr Adjunct - Lec	Vacant	10,667	1,474	12,141	0	0	0	10,667	1,474	12,141
	SL0628	Summer Session TLU - Lab	Vacant	7,653	0	7,653	0	0	0	7,653	0	7,653

**Santa Barbara City College  
2022-23  
Unrestricted General Funds and Other Funds  
Budgeted Positions**

“Pooled/Hourly/Other Positions” Budgeted Positions

Department	Position Number	Position Description	Employee	Unrestricted General Fund			Restricted & Other Funds			Total Funds		
				Salary	Benefits	Total	Salary	Benefits	Total	Salary	Benefits	Total
628-Graphic Design & Photograph	ST0628	Summer Session TLU - Lec	Vacant	6,378	0	6,378	0	0	0	6,378	0	6,378
	STP697	Photo Dept-FA Social Media Mgr	Vacant	0	0	0	0	0	0	0	0	0
	STP955	GraphicDesign&Phot-Oth Adj STP	Vacant	0	0	0	0	0	0	0	0	0
	STP956	GraphicDsgn&Phot-Oth NTCC STP	Vacant	0	0	0	0	0	0	0	0	0
	STP957	GraphicDesign&Phot-Dept Ch STP	Vacant	10,600	2,047	12,647	0	0	0	10,600	2,047	12,647
<b>628-Graphic Design &amp; Photography Total</b>				<b>298,635</b>	<b>35,600</b>	<b>334,235</b>	<b>0</b>	<b>0</b>	<b>0</b>	<b>298,635</b>	<b>35,600</b>	<b>334,235</b>
630-Garvin Theatre	FWS992	Federal Work Study	Vacant	0	0	0	0	0	0	0	0	0
	HI9914	--	Alleman,Britni,	0	0	0	0	0	0	0	0	0
<b>630-Garvin Theatre Total</b>				<b>0</b>	<b>0</b>	<b>0</b>	<b>0</b>	<b>0</b>	<b>0</b>	<b>0</b>	<b>0</b>	<b>0</b>
636-Theatre Arts	AI9952	Instructor - LAB (TA)	Vacant	35,845	4,954	40,799	0	0	0	35,845	4,954	40,799
	AI9953	Instructor	Vacant	80,765	11,162	91,927	0	0	0	80,765	11,162	91,927
	HI8767	Student Reader	Vacant	0	0	0	0	0	0	0	0	0
	HI8816	Foundation Intern Student	Vacant	0	0	0	0	0	0	0	0	0
	HI8949	Reader	Vacant	0	0	0	0	0	0	0	0	0
	HI9984	Student Worker - Instructional	Vacant	0	0	0	0	0	0	0	0	0
	OL0636	Overload Instructional - LAB	Vacant	21,079	0	21,079	0	0	0	21,079	0	21,079
	OV0636	Overload Instructional - LEC	Vacant	24,182	0	24,182	0	0	0	24,182	0	24,182
	SB0636	Summer Sessn Cr Adjunct - Lab	Vacant	0	0	0	0	0	0	0	0	0
	SC0636	Summer Sessn Cr Adjunct - Lec	Vacant	0	0	0	0	0	0	0	0	0
	SL0636	Summer Session TLU - Lab	Vacant	22,320	0	22,320	0	0	0	22,320	0	22,320
	ST0637	Summer Session TLU - Lec	Vacant	21,686	0	21,686	0	0	0	21,686	0	21,686
	STP964	Theater Arts - Oth Adj STP	Vacant	0	0	0	0	0	0	0	0	0
	STP965	Theater Arts - Oth NTCC STP	Vacant	9,500	1,834	11,334	0	0	0	9,500	1,834	11,334
STP966	Theater Arts - Dept Ch STP	Vacant	20,000	3,862	23,862	0	0	0	20,000	3,862	23,862	
<b>636-Theatre Arts Total</b>				<b>235,377</b>	<b>21,812</b>	<b>257,189</b>	<b>0</b>	<b>0</b>	<b>0</b>	<b>235,377</b>	<b>21,812</b>	<b>257,189</b>
812-School of Justice	AI9951	Instructor	Vacant	92,662	12,806	105,468	0	0	0	92,662	12,806	105,468
	OV0812	Overload Instructional - LEC	Vacant	0	0	0	0	0	0	0	0	0
	SC0812	Summer Sessn Cr Adjunct - Lec	Vacant	19,194	2,653	21,847	0	0	0	19,194	2,653	21,847
	ST0812	Summer Session TLU - Lec	Vacant	5,434	0	5,434	0	0	0	5,434	0	5,434
	STP922	Sch of Justice St-Oth Adj STP	Vacant	0	0	0	0	0	0	0	0	0
	STP923	Sch of Justice St-Oth NTCC STP	Vacant	0	0	0	0	0	0	0	0	0
	STP924	Sch of Justice St-Dpt Ch STP	Vacant	5,000	966	5,966	0	0	0	5,000	966	5,966
	STP925	Orfalea EarlyLrnCtr-Oth Ad STP	Vacant	0	0	0	0	0	0	0	0	0
	<b>812-School of Justice Total</b>				<b>122,290</b>	<b>16,424</b>	<b>138,714</b>	<b>0</b>	<b>0</b>	<b>0</b>	<b>122,290</b>	<b>16,424</b>
813-Addictive Disorders Counselor	AI9891	Instructor -LAB (ADC)	Vacant	0	0	0	0	0	0	0	0	0
	AI9892	Instructor	Vacant	37,878	5,235	43,113	0	0	0	37,878	5,235	43,113
	OV0813	Overload Instructional - LEC	Vacant	963	0	963	0	0	0	963	0	963
	SC0813	Summer Sessn Cr Adjunct - Lec	Vacant	0	0	0	0	0	0	0	0	0
	STP946	AddctDisorderCouns-Oth Adj STP	Vacant	0	0	0	0	0	0	0	0	0
	STP947	AddctDisordCouns-Oth NTCC STP	Vacant	0	0	0	0	0	0	0	0	0
	STP948	Addct DisorderCouns-Dpt Ch STP	Vacant	0	0	0	0	0	0	0	0	0
<b>813-Addictive Disorders Counseling Total</b>				<b>38,841</b>	<b>5,235</b>	<b>44,076</b>	<b>0</b>	<b>0</b>	<b>0</b>	<b>38,841</b>	<b>5,235</b>	<b>44,076</b>
818-Associate Degree Nursing	AI9948	Instructor - LAB (ADN)	Vacant	448,000	61,914	509,914	0	0	0	448,000	61,914	509,914
	AI9949	Instructor	Vacant	8,239	1,139	9,378	0	0	0	8,239	1,139	9,378
	FWS944	Federal Work Study	Vacant	0	0	0	0	0	0	0	0	0
	HI8827	Hourly Worker - Instructional	Vacant	0	0	0	0	0	0	0	0	0
	HI9983	--	Vacant	0	0	0	0	0	0	0	0	0
	OL0818	Overload Instructional - LAB	Vacant	24,182	0	24,182	0	0	0	24,182	0	24,182
	OV0818	Overload Instructional - LEC	Vacant	21,079	0	21,079	0	0	0	21,079	0	21,079
	SB0818	SS Cr Adj ADN - Lab	Vacant	0	0	0	0	0	0	0	0	0
	SC0818	SS Cr Adj ADN - LEC	Vacant	0	0	0	0	0	0	0	0	0

**Santa Barbara City College  
2022-23  
Unrestricted General Funds and Other Funds  
Budgeted Positions**

**“Pooled/Hourly/Other Positions” Budgeted Positions**

Department	Position Number	Position Description	Employee	Unrestricted General Fund			Restricted & Other Funds			Total Funds		
				Salary	Benefits	Total	Salary	Benefits	Total	Salary	Benefits	Total
818-Associate Degree Nursing	SL0818	SS TLU ADN- Lab	Vacant	0	0	0	0	0	0	0	0	0
	ST0818	SS TLU ADN - Lec	Vacant	0	0	0	0	0	0	0	0	0
	STP774	Nursing Prog Faculty Stipend	Vacant	0	0	0	0	0	0	0	0	0
	STP785	ADN Assess Remed Ret Adj Stpd	Vacant	0	0	0	0	0	0	0	0	0
	STP786	EnrlmtGrwth ADN (Evn) Adj Stpd	Vacant	0	0	0	0	0	0	0	0	0
	STP796	Prkns Comp Info Sys Fac Stpd	Vacant	0	0	0	0	0	0	0	0	0
	STP940	AssocDegreeNursing-Oth AdjSTP	Vacant	0	0	0	0	0	0	0	0	0
	STP941	AssocDegreeNrsng-Oth NTCC STP	Vacant	3,100	599	3,699	0	0	0	3,100	599	3,699
	STP942	Assoc.DegreeNursing-Dpt Ch STP	Vacant	0	0	0	0	0	0	0	0	0
	STP945	Allied Health - Dept Ch STP	Vacant	0	0	0	0	0	0	0	0	0
	<b>818-Associate Degree Nursing Total</b>				<b>504,600</b>	<b>63,651</b>	<b>568,251</b>	<b>0</b>	<b>0</b>	<b>0</b>	<b>504,600</b>	<b>63,651</b>
824-Certified Nurses Aid	AI9983	Instructor LAB (CNA)	Vacant	47,087	6,507	53,594	0	0	0	47,087	6,507	53,594
	HI8757	Foundation Intern Student	Vacant	0	0	0	0	0	0	0	0	0
	HI8945	-----	Vacant	0	0	0	0	0	0	0	0	0
	OL0824	Overload Instructional - LAB	Vacant	5,243	0	5,243	0	0	0	5,243	0	5,243
	OV0824	Overload Instructional - LEC	Vacant	21,400	0	21,400	0	0	0	21,400	0	21,400
	SB0824	Summer Sessn Cr Adjunct - Lab	Vacant	0	0	0	0	0	0	0	0	0
	SC0824	Summer Sessn Cr Adjunct - Lec	Vacant	0	0	0	0	0	0	0	0	0
	SL0824	Summer Session TLU - Lab	Vacant	0	0	0	0	0	0	0	0	0
	ST0824	Summer Session TLU - Lec	Vacant	20,647	0	20,647	0	0	0	20,647	0	20,647
	STP734	CNA-Project Mgt ADJ	Vacant	0	0	0	0	0	0	0	0	0
<b>824-Certified Nurses Aid Total</b>				<b>94,377</b>	<b>6,507</b>	<b>100,884</b>	<b>0</b>	<b>0</b>	<b>0</b>	<b>94,377</b>	<b>6,507</b>	<b>100,884</b>
830-Cosmetology/Esthetician	AI9886	Instructor	Vacant	89,000	12,300	101,300	0	0	0	89,000	12,300	101,300
	HI8891	Hourly Worker - Instructional	Martinez,Chrystal,Sera	0	0	0	0	0	0	0	0	0
	HI9982	--	Lombardi,Katie,Rose	0	0	0	0	0	0	0	0	0
	SB0830	Summer Sessn Cr Adjunct - Lab	Vacant	28,871	4,709	33,580	0	0	0	28,871	4,709	33,580
	SC0830	Summer Sessn Cr Adjunct - Lec	Vacant	0	0	0	0	0	0	0	0	0
	SL0830	Summer Session TLU - Lab	Vacant	32,625	0	32,625	0	0	0	32,625	0	32,625
	ST0830	Summer Session TLU - Lec	Vacant	0	0	0	0	0	0	0	0	0
	STP979	Cosmetology Ac- Oth Adj STP	Vacant	0	0	0	0	0	0	0	0	0
	STP980	Cosmetology Ac-Oth NTCC STP	Vacant	0	0	0	0	0	0	0	0	0
	STP981	Cosmetology Ac- Dept Ch STP	Vacant	17,200	3,321	20,521	0	0	0	17,200	3,321	20,521
<b>830-Cosmetology/Esthetician Total</b>				<b>167,696</b>	<b>20,330</b>	<b>188,026</b>	<b>0</b>	<b>0</b>	<b>0</b>	<b>167,696</b>	<b>20,330</b>	<b>188,026</b>
842-Early Childhood Education	AI9946	Instructor - LAB (ECE)	Vacant	0	0	0	0	0	0	0	0	0
	AI9947	Instructor	Vacant	106,358	14,699	121,057	0	0	0	106,358	14,699	121,057
	AN9976	Early Childhood Education	Vacant	1,070	175	1,245	0	0	0	1,070	175	1,245
	HI8807	Student Worker - Instructional	Vacant	0	0	0	0	0	0	0	0	0
	HI8828	Hourly Worker - Instructional	Vacant	0	0	0	0	0	0	0	0	0
	HI9981	--	Vacant	0	0	0	0	0	0	0	0	0
	OL0842	Overload Instructional - LAB	Vacant	4,173	0	4,173	0	0	0	4,173	0	4,173
	OV0842	Overload Instructional - LEC	Vacant	13,696	0	13,696	0	0	0	13,696	0	13,696
	SC0842	Summer Sessn Cr Adjunct - Lec	Vacant	17,884	2,472	20,356	0	0	0	17,884	2,472	20,356
	ST0842	Summer Session TLU - Lec	Vacant	0	0	0	0	0	0	0	0	0
	STP755	Prkns Early Chldhood Adj STP	Vacant	0	0	0	0	0	0	0	0	0
	STP794	Prkns Early Chdhd Ed Fac Stpd	Vacant	0	0	0	0	0	0	0	0	0
	STP935	Early Child Ed- Oth NTCC STP	Vacant	9,400	1,815	11,215	0	0	0	9,400	1,815	11,215
	STP936	Early Child Ed- Dept Ch STP	Vacant	6,900	1,332	8,232	0	0	0	6,900	1,332	8,232
	<b>842-Early Childhood Education Total</b>				<b>159,481</b>	<b>20,492</b>	<b>179,973</b>	<b>0</b>	<b>0</b>	<b>0</b>	<b>159,481</b>	<b>20,492</b>
848-Health Information Technology	AI9992	Instructor	Vacant	293,000	40,493	333,493	0	0	0	293,000	40,493	333,493
	AI9993	Instructor - LAB (HIT)	Vacant	15,301	2,115	17,416	0	0	0	15,301	2,115	17,416
	HI8805	Student Worker - Instructional	Vacant	0	0	0	0	0	0	0	0	0

**Santa Barbara City College  
2022-23  
Unrestricted General Funds and Other Funds  
Budgeted Positions**

“Pooled/Hourly/Other Positions” Budgeted Positions

Department	Position Number	Position Description	Employee	Unrestricted General Fund			Restricted & Other Funds			Total Funds		
				Salary	Benefits	Total	Salary	Benefits	Total	Salary	Benefits	Total
848-Health Information Technology	HI9980	--	Vacant	9,500	938	10,438	0	0	0	9,500	938	10,438
	OL0848	Overload Instructional - LAB	Vacant	29,532	0	29,532	0	0	0	29,532	0	29,532
	OV0848	Overload Instructional - LEC	Vacant	57,653	0	57,653	0	0	0	57,653	0	57,653
	SC0848	Summer Sessn Cr Adjunct - Lec	Vacant	102,292	14,137	116,429	0	0	0	102,292	14,137	116,429
	SL0848	Summer Session TLU - Lab	Vacant	0	0	0	0	0	0	0	0	0
	ST0848	Summer Session TLU - Lec	Vacant	29,811	0	29,811	0	0	0	29,811	0	29,811
	STP931	Health InfoTech- Oth Adj STP	Vacant	0	0	0	0	0	0	0	0	0
	STP932	Health InfoTech- Oth NTCC STP	Vacant	0	0	0	0	0	0	0	0	0
	STP933	Health InfoTech- Dept Ch STP	Vacant	17,600	3,399	20,999	0	0	0	17,600	3,399	20,999
<b>848-Health Information Technologies Total</b>				<b>554,689</b>	<b>61,081</b>	<b>615,770</b>	<b>0</b>	<b>0</b>	<b>0</b>	<b>554,689</b>	<b>61,081</b>	<b>615,770</b>
854-Allied Health	AI9985	Instructor - LAB (AH)	Vacant	0	0	0	0	0	0	0	0	0
	AI9986	Instructor	Vacant	7,383	1,020	8,403	0	0	0	7,383	1,020	8,403
	HI9979	--	Lopez,Michael,Alexander Maggio	0	0	0	0	0	0	0	0	0
	OV0854	Overload Instructional - LEC	Vacant	0	0	0	0	0	0	0	0	0
<b>854-Allied Health Total</b>				<b>7,383</b>	<b>1,020</b>	<b>8,403</b>	<b>0</b>	<b>0</b>	<b>0</b>	<b>7,383</b>	<b>1,020</b>	<b>8,403</b>
855-Emergency Medical Technicians	AI9872	Instructor	Vacant	22,149	3,061	25,210	0	0	0	22,149	3,061	25,210
	AI9873	Instructor - LAB (EMT)	Vacant	55,854	7,719	63,573	0	0	0	55,854	7,719	63,573
	HI9978	Hourly Worker - Instructional	Clancy,Lyndell, Lee	0	0	0	0	0	0	0	0	0
	OT9997	Overtime - instructional	Vacant	2,200	0	2,200	0	0	0	2,200	0	2,200
<b>855-Emergency Medical Technician Total</b>				<b>80,203</b>	<b>10,780</b>	<b>90,983</b>	<b>0</b>	<b>0</b>	<b>0</b>	<b>80,203</b>	<b>10,780</b>	<b>90,983</b>
860-Vocational Nursing	AI9944	Instructor - LAB (LVN)	Vacant	93,732	12,954	106,686	0	0	0	93,732	12,954	106,686
	AI9945	Instructor	Vacant	8,453	1,168	9,621	0	0	0	8,453	1,168	9,621
	HI8709	Hourly Worker - Perkins	Ramirez,Jose, Antonio	0	0	0	0	0	0	0	0	0
	HI8825	Hourly Worker - Instructional	Vacant	0	0	0	0	0	0	0	0	0
	HI9977	--	Furnival,Sonia,Lilian	0	0	0	0	0	0	0	0	0
	OL0860	Overload Instructional - LAB	Vacant	10,486	0	10,486	0	0	0	10,486	0	10,486
	OV0860	Overload Instructional - LEC	Vacant	3,210	0	3,210	0	0	0	3,210	0	3,210
	SB0860	Summer Sessn Cr Adjunct - Lab	Vacant	0	0	0	0	0	0	0	0	0
	SC0860	Summer Sessn Cr Adjunct - Lec	Vacant	0	0	0	0	0	0	0	0	0
	SL0860	Summer Session TLU - Lab	Vacant	0	0	0	0	0	0	0	0	0
	ST0860	Summer Session TLU - Lec	Vacant	0	0	0	0	0	0	0	0	0
	STP792	Prkns Vctnl Nursing Fac Stpd	Vacant	0	0	0	0	0	0	0	0	0
	STP919	Vocational Nursing-Oth Adj STP	Vacant	0	0	0	0	0	0	0	0	0
	STP920	VocationalNursing-Oth NTCC STP	Vacant	7,100	1,371	8,471	0	0	0	7,100	1,371	8,471
	STP921	Vocational Nursing-Dept Ch STP	Vacant	11,300	2,182	13,482	0	0	0	11,300	2,182	13,482
<b>860-Vocational Nursing Total</b>				<b>134,281</b>	<b>17,675</b>	<b>151,956</b>	<b>0</b>	<b>0</b>	<b>0</b>	<b>134,281</b>	<b>17,675</b>	<b>151,956</b>
866-Medical Imaging Sciences	AI9942	Instructor - LAB (RT)	Vacant	60,600	8,375	68,975	0	0	0	60,600	8,375	68,975
	AI9943	Instructor	Vacant	60,000	8,292	68,292	0	0	0	60,000	8,292	68,292
	HI8704	Foundation Intern	Vacant	0	0	0	0	0	0	0	0	0
	HI9976	--	Vacant	0	0	0	0	0	0	0	0	0
	OL0866	Overload Instructional - LAB	Vacant	9,523	0	9,523	0	0	0	9,523	0	9,523
	OV0866	Overload Instructional - LEC	Vacant	4,173	0	4,173	0	0	0	4,173	0	4,173
	SB0866	Summer Sessn Cr Adjunct - Lab	Vacant	20,745	2,867	23,612	0	0	0	20,745	2,867	23,612
	SC0866	Summer Sessn Cr Adjunct - Lec	Vacant	0	0	0	0	0	0	0	0	0
	SL0866	Summer Session TLU - Lab	Vacant	46,727	0	46,727	0	0	0	46,727	0	46,727
	ST0866	Summer Session TLU - Lec	Vacant	1,806	0	1,806	0	0	0	1,806	0	1,806
	STP928	Med Imag Sci - Oth Adj STP	Vacant	0	0	0	0	0	0	0	0	0
	STP929	Med Imag Sci - Oth NTCC STP	Vacant	8,000	1,545	9,545	0	0	0	8,000	1,545	9,545
	STP930	Med Imag Sci - Dept Ch STP	Vacant	6,000	1,159	7,159	0	0	0	6,000	1,159	7,159
<b>866-Medical Imaging Sciences Total</b>				<b>217,574</b>	<b>22,237</b>	<b>239,811</b>	<b>0</b>	<b>0</b>	<b>0</b>	<b>217,574</b>	<b>22,237</b>	<b>239,811</b>
872-Health Workforce Initiative	HI8795	Hourly Worker	Vacant	0	0	0	0	0	0	0	0	0



**Santa Barbara City College  
2022-23  
Unrestricted General Funds and Other Funds  
Budgeted Positions**

**“Pooled/Hourly/Other Positions” Budgeted Positions**

Department	Position Number	Position Description	Employee	Unrestricted General Fund			Restricted & Other Funds			Total Funds		
				Salary	Benefits	Total	Salary	Benefits	Total	Salary	Benefits	Total
872-Health Workforce Initiative	HI8797	Hourly Worker	Vacant	0	0	0	0	0	0	0	0	0
	HI9913	--	Vacant	0	0	0	0	0	0	0	0	0
<b>872-Health Workforce Initiative Total</b>				<b>0</b>	<b>0</b>	<b>0</b>	<b>0</b>	<b>0</b>	<b>0</b>	<b>0</b>	<b>0</b>	<b>0</b>
9995-Interfund Billing Account	FWS951	Federal Work Study	Vacant	0	0	0	0	0	0	0	0	0
	HI9916	--	Andrade,Aniko,Alexander	0	0	0	0	0	0	0	0	0
	STP759	Athletic Coaching - Adj STP	Vacant	0	0	0	0	0	0	0	0	0
	STP760	Athletic Coaching- Fac STP	Vacant	0	0	0	0	0	0	0	0	0
<b>9995-Interfund Billing Account Total</b>				<b>0</b>	<b>0</b>	<b>0</b>	<b>0</b>	<b>0</b>	<b>0</b>	<b>0</b>	<b>0</b>	<b>0</b>
<b>Subtotal - “Pooled/Hourly/Other Positions” Budgeted Positions</b>				<b>21,437,008</b>	<b>2,357,403</b>	<b>23,794,411</b>	<b>1,996,116</b>	<b>203,328</b>	<b>2,199,444</b>	<b>23,433,124</b>	<b>2,560,731</b>	<b>25,993,854</b>
<b>Total - All Positions</b>				<b>68,042,410</b>	<b>23,684,715</b>	<b>91,727,125</b>	<b>9,741,533</b>	<b>4,011,533</b>	<b>13,753,066</b>	<b>77,783,943</b>	<b>27,696,248</b>	<b>105,480,190</b>

a

a. Benefits total does not include \$455,500 in retiree benefits.

**Santa Barbara City College  
2022-23  
Unrestricted General Funds and Other Funds  
Budgeted Positions**

**"Permanent" Budgeted, Vacant Positions**

Department	Position Number	Position Description	Employee	Unrestricted General Fund			Restricted & Other Funds			Total Funds		
				Salary	Benefits	Total	Salary	Benefits	Total	Salary	Benefits	Total
1006-Mathematics	FI9898	Instructor	Vacant	147,354	43,228	190,582	0	0	0	147,354	43,228	190,582
<b>1006-Mathematics Total</b>				<b>147,354</b>	<b>43,228</b>	<b>190,582</b>	<b>0</b>	<b>0</b>	<b>0</b>	<b>147,354</b>	<b>43,228</b>	<b>190,582</b>
1418-Physical Health Education	CS9589	Athletics Program Attendant	Vacant	44,592	16,090	60,682	0	0	0	44,592	16,090	60,682
<b>1418-Physical Health Education Total</b>				<b>44,592</b>	<b>16,090</b>	<b>60,682</b>	<b>0</b>	<b>0</b>	<b>0</b>	<b>44,592</b>	<b>16,090</b>	<b>60,682</b>
1600-Biological Sciences Enviro Studies	FI9683	Professor	Vacant	128,212	55,086	183,298	0	0	0	128,212	55,086	183,298
	FI9747	Instructor	Vacant	87,932	38,183	126,115	0	0	0	87,932	38,183	126,115
<b>1600-Biological Sciences Enviro Studies Total</b>				<b>216,144</b>	<b>93,269</b>	<b>309,413</b>	<b>0</b>	<b>0</b>	<b>0</b>	<b>216,144</b>	<b>93,269</b>	<b>309,413</b>
225-Computer Information Technologies	CS9944	ICLC	Vacant	52,389	36,799	89,188	0	0	0	52,389	36,799	89,188
<b>225-Computer Information Technologies Total</b>				<b>52,389</b>	<b>36,799</b>	<b>89,188</b>	<b>0</b>	<b>0</b>	<b>0</b>	<b>52,389</b>	<b>36,799</b>	<b>89,188</b>
3509-Student Info Systems & Registration	CS9623	Admissions & Records Tech,Sr	Vacant	56,954	38,387	95,341	0	0	0	56,954	38,387	95,341
<b>3509-Student Info Systems &amp; Registration Total</b>				<b>56,954</b>	<b>38,387</b>	<b>95,341</b>	<b>0</b>	<b>0</b>	<b>0</b>	<b>56,954</b>	<b>38,387</b>	<b>95,341</b>
3579-Wake Center Facilities & Operations	CS9784	Facilities Assistant	Vacant	53,084	28,400	81,484	0	0	0	53,084	28,400	81,484
<b>3579-Wake Center Facilities &amp; Operations Total</b>				<b>53,084</b>	<b>28,400</b>	<b>81,484</b>	<b>0</b>	<b>0</b>	<b>0</b>	<b>53,084</b>	<b>28,400</b>	<b>81,484</b>
4010-School of Extended Learning Admin	CS9672	Administrative Assistant I	Vacant	72,296	51,288	123,584	0	0	0	72,296	51,288	123,584
	ED9945	Director NC Programs	Vacant	108,448	50,584	159,032	0	0	0	108,448	50,584	159,032
	ED9970	Dean - School of Extended Lear	Vacant	126,019	46,683	172,702	0	0	0	126,019	46,683	172,702
<b>4010-School of Extended Learning Admin Total</b>				<b>306,763</b>	<b>148,555</b>	<b>455,318</b>	<b>0</b>	<b>0</b>	<b>0</b>	<b>306,763</b>	<b>148,555</b>	<b>455,318</b>
4012-Disabled Student Programs/Services	FN9889	Instructor/LD Spec 20XDYS	Vacant	14,828	7,021	21,849	59,314	28,084	87,398	74,142	35,105	109,247
	FN9919	Associate Professor/Director	Vacant	17,586	7,637	25,223	70,346	30,546	100,892	87,932	38,183	126,115
<b>4012-Disabled Student Programs/Services Total</b>				<b>32,415</b>	<b>14,658</b>	<b>47,072</b>	<b>129,659</b>	<b>58,630</b>	<b>188,290</b>	<b>162,074</b>	<b>73,288</b>	<b>235,362</b>
4030-Learning Resource Center	CE9651	Office Assistant	Vacant	50,339	36,084	86,423	0	0	0	50,339	36,084	86,423
	FN9953	Assistant Prof/Dir. of LSS	Vacant	83,567	19,296	102,863	27,856	6,432	34,288	111,422	25,728	137,150
	HI8689	Sub - CLRC Office Assistant Senior	Vacant	0	0	0	0	0	0	0	0	0
<b>4030-Learning Resource Center Total</b>				<b>133,906</b>	<b>55,380</b>	<b>189,286</b>	<b>27,856</b>	<b>6,432</b>	<b>34,288</b>	<b>161,761</b>	<b>61,812</b>	<b>223,573</b>
4048-Tutorial Center	CS9632	Tutor Center Coordinator	Vacant	64,422	40,987	105,409	0	0	0	64,422	40,987	105,409
	MS9982	LRC Coordinator	Vacant	47,402	28,120	75,522	0	0	0	47,402	28,120	75,522
<b>4048-Tutorial Center Total</b>				<b>111,824</b>	<b>69,107</b>	<b>180,931</b>	<b>0</b>	<b>0</b>	<b>0</b>	<b>111,824</b>	<b>69,107</b>	<b>180,931</b>
4056-Dual Enrollment Program	CE9652	Student Program Advisor	Vacant	40,890	25,555	66,445	27,260	17,037	44,297	68,150	42,592	110,742
<b>4056-Dual Enrollment Program Total</b>				<b>40,890</b>	<b>25,555</b>	<b>66,445</b>	<b>27,260</b>	<b>17,037</b>	<b>44,297</b>	<b>68,150</b>	<b>42,592</b>	<b>110,742</b>
406-English Composition & Literature	FI9710	Instructor	Vacant	74,142	35,105	109,247	0	0	0	74,142	35,105	109,247
<b>406-English Composition &amp; Literature Total</b>				<b>74,142</b>	<b>35,105</b>	<b>109,247</b>	<b>0</b>	<b>0</b>	<b>0</b>	<b>74,142</b>	<b>35,105</b>	<b>109,247</b>
4071-User Support Service	CS9607	Academic Tech Support Spec	Vacant	69,391	42,718	112,109	0	0	0	69,391	42,718	112,109
<b>4071-User Support Service Total</b>				<b>69,391</b>	<b>42,718</b>	<b>112,109</b>	<b>0</b>	<b>0</b>	<b>0</b>	<b>69,391</b>	<b>42,718</b>	<b>112,109</b>
4072-Vice President of Academic Affairs	ED9947	Coordinator- ED Programs	Vacant	0	0	0	73,561	35,319	108,880	73,561	35,319	108,880
<b>4072-Vice President of Academic Affairs Total</b>				<b>0</b>	<b>0</b>	<b>0</b>	<b>73,561</b>	<b>35,319</b>	<b>108,880</b>	<b>73,561</b>	<b>35,319</b>	<b>108,880</b>
4073-Dean of Ed. Prog - Lang, PE, Tech	ED9986	Dean	Vacant	145,038	50,888	195,926	0	0	0	145,038	50,888	195,926
<b>4073-Dean of Ed. Prog - Lang, PE, Tech Total</b>				<b>145,038</b>	<b>50,888</b>	<b>195,926</b>	<b>0</b>	<b>0</b>	<b>0</b>	<b>145,038</b>	<b>50,888</b>	<b>195,926</b>
4094-Diversity, Equity & Inclusion	ED9955	Executive Director, DEI	Vacant	0	91	91	0	274	274	0	365	365
<b>4094-Diversity, Equity &amp; Inclusion Total</b>				<b>0</b>	<b>91</b>	<b>91</b>	<b>0</b>	<b>274</b>	<b>274</b>	<b>0</b>	<b>365</b>	<b>365</b>
4099-Umoja	C99960	Student Program Advisor	Vacant	0	0	0	62,867	40,447	103,314	62,867	40,447	103,314
<b>4099-Umoja Total</b>				<b>0</b>	<b>0</b>	<b>0</b>	<b>62,867</b>	<b>40,447</b>	<b>103,314</b>	<b>62,867</b>	<b>40,447</b>	<b>103,314</b>
4212-Fiscal Services	CS9576	Student Finance & AR Tech I	Vacant	44,493	34,049	78,542	0	0	0	44,493	34,049	78,542
	CS9577	Student Finance & AR Tech II	Vacant	56,807	29,715	86,522	0	0	0	56,807	29,715	86,522

**Santa Barbara City College  
2022-23  
Unrestricted General Funds and Other Funds  
Budgeted Positions**

**"Permanent" Budgeted, Vacant Positions**

Department	Position Number	Position Description	Employee	Unrestricted General Fund			Restricted & Other Funds			Total Funds		
				Salary	Benefits	Total	Salary	Benefits	Total	Salary	Benefits	Total
4212-Fiscal Services	CS9875	Accounting Tech II	Vacant	52,903	36,976	89,879	0	0	0	52,903	36,976	89,879
	CS9876	Accounting Tech II	Vacant	52,903	36,976	89,879	0	0	0	52,903	36,976	89,879
	MS9983	Assistant Controller	Vacant	108,236	56,760	164,996	0	0	0	108,236	56,760	164,996
<b>4212-Fiscal Services Total</b>				<b>315,342</b>	<b>194,476</b>	<b>509,818</b>	<b>0</b>	<b>0</b>	<b>0</b>	<b>315,342</b>	<b>194,476</b>	<b>509,818</b>
4236-F&O - Maintenance	C99952	Facilities Assistant	Vacant	43,390	33,665	77,055	0	0	0	43,390	33,665	77,055
	CS9721	Facilities Assistant	Vacant	0	0	0	0	0	0	0	0	0
	CS9855	Lead Facilities Assist	Vacant	0	0	0	0	0	0	0	0	0
	CS9856	Maintenance Tech	Vacant	58,838	30,430	89,268	0	0	0	58,838	30,430	89,268
	CS9864	Facilities Assistant	Vacant	0	0	0	0	0	0	0	0	0
	MS9946	Facility Operations Manager	Vacant	67,966	42,222	110,188	0	0	0	67,966	42,222	110,188
<b>4236-F&amp;O - Maintenance Total</b>				<b>170,194</b>	<b>106,317</b>	<b>276,511</b>	<b>0</b>	<b>0</b>	<b>0</b>	<b>170,194</b>	<b>106,317</b>	<b>276,511</b>
4630-Executive Office Staff	MS9960	Exec Asst - President/Board	Vacant	72,897	43,939	116,836	0	0	0	72,897	43,939	116,836
<b>4630-Executive Office Staff Total</b>				<b>72,897</b>	<b>43,939</b>	<b>116,836</b>	<b>0</b>	<b>0</b>	<b>0</b>	<b>72,897</b>	<b>43,939</b>	<b>116,836</b>
4659-Administrative Systems	CS9592	Technical Services Spec	Vacant	105,658	63,151	168,809	0	0	0	105,658	63,151	168,809
<b>4659-Administrative Systems Total</b>				<b>105,658</b>	<b>63,151</b>	<b>168,809</b>	<b>0</b>	<b>0</b>	<b>0</b>	<b>105,658</b>	<b>63,151</b>	<b>168,809</b>
4806-Admissions & Records	C99973	Transcript Analyst	Vacant	0	0	0	72,632	44,170	116,802	72,632	44,170	116,802
	C99999	Admissions & Records Tech	Vacant	61,303	47,510	108,813	0	0	0	61,303	47,510	108,813
	CS9763	Admissions & Records Tech	Vacant	52,903	36,976	89,879	0	0	0	52,903	36,976	89,879
<b>4806-Admissions &amp; Records Total</b>				<b>114,206</b>	<b>84,486</b>	<b>198,692</b>	<b>72,632</b>	<b>44,170</b>	<b>116,802</b>	<b>186,838</b>	<b>128,656</b>	<b>315,494</b>
4826-Career Center	C99991	Worksite Coordinator	Vacant	73,708	44,371	118,079	0	0	0	73,708	44,371	118,079
<b>4826-Career Center Total</b>				<b>73,708</b>	<b>44,371</b>	<b>118,079</b>	<b>0</b>	<b>0</b>	<b>0</b>	<b>73,708</b>	<b>44,371</b>	<b>118,079</b>
4830-Counseling	C99939	Academic Counseling Technician	Vacant	52,903	36,976	89,879	0	0	0	52,903	36,976	89,879
	MS9915	Academic Counseling Cntr Super	Vacant	0	0	0	84,481	39,476	123,957	84,481	39,476	123,957
<b>4830-Counseling Total</b>				<b>52,903</b>	<b>36,976</b>	<b>89,879</b>	<b>84,481</b>	<b>39,476</b>	<b>123,957</b>	<b>137,384</b>	<b>76,452</b>	<b>213,836</b>
4838-Financial Aid	CS9768	Financial Aid Tech	Vacant	0	0	0	56,954	38,619	95,573	56,954	38,619	95,573
<b>4838-Financial Aid Total</b>				<b>0</b>	<b>0</b>	<b>0</b>	<b>56,954</b>	<b>38,619</b>	<b>95,573</b>	<b>56,954</b>	<b>38,619</b>	<b>95,573</b>
4846-International Student Program	C99945	International Outreach & Admis	Vacant	52,903	37,210	90,113	0	0	0	52,903	37,210	90,113
<b>4846-International Student Program Total</b>				<b>52,903</b>	<b>37,210</b>	<b>90,113</b>	<b>0</b>	<b>0</b>	<b>0</b>	<b>52,903</b>	<b>37,210</b>	<b>90,113</b>
4886-Dean - Student Affairs	ED9989	Dean	Vacant	190,028	69,085	259,113	0	0	0	190,028	69,085	259,113
<b>4886-Dean - Student Affairs Total</b>				<b>190,028</b>	<b>69,085</b>	<b>259,113</b>	<b>0</b>	<b>0</b>	<b>0</b>	<b>190,028</b>	<b>69,085</b>	<b>259,113</b>
813-Addictive Disorders Counseling	F19636	Instructor	Vacant	131,296	39,572	170,868	0	0	0	131,296	39,572	170,868
<b>813-Addictive Disorders Counseling Total</b>				<b>131,296</b>	<b>39,572</b>	<b>170,868</b>	<b>0</b>	<b>0</b>	<b>0</b>	<b>131,296</b>	<b>39,572</b>	<b>170,868</b>
818-Associate Degree Nursing	F19760	Instructor	Vacant	101,882	49,082	150,964	0	0	0	101,882	49,082	150,964
	F19872	Instructor	Vacant	0	0	0	87,932	38,183	126,115	87,932	38,183	126,115
	F19873	Instructor	Vacant	0	0	0	84,811	37,406	122,217	84,811	37,406	122,217
	F19953	Instructor	Vacant	90,859	20,592	111,451	0	0	0	90,859	20,592	111,451
<b>818-Associate Degree Nursing Total</b>				<b>192,741</b>	<b>69,674</b>	<b>262,415</b>	<b>172,743</b>	<b>75,589</b>	<b>248,332</b>	<b>365,484</b>	<b>145,263</b>	<b>510,747</b>
<b>Subtotal - "Permanent" Budgeted, Vacant Positions</b>				<b>2,956,761</b>	<b>1,487,487</b>	<b>4,444,248</b>	<b>708,013</b>	<b>355,993</b>	<b>1,064,006</b>	<b>3,664,774</b>	<b>1,843,480</b>	<b>5,508,254</b>